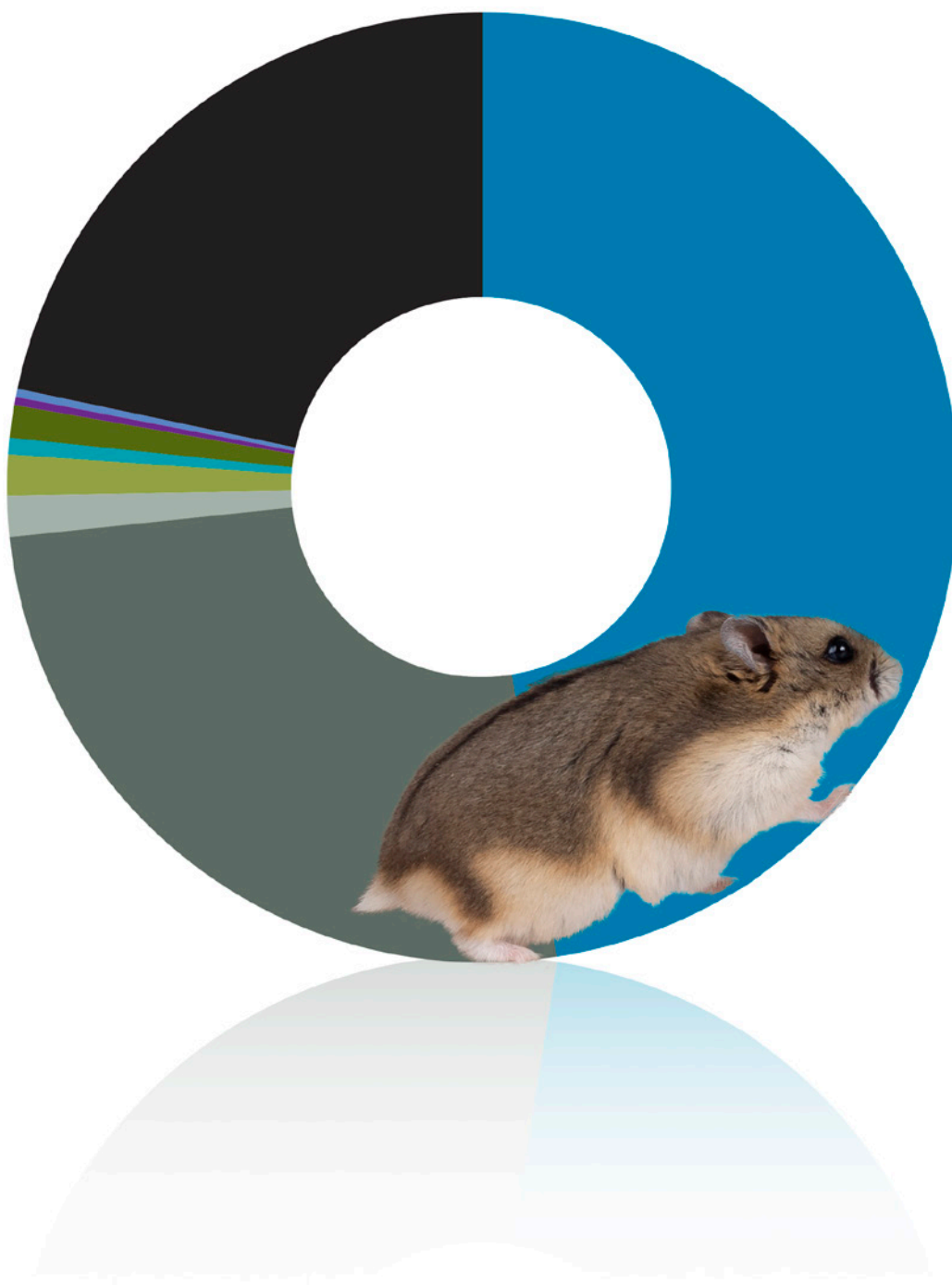


RCVS FACTS

FACTS AND FIGURES FROM THE ROYAL COLLEGE OF VETERINARY SURGEONS

2024



Welcome to *RCVS Facts* 2024.

This document provides an overview of all data related to the professions. It first presents a profile of the professions including the distribution of veterinary surgeons and veterinary nurses across the UK, then highlights key educational data such as the number of UK veterinary students, before summarising the number of concerns and disciplinary hearings we have dealt with and finally providing data related to councils, committees, and staff.

For a review of our financial activities, you can download our Annual Report 2024 from www.rcvs.org.uk/publications.

Year in review is: 1 April 2023 to 31 March 2024, unless otherwise stated.



Profile of the professions

Numbers and distribution of RCVS members	4
Breakdown of members by category of registrable qualification	5
Breakdown of principal RCVS membership categories	5
UK-practising veterinary surgeons by age and gender	6
UK-practising members by stated ethnic group	6
Registered veterinary nurses by age and gender	7
Registered veterinary nurses by stated ethnic group	7
Numbers of practising veterinary surgeons / registered veterinary nurses in the UK	8
Numbers of RCVS-accredited practices in the Practice Standards Scheme / registered veterinary premises in the UK	8
Breakdown of PSS veterinary premises by accreditation type	8
Registration of veterinary surgeons and veterinary nurses	9
Fees for veterinary surgeons and veterinary nurses	9
Number of new registrations based on registrant's of graduation / qualification recognition	10
Trends in registration of veterinary surgeons	11
Number of new registrations based on registrant's country of graduation / qualification recognition	12
Trends in registration of veterinary nurses	13

Education

Undergraduate student numbers by origin	14
Undergraduate student numbers by gender	16
Certificate in Advanced Veterinary Practice: number of module components	18
Number of Certificates in Advanced Veterinary Practice awarded	20
New Fellows welcomed to the Fellowship with breakdown of numbers by pathway	21
Current holders of RCVS postgraduate statuses, qualifications and awards	22
Number of Diplomas in Advanced Veterinary Nursing (DipAVN) and Certificates in Advanced Veterinary Nursing (CertAVN) awarded	22
Numbers of veterinary nursing training practices, awarding organisations and higher education institutions	22
RCVS CPD requirements for veterinary surgeons	23
RCVS CPD requirements for veterinary nurses	23

Concerns, advice and disciplinary

Number and category of concerns registered and written requests for advice received (for both veterinary surgeons and registered veterinary nurses)	24
Number of concerns raised about veterinary surgeons and registered veterinary nurses	25
Number and type of case examinations and investigations by the Preliminary Investigation Committee (PIC) / Registered Veterinary Nurses Preliminary Investigation Committee (RVN PIC)	25
Summary of Disciplinary Committee hearings	26

Councils, committees and staff

VN Council membership and attendance	28
Number of permanent RCVS and RCVS Knowledge staff	28
Practice Standards Scheme assessors	28
Council and committee membership and attendance	29

Table 1. Numbers and distribution of RCVS members

Names entered on	31/3/23	Totals	31/3/24	Totals
General List I	23,560		24,054	
General List II	10,584		10,793	
Commonwealth List	2,094		2,218	
Foreign List	641		662	
Temporary List	121		74	
Supplementary Veterinary Register	1		0	
Total number of members		37,001		37,801
UK-practising		28,823		30,138
Overseas-practising		3,398		3,531
Non-practising				
United Kingdom	3,330		3,041	
Overseas	776		691	
Total non-practising		4,106		3,732
Temporary List	121		74	
Supplementary Veterinary Register	1		0	
		122		74
Republic of Ireland¹		522		326
Total number of members		37,001		37,801

¹ Veterinary surgeons resident in the Republic of Ireland who qualified before 1 June 1988 and remain RCVS members (and who must also register with the Veterinary Council of Ireland)

Notes

General List I – members who have a recognised UK qualification.

General List II – members who have a scheduled EU qualification.

Commonwealth List – members who have an accepted Commonwealth qualification, or who have a Commonwealth qualification and have passed the RCVS Statutory Examination for Membership.

Foreign List – members who have an accepted overseas qualification, or who have an overseas qualification and have passed the RCVS Statutory Examination for Membership.

Temporary List – temporary members or visiting European veterinary surgeons.

Supplementary Veterinary Register – members who were, or were entitled to be, registered veterinary practitioners prior to the introduction of the Veterinary Surgeons Act 1966.

Figure 1. Breakdown of members by category of registerable qualification

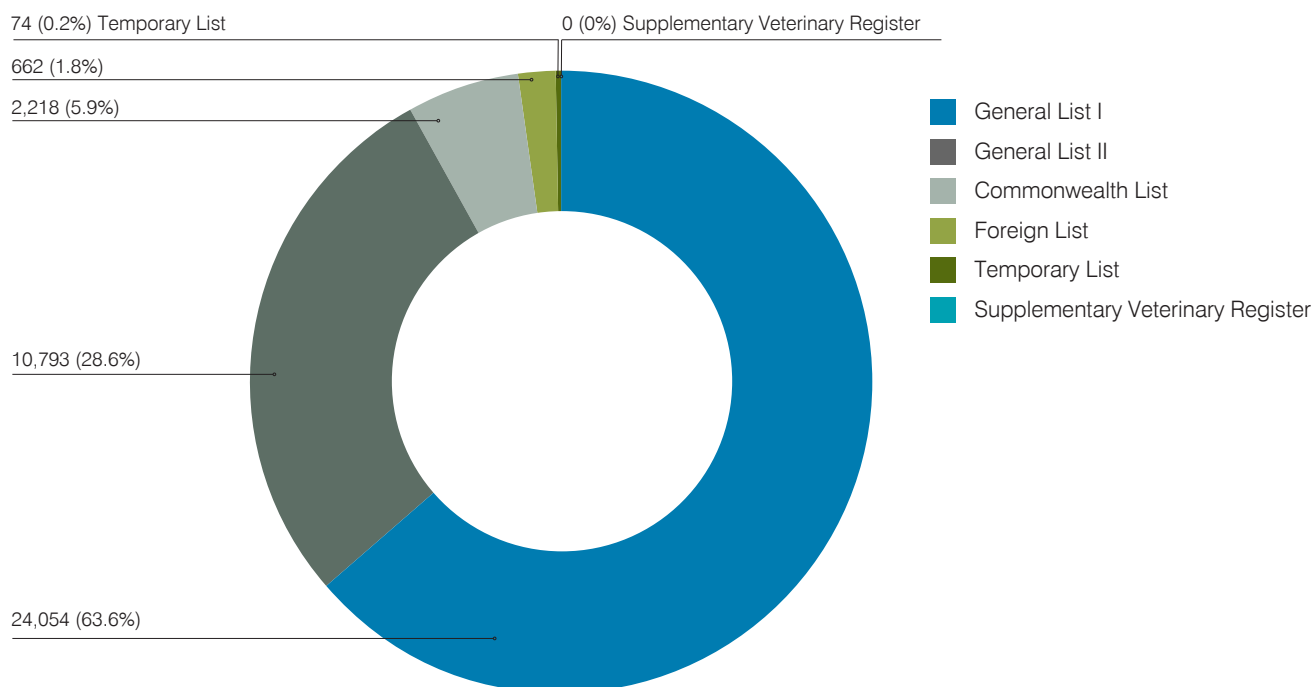


Figure 2. Breakdown of principal RCVS membership categories

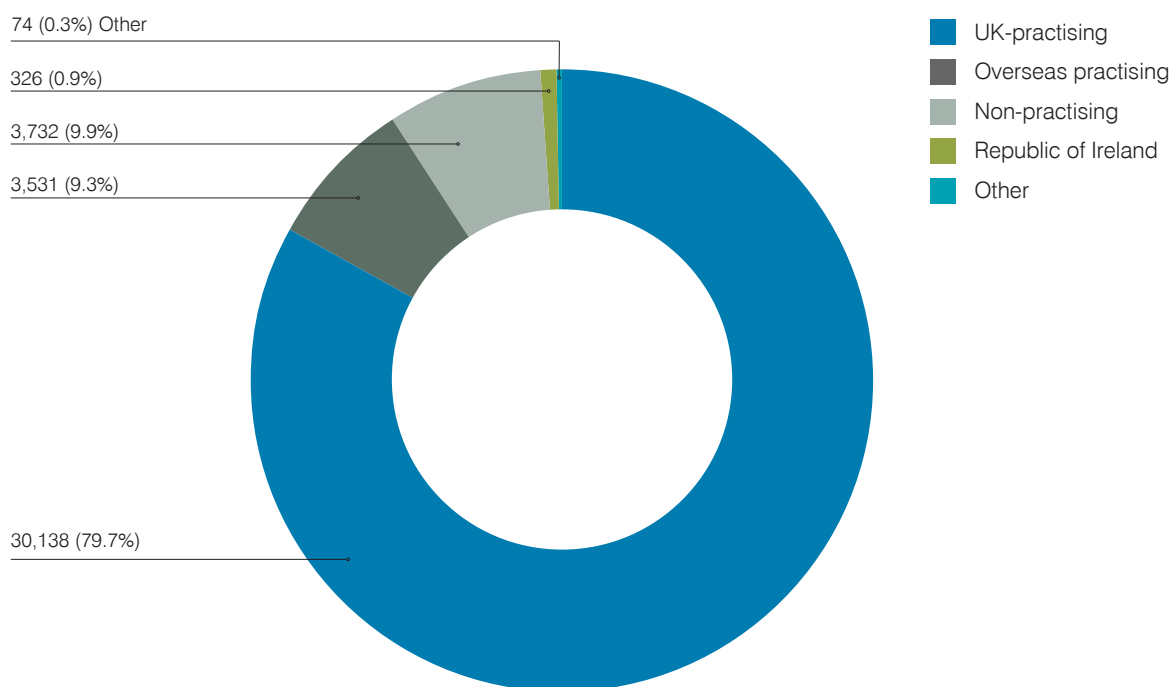


Figure 3. UK-practising veterinary surgeons by age and gender

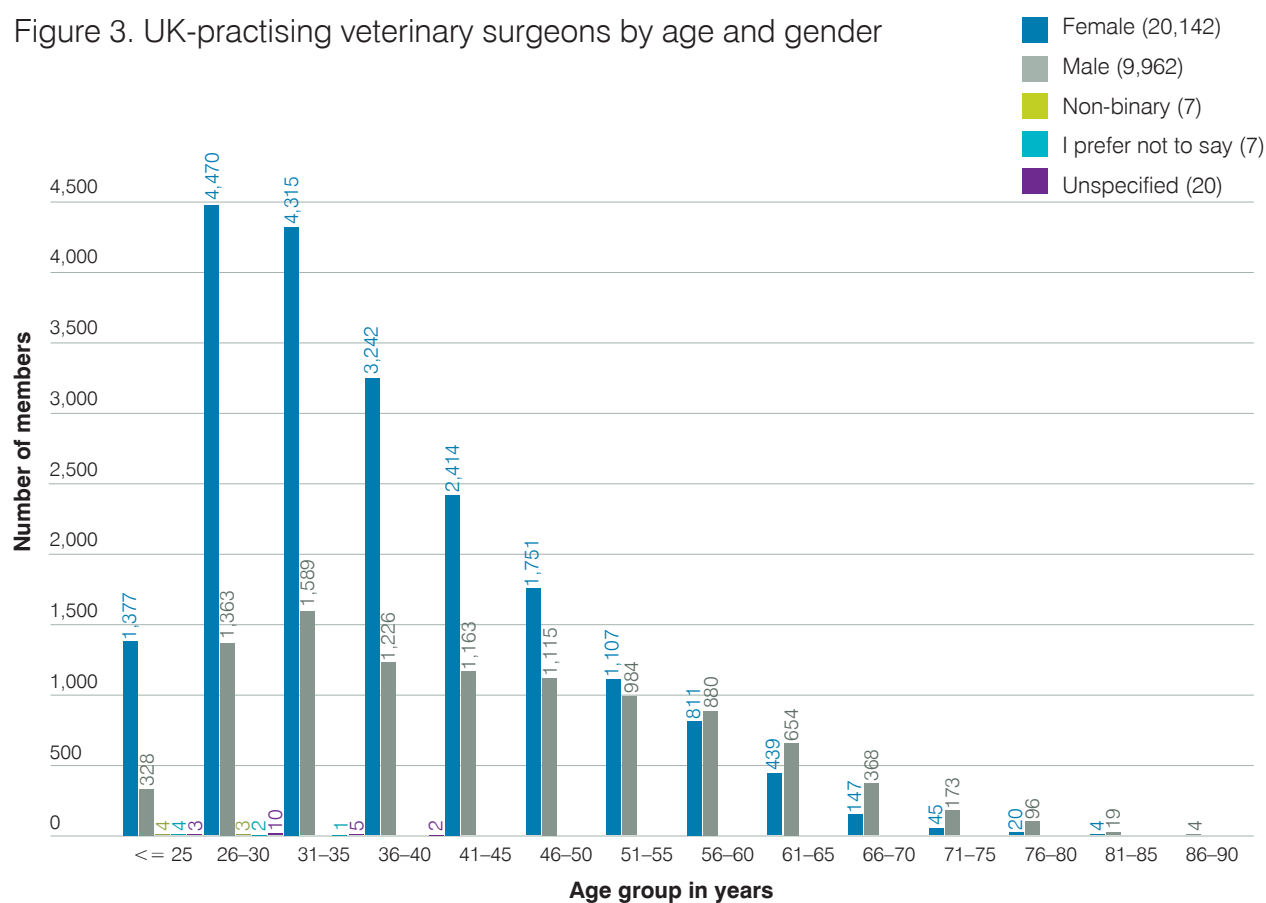


Figure 4. UK-practising members by stated ethnic group

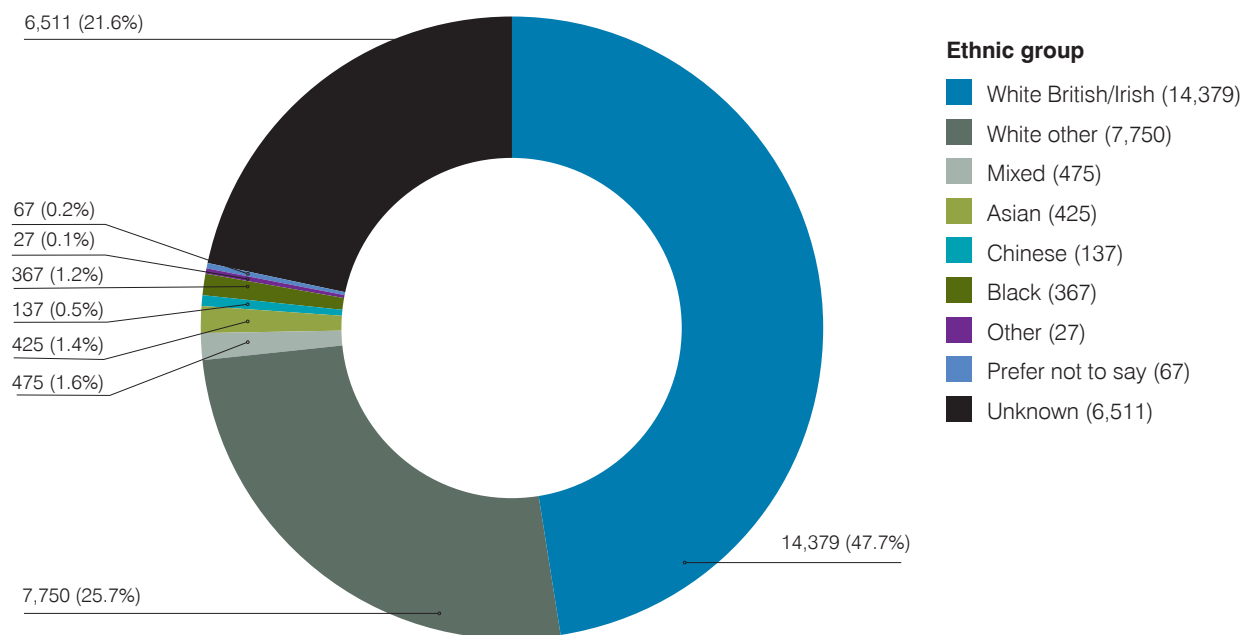


Figure 5. Registered veterinary nurses by age and gender

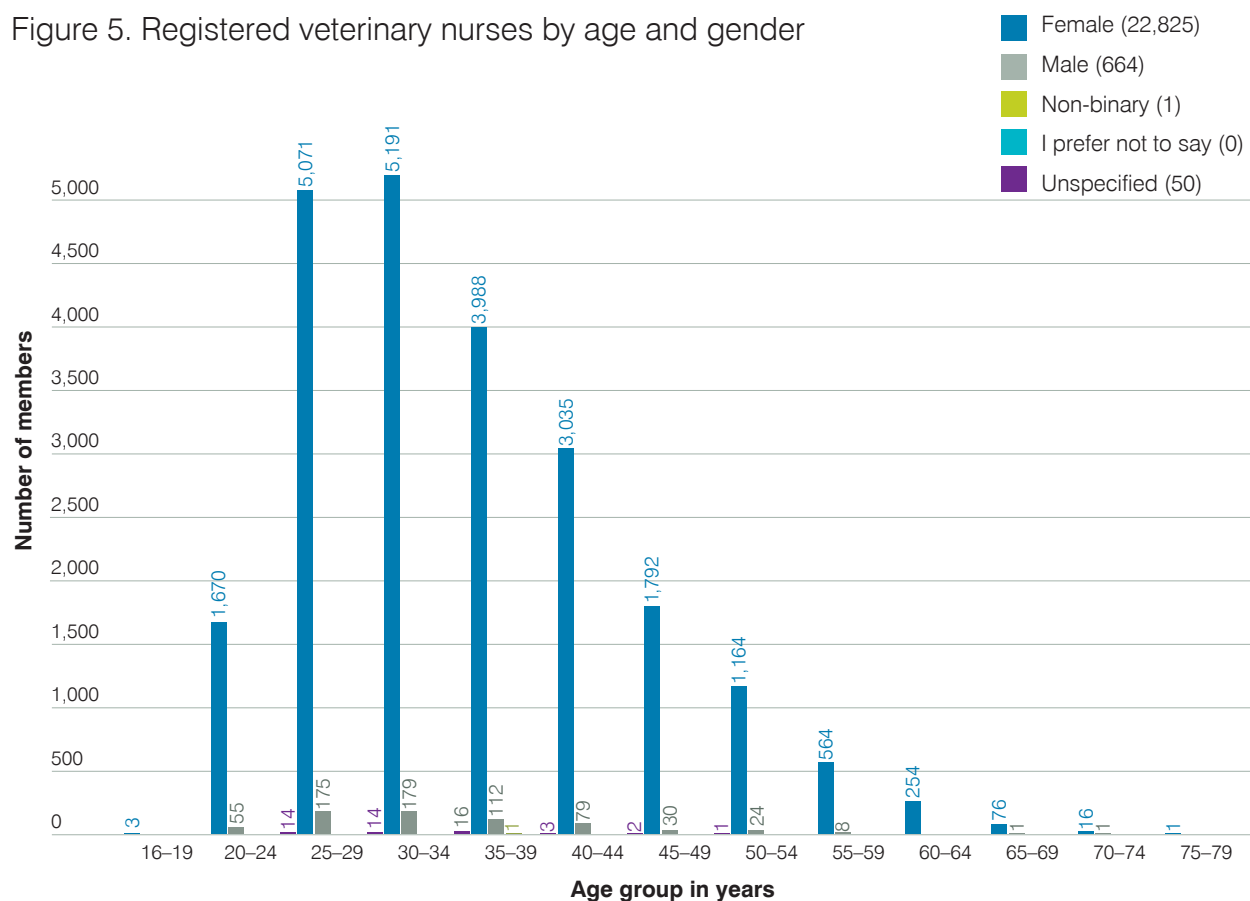


Figure 6. Registered veterinary nurses by stated ethnic group

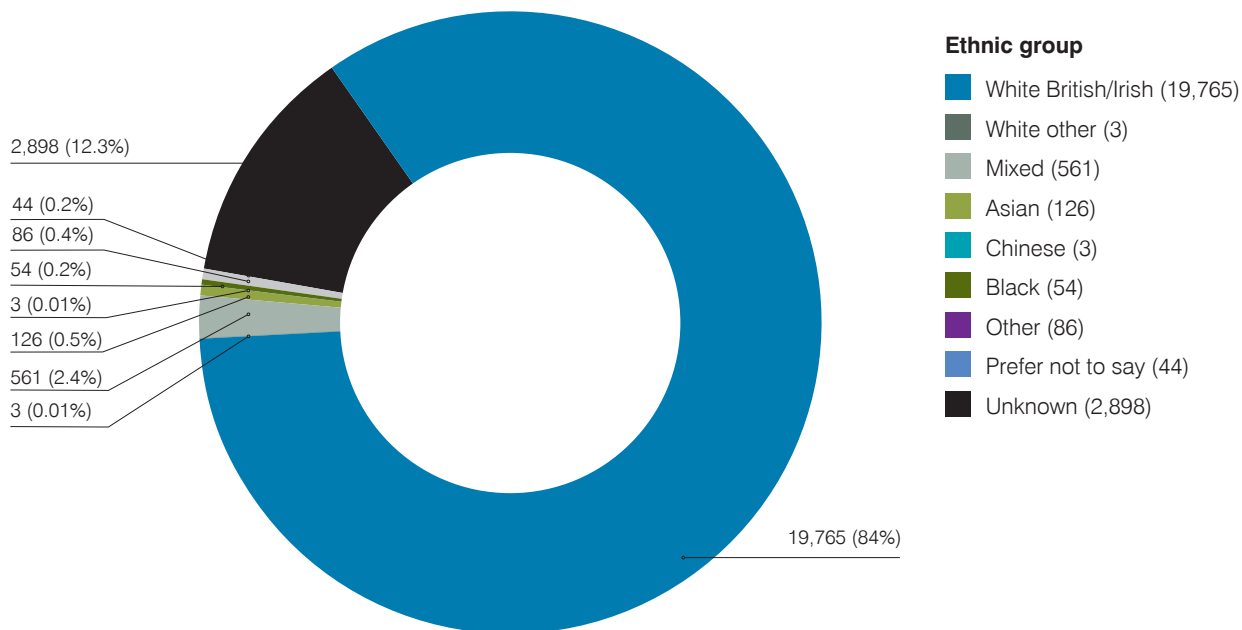
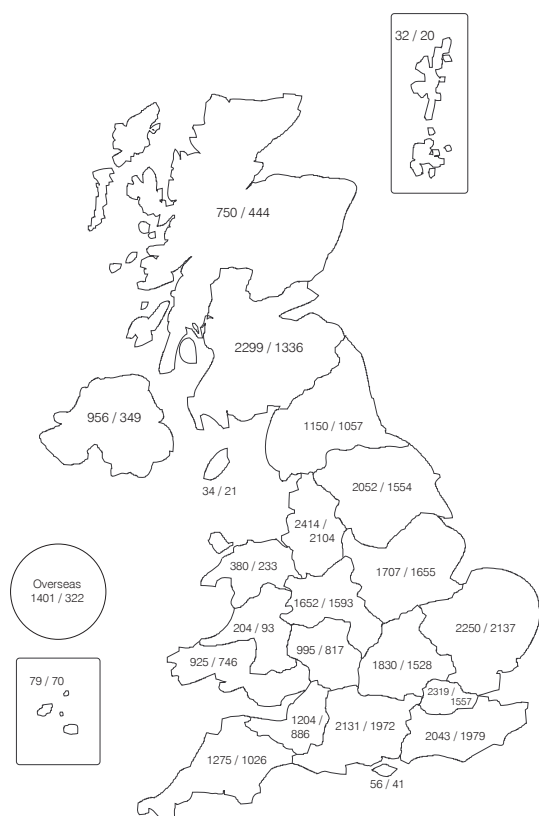
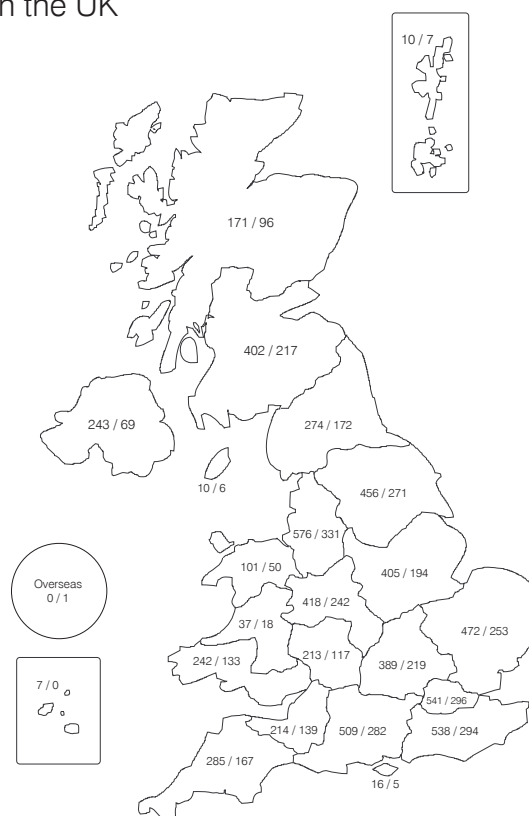


Figure 7. Numbers of practising veterinary surgeons/registered veterinary nurses in the UK



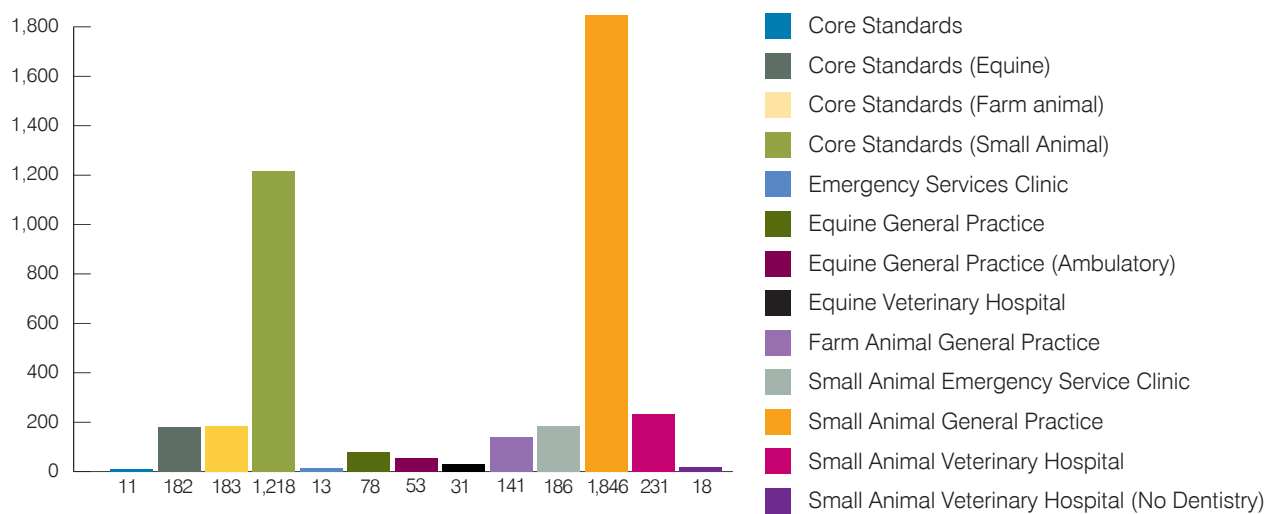
NB: Yorkshire 2,052/1,554 = 28,737 of the 30,138 UK-practising veterinary surgeons and 23,218 of the 23,540 registered veterinary nurses have UK addresses recorded as their registered address.

Figure 8. Numbers of RCVS-accredited practices in the Practices Standards Scheme/registered veterinary premises in the UK



NB: Yorkshire 456/271 = of the 456 registered veterinary premises in the region, 271 are under the ambit of the RCVS Practice Standards Scheme (PSS). Totals = 6,522/3,586. Veterinary practice premises in the Channel Islands are not required to be registered on the Register of Veterinary Practice Premises.

Figure 9. Breakdown of PSS veterinary premises by accreditation type



NB: includes 4,191 accreditation types awarded across 3,586 veterinary practice premises accredited by the RCVS Practice Standards Scheme. Some premises have multiple accreditation types. Note that accreditation levels are only held by accredited premises, and not candidate premises.

Table 2. Registration of veterinary surgeons and veterinary nurses

Numbers are as at 31 March for each year.

	2022	2023	2024
Veterinary surgeons			
Total on Register	35,848	37,001	37,801
New registrations ¹	1,483	1,915	2,113
Removals	1,267	1,085	1,564
Restorations	380	309	355
Veterinary nurses			
Total on Register	20,876	22,306	23,540
New registrations	1,913	1,790	1,653
Removals	618	653	726
Restorations	245	297	309

¹ New registrations can include individuals who have been removed and subsequently restored within the year period.

Table 3. Fees for veterinary surgeons and veterinary nurses

	01/04/23 (£)	01/04/24 (£)
Veterinary surgeons		
Registration fees		
Registration (between 1 April & 30 September)	379	402
Registration (between 1 October & 31 March)	189	200
New graduates	189	200
Temporary	379	402
Temporary restricted to 6 months or less	189	200
Annual retention fees		
UK-practising	379	402
Overseas practising	189	200
Non-practising	62	66
Non-practising (70+)	Free	Free
Supplementary Veterinary Register	Free	Free
Restoration fees		
Restoration fees following voluntary removal ¹	118	124
Restoration fees following non-payment removal ²	379	402
Veterinary nurses		
VN registration fee	150	150
VN annual retention fee	77	82
VN restoration fee ³	64	68

¹ Plus the proportion of the annual retention fee for the remaining year

² Plus full retention fee for membership category type at time of removal

³ Plus relevant annual retention fee, full fee in first 6 months half in second

Table 4. Number of new registrations 2018–2024 based on registrant's country of graduation / qualification recognition

Names entered on	2018/19	2019/20	2020/21	2021/22	2022/23	2023/24
Non EU/EEA						
Australia	112	95	26	23	66	101
Canada	7	6	3	4	7	8
Grenada	0	0	0	0	1	3
New Zealand	26	23	3	6	28	44
South Africa	28	58	54	52	47	45
United States of America	28	17	14	11	28	12
Hong Kong	0	0	0	0	0	9
Japan	0	0	0	0	0	1
EU/EEA/CH/EAEVE						
Austria	7	6	8	3	3	1
Belgium	42	33	19	14	15	15
Bulgaria	27	14	8	1	4	14
Croatia	18	12	12	3	12	9
Czech Republic	21	28	9	4	16	14
Denmark	2	10	6	5	3	4
Estonia	7	0	4	3	1	1
Finland	1	2	0	1	0	1
France	21	21	13	4	4	2
Germany	20	19	5	7	13	8
Greece	73	52	32	23	27	30
Hungary	63	39	38	31	27	64
Ireland	55	34	37	29	41	34
Italy	150	126	63	22	26	27
Latvia	4	3	3	0	0	0
Lithuania	13	12	3	4	16	1
The Netherlands	10	5	2	5	7	7
Norway	2	4	0	0	1	1
Poland	115	93	43	34	69	70
Portugal	126	76	55	30	43	48
Romania	209	121	75	25	48	54
Slovakia	33	42	32	16	20	28
Slovenia	1	8	0	2	3	2
Spain	292	227	203	46	95	99
Sweden	2	1	1	0	1	3
Switzerland [CH]	0	0	0	0	3	8
Turkey	0	0	0	13	85	166
RCVS Statutory Examination for membership	19	18	13	10	14	27
England	643	742	851	820	877	907
Scotland	241	245	226	229	264	245

Figure 10. Trends in registration of veterinary surgeons

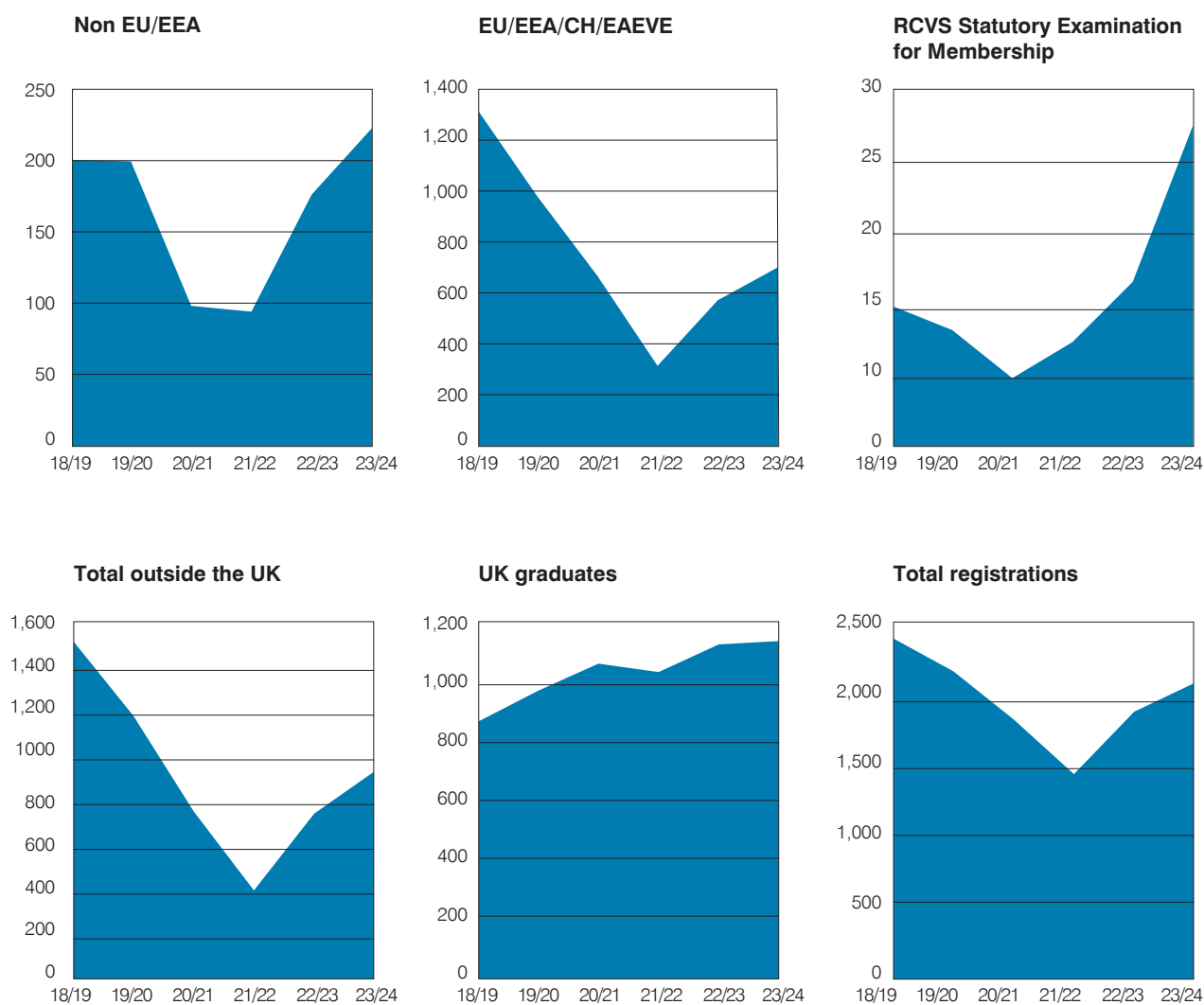


Table 5. Number of new nurse registrations 2019–2024 based on registrant's country of graduation / qualification recognition

Names entered on	2019/20	2020/21	2021/22	2022/23	2023/24
Non-EU/EEA					
Australia	14	3	6	15	14
Canada	2	1	1	1	3
New Zealand	5	1	1	6	8
South Africa	1	2	7	10	8
United States of America	3	1	3	9	4
Hong Kong	0	0	0	5	20
Zimbabwe	0	0	1	1	5
Sub-total (Non-EU/EEA)	29	8	19	47	62
EU/EEA					
Belgium	1	0	2	0	0
Croatia	0	1	0	0	0
Denmark	2	0	0	0	0
France	0	0	0	1	1
Germany	0	2	2	0	0
Italy	5	0	2	0	2
Lithuania	0	0	0	0	0
Netherlands	0	1	0	3	1
Poland	0	1	0	0	0
Portugal	14	2	5	2	3
Republic of Ireland	15	20	11	24	21
Slovenia	0	0	0	1	0
Spain	0	0	0	0	0
Sub-total (EU/EEA)	37	27	22	31	28
Total trained outside the UK	62	35	41	78	90
Total trained in the UK	1,581	1,202	1,872	1,712	1,563
Overall total	1,643	1,237	1,913	1,790	1,653

N.B The number of nurses from each country registered between 1st April 2020 and 31st March 2021 has been amended to correct inaccuracies in the data originally published. The total nurses trained outside the UK remains the same. There have been no changes made to 2021/22 data.

N.B The number of nurses from the Republic of Ireland registered between 1st April 2022 and 31st March 2023 has been updated from 37 to 24. The total trained outside of the UK within this period has been updated from 91 to 78 and the number trained in the UK has been updated from 1,699 to 1,712.

N.B The number of nurses from Italy registered between 1st April 2023 and 31st March 2024 has been updated from 0 to 2, the number registered from the Netherlands in the same period has been updated from 2 to 1 and the number registered from the Republic of Ireland has been updated from 27 to 21. The number trained outside of the UK has been updated from 96 to 60 to reflect these changes.

Figure 11. Trends in registration of veterinary nurses

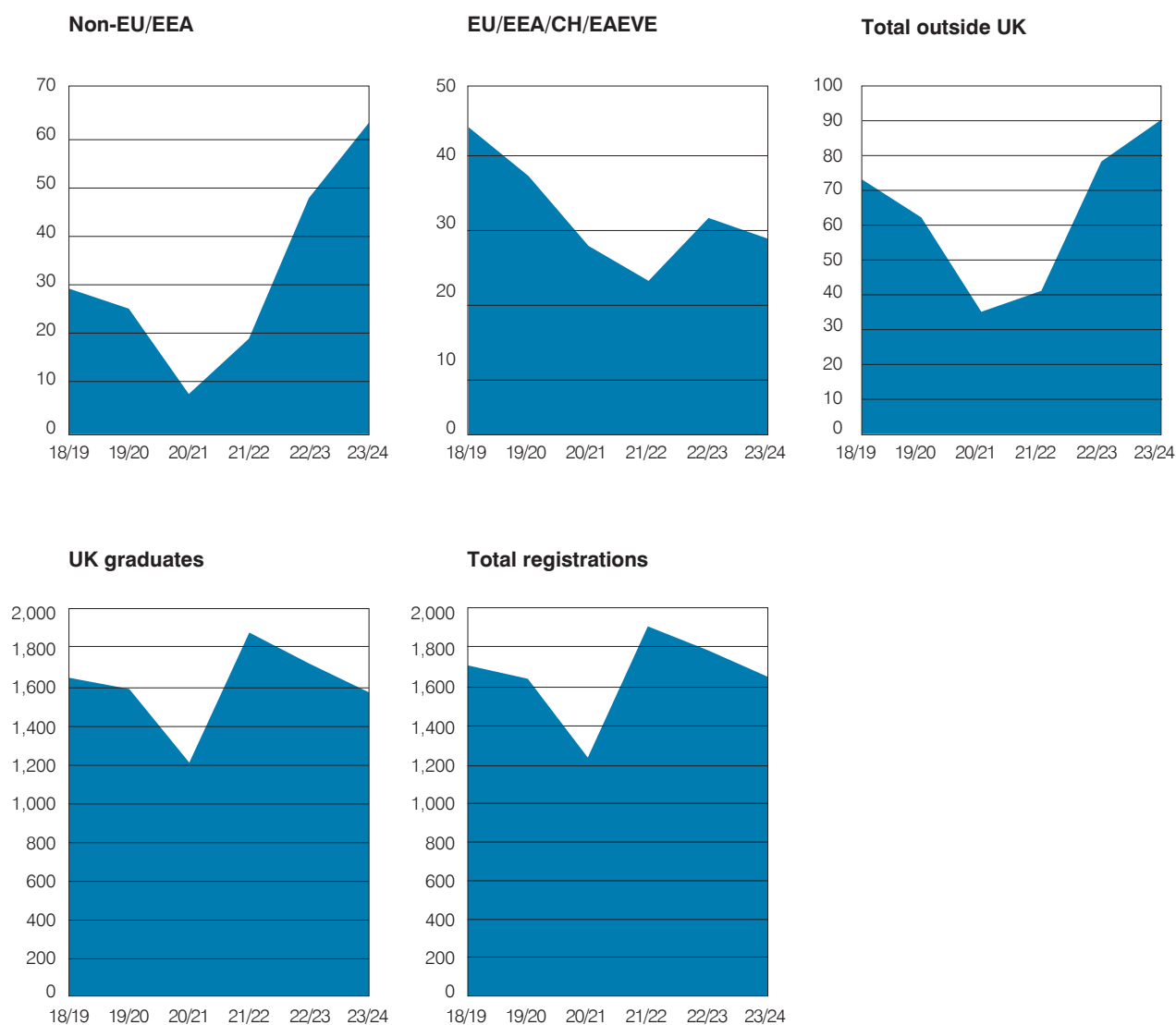


Table 6(a). Undergraduate student numbers 2023 to 2024 by origin

UK veterinary school students		Admissions to the first year of the veterinary course in 2023/24		Admissions to the second or later year of the veterinary course in 2023/4		Students admitted with a degree	
			Total		Total		Total
Bristol	UK	128	165	31	45	31	45
	EU	2		1		1	
	Overseas	35		13		13	
Cambridge	UK	68	74	0	0	8	9
	EU	4		0		1	
	Overseas	2		0		0	
Edinburgh	UK	83	136	7	66	5	58
	EU	8		0		0	
	Overseas	45		59		53	
Glasgow	UK	56	139	0	0	0	48
	EU	0		0		0	
	Overseas	83		0		48	
Liverpool	UK	186	198	0	0	10	10
	EU	7		0		0	
	Overseas	5		0		0	
London	UK	107	196	16	104	26	139
	EU	14		8		9	
	Overseas	75		80		104	
Nottingham	UK	287	289	0	0	23	24
	EU	0		0		0	
	Overseas	2		0		1	
Surrey	UK	158	187	0	0	18	18
	EU	21		0		N/A	
	Overseas	8		0		N/A	
TOTALS			1,384		215		351

N/A means not applicable – where there are less than 5 so exact numbers have not been recorded to protect student identity at discretion of the school, or the data was not collected.

Total numbers attending the veterinary degree course		Veterinary students taking an intercalated science course in 2023/24		Numbers of intercalated degree holders		Number of applications received for current academic year		Numbers of students obtaining a veterinary degree in 2023	
	Total		Total		Total		Total		Total
846	995	6	7	24	26	1,610	1,886	153	174
43		1		1		N/A		8	
106		0		1		276		13	
386	416	0	0	0	0	239	333	47	50
15		0		0		33		2	
15		0		0		61		1	
370	796	11	11	20	24	1,104	1,949	64	156
48		0		3		37		13	
378		0		1		808		79	
302	682	1	2	0	3	518	1,433	54	113
7		0		0		140		0	
373		1		3		775		59	
875	925	9	9	16	17	1,131	1,258	146	155
40		0		1		57		9	
10		0		0		70		0	
758	1,501	7	7	38	38	1,205	2,449	168	291
98		0		N/A		180		21	
645		N/A		N/A		1,064		102	
1,312	1,369	7	7	8	8	2,160	2,394	145	148
34		0		0		46		3	
23		0		0		188		0	
716	801	N/A	0	0	N/A	864	1,138	127	137
77		0		0		116		10	
8		0		0		158		N/A	
	7,485		43		116		12,840		1,224

Table 6(b). Undergraduate student numbers by gender

UK veterinary school students		Admissions to the first year of the veterinary course in 2023/24		Admissions to the second or later year of the veterinary course in 2023/4		Students admitted with a degree	
			Total		Total		Total
Bristol	Male	34	165	0	45	7	45
	Female	131		7		38	
	Non binary	0		0		0	
	Prefer not to say	0		0		0	
Cambridge	Male	12	68	0	0	0	9
	Female	56		0		9	
	Non binary	0		0		0	
	Prefer not to say	0		0		0	
Edinburgh	Male	17	136	2	66	6	60
	Female	119		9		52	
	Non binary	0		0		0	
	Prefer not to say	0		0		0	
Glasgow	Male	27	139	1	0	14	48
	Female	112		1		34	
	Non binary	N/A		N/A		N/A	
	Prefer not to say	0		0		0	
Liverpool	Male	34	198	3	0	3	10
	Female	164		6		7	
	Non binary	0		0		0	
	Prefer not to say	0		0		0	
London	Male	38	196	N/A	103	25	135
	Female	147		9		110	
	Non binary	0		0		0	
	Prefer not to say	11		N/A		N/A	
Nottingham	Male	47	289	4	0	2	24
	Female	248		5		22	
	Non binary	N/A		0		0	
	Prefer not to say	N/A		0		0	
Surrey	Male	23	187	0	0	5	21
	Female	164		0		16	
	Non binary	0		0		0	
	Prefer not to say	0		0		0	
TOTALS			1,384		214		352

N/A means not applicable – where there are less than 5 so exact numbers have not been recorded to protect student identity at discretion of the school, or the data was not collected.

Total numbers attending the veterinary degree course		Veterinary students taking an intercalated science course in 2023/24		Numbers of intercalated degree holders		Number of applications received for current academic year		Numbers of students obtaining a veterinary degree in 2023	
	Total		Total		Total		Total		Total
186	995	0	7	6	26	N/A	N/A	31	174
806		7		19		N/A		143	
0		0		1		N/A		0	
3		0		0		N/A		0	
68	385	0	0	0	0	65	333	9	50
317		0		0		268		40	
0		0		0		0		1	
0		0		0		0		0	
106	796	2	11	2	24	337	1,949	21	156
688		9		22		1,609		135	
1		0		0		0		0	
1		0		0		3		0	
131	682	1	2	1	3	224	1,413	17	113
550		1		2		1,184		96	
N/A		N/A		N/A		N/A		N/A	
1		0		0		5		0	
156	925	3	9	2	17	252	1,258	36	155
768		6		15		1,006		119	
1		0		0		0		0	
0		0		0		0		0	
267	1,495	N/A	9	7	43	432	2,449	45	288
1,194		9		36		2,010		243	
0		0		0		N/A		0	
34		N/A		N/A		7		N/A	
246	1,367	4	9	3	8	411	2,392	33	148
1121		5		5		1,981		115	
N/A		0		0		0		0	
N/A		0		0		N/A		0	
126	812	0	0	0	0	227	1,135	22	140
686		0		0		908		118	
0		0		0		0		0	
0		0		0		0		0	
	7,457		47		121		10,929		1,224

Table 7. Certificate in Advanced Veterinary Practice:
number of module components as at 31 March 2024

Module code	Module title	Components passed
A-FAVP.1	Foundations of Advanced Veterinary Practice	3,947
A-PKS.1	Professional Key Skills	666
B-CKS.0	Clinical Key Skills	685
B-EP.3	Equine Practice	1,086
B-GVM.5	Global Veterinary Medicine	4
B-LAS.4	Laboratory Animal Science	4
B-PAP.2	Production Animal Practice	329
B-SAP.1	Small Animal Practice	2,527
B-ZM.6	Zoological Medicine	108
C-AWSEL.1	AWSE&L – Introduction & Theory	8
C-AWSEL.2	AWSE&L – Applying the Theory	3
C-C.1	Management and Diseases of Beef Cattle	12
C-C.2	Dairy Nutrition and Production	10
C-C.3	Dairy Health and Fertility	12
C-C.4	Bovine Nutrition, Husbandry and Lactogenesis	140
C-C.5	Bovine Reproduction	161
C-C.6	Bovine Mastitis and Lameness	153
C-C.7	Youngstock Rearing and Infectious Diseases	155
C-CAM.3	Clinical Camelid Practice B	10
C-E.1	Equine Gastrointestinal Disease & Intensive Care	356
C-E.10	Stallion Reproduction & Breeding Management	98
C-E.11	Equine – Foal, Yearling, Study, Herd Health	171
C-E.12	Equine Dentistry – Equine Dental Anatomy and Physiology	107
C-E.13	Equine Dentistry – Equine Dental Care, Diagnosis & Treatment	117
C-E.14	Equine Dentistry – Equine Dental Surgery	102
C-E.15	Basic Equine Practice Part 1	117
C-E.16	Basic Equine Practice Part 2	121
C-E.17	Basic Equine Practice Part 3	135
C-E.2	Equine Cardiovascular & Respiratory Diseases	302
C-E.3	Equine General Medicine	340
C-E.4	Equine Neuromuscular, Behaviour & Special Senses	161
C-E.5	Basic Equine Surgery	213
C-E.6	Lameness (A)	294
C-E.7	Lameness (B)	255
C-E.9	Mare Reproduction & Breeding Management	148
C-EBVM.1	Evidence Based Veterinary Medicine	108
C-ECC.1	Critical Care	31
C-ECC.2	Emergency Care A	287
C-ECC.3	Emergency Care B	280
C-LAS.1	Laboratory Animals – Anaesthesia & Analgesia	2
C-LAS.2	Animal Models, Human Endpoints & Study Design	2
C-LAS.3	Laboratory Animals – Genetically Modified Animals	1
C-LAS.4	Diseases of Laboratory Animals	3
C-POU.1	Hatchery Practices and Breeder/Layer Poultry Health, Welfare	1
C-POU.1	Poultry Husbandry & Management	6
C-POU.2	Meat Poultry Health, Welfare and Production	5
C-POU.2	Poultry Disease Diagnosis, Prevention & Treatment	2
C-POU.3	Gamebirds and Backyard Poultry Health, Welfare and Production	5
C-POU.3	Poultry – Legislation & Industry	2
C-S.1	Sheep – Diseases of Adult Sheep	74
C-S.2	Sheep Reproduction, Pregnancy & Parturition	68
C-S.3	Sheep – Diseases of Lambs & Parasitic Diseases	64
C-SACP.2	Small Animal Clinical Practice – Core Surgery	26
C-SACP.3	Small Animal Clinical Practice – ECC	23
C-SACP.4	Small Animal Clinical Practice – Dermatology	12
C-SACP.1	Small Animal Clinical Practice – Core Medicine	31

Module code	Module title	Components passed
C-SAM.1	Canine – Cardiovascular Disorders	5
C-SAM.10	Small Animal Medicine C – Mixed	632
C-SAM.2	Canine – Gastrointestinal Disorders	5
C-SAM.3	Canine – Endocrine and Metabolic Disorders	4
C-SAM.4	Feline – Cardiovascular Disorders	118
C-SAM.5	Feline – Gastrointestinal Disorders	104
C-SAM.6	Feline – Endocrine and Metabolic Disorders	79
C-SAM.7	Small Animal Neurology	3
C-SAM.8	Small Animal Medicine A Mixed	747
C-SAM.9	Small Animal Medicine B Mixed	696
C-SAS.1	Small Animal Surgery	549
C-SAS.2	Small Animal Soft Tissue Surgery (A)	256
C-SAS.3	Small Animal Soft Tissue Surgery (B)	316
C-SAS.6	Small Animal Orthopaedic Surgery (A)	205
C-SAS.7	Small Animal Orthopaedic Surgery (B)	230
C-VA.1	Small Animal Anaesthesia & Analgesia	198
C-VA.2	Equine Anaesthesia & Analgesia	89
C-VA.3	Veterinary Anaesthesia Critical Care Analgesia	337
C-VBM.1	Veterinary Business Management; Marketing	111
C-VBM.2	Veterinary Business Management; Financial Accounting	97
C-VBM.3	Veterinary Business Management; Human Resources	113
C-VBM.4	Veterinary Business Management; Business Strategy	123
C-VC.1	Cardiovascular Anatomy, Physiology & Pathology	189
C-VC.2	Cardiovascular Diagnostics	145
C-VC.3	Cardiovascular Therapeutics	129
C-VCG.1	Clinical Governance in Veterinary Practice	3
C-VCM.1	Principles of Coaching & Mentoring Development in Vet Practice	1
C-VCR.1	Veterinary Clinical Research	2
C-VD.1	Veterinary Dermatology – Core Material	199
C-VD.2	Veterinary Dermatology – Small Animal (A)	148
C-VD.3	Veterinary Dermatology – Small Animal (B)	137
C-VD.4	Veterinary Dermatology – Equine	61
C-VDI.1	Diagnostic Imaging in Practice	226
C-VDI.2	Diagnostic Imaging – Small Animal Orthopaedics	130
C-VDI.3	Diagnostic Imaging – Small Animal Soft Tissue	178
C-VDI.4	Diagnostic Imaging – Large Animal (A)	194
C-VDI.5	Diagnostic Imaging – Large Animal (B)	74
C-VEPI.1	Veterinary Epidemiology: Methods in Surveillance and Field I	1
C-VEPI.3	Veterinary Epidemiology: Quant – Methods	2
C-VGP.1	Veterinary General Practice – Clinical Audit	45
C-VGP.2	Veterinary General Practice – Consultation skills	17
C-VGP.3	VGP – Professional Responsibility & Practice	12
C-VML.1	Veterinary Management and Leadership	48
C-VP.1	Basic Tissue Pathology, Necropsy & Biopsy	4
C-VP.2	Clinical Pathology – Laboratory Diagnostics	17
C-VPH.1	Animal Welfare in the Food Chain	3
C-VPH.2	Hygienic Production of Food	2
C-VPH.3	Zoonoses And Infectious Diseases	4
C-VWT.1	Veterinary Workplace Teaching	4
C-ZM.1	Zoological Medicine – Wildlife	36
C-ZM.2	Zoological Medicine – Zoo Animals	32
C-ZM.3	Zoological Medicine – Small Pet Mammals	74
C-ZM.4	Zoological Medicine – Exotic Avian Species	71
C-ZM.5	Zoological Medicine – Reptiles	80
Total		21,375

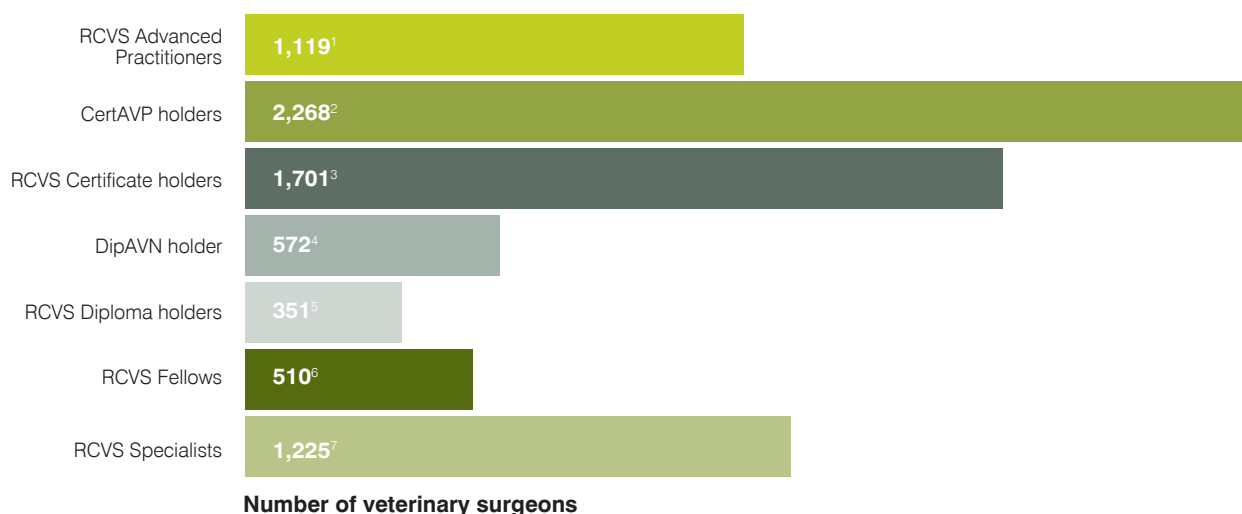
Table 8. Number of Certificates in Advanced Veterinary Practice awarded as at 31 March 2024

Certificate subject	Designation	Total number of certificates awarded since inception of the modular certificate scheme
Certificate in Advanced Veterinary Practice	CertAVP	1,208
Certificate in Advanced Veterinary Practice (Animal Welfare Science, Ethics and Law)	CertAVP(AWSEL)	2
Certificate in Advanced Veterinary Practice (Camelid Practice)	CertAVP(Cattle)	7
Certificate in Advanced Veterinary Practice (Cattle)	CertAVP(CP)	54
Certificate in Advanced Veterinary Practice (Emergency and Critical Care)	CertAVP(ECC)	83
Certificate in Advanced Veterinary Practice (Equine Dentistry)	CertAVP(ED)	50
Certificate in Advanced Veterinary Practice (Equine Lameness, Diagnosis and Therapeutics)	CertAVP(EL)	25
Certificate in Advanced Veterinary Practice (Equine Medicine)	CertAVP(EM)	127
Certificate in Advanced Veterinary Practice (Equine Practice)	CertAVP(EP)	55
Certificate in Advanced Veterinary Practice (Equine Soft Tissue Surgery)	CertAVP(ESTS)	27
Certificate in Advanced Veterinary Practice (Equine Stud Medicine)	CertAVP(ESM)	45
Certificate in Advanced Veterinary Practice (Equine Surgery - Orthopaedics)	CertAVP(ESO)	65
Certificate in Advanced Veterinary Practice (Equine Surgery - Soft Tissue)	CertAVP(ESST)	27
Certificate in Advanced Veterinary Practice (General Small Animal Surgery)	CertAVP(GSAS)	150
Certificate in Advanced Veterinary Practice (Sheep)	CertAVP(Sheep)	16
Certificate in Advanced Veterinary Practice (Small Animal Medicine - Feline)	CertAVP(SAM)	14
Certificate in Advanced Veterinary Practice (Small Animal Medicine)	CertAVP(SAM)	180
Certificate in Advanced Veterinary Practice (Small Animal Practice)	CertAVP(SAP)	3
Certificate in Advanced Veterinary Practice (Veterinary Anaesthesia)	CertAVP(VA)	18
Certificate in Advanced Veterinary Practice (Veterinary Cardiology)	CertAVP(VC)	61
Certificate in Advanced Veterinary Practice (Veterinary Dermatology)	CertAVP(VD)	42
Certificate in Advanced Veterinary Practice (Veterinary Diagnostic Imaging)	CertAVP(VDI)	48
Certificate in Advanced Veterinary Practice (Veterinary General Practice)	CertAVP(VetGP)	13
Certificate in Advanced Veterinary Practice (Zoological Medicine)	CertAVP(ZM)	56
Total		2,376

Table 9. New Fellows welcomed to the Fellowship in 2024, with breakdown by pathway

Fellowship by Meritorious Contributions to Clinical Practice
Dr Katherine Allen BVSc CertEM(IntMed) PhD DipACVSMR FRCVS
Dr Emily Barker BVSc BSc PhD DipECVIM-CA PgCert FRCVS
Dr Pawel Beczkowski PhD DipECVIM-CA DAiCVIM FRCVS
Dr Francesco Cian FRCPATH DipECVCP FRCVS
Dr Eugenio Cillan Garcia MSc DipECVS FHEA FRCVS
Miss Ana Guiomar Pereira Goncalves DipECVN FRCVS
Prof Melanie Hezzell MA VetMB CertVDI CertVC PhD DipACVIM FHEA FRCVS
Miss Rosanne Jepson BVSc DipECVIM-CA FRCVS
Dr Sarah Mason BVSc BSc PhD CertAVP(SAM) DipECVIM-CA FHEA DipECVIM-CA FRCVS
Dr Lee Meakin MA VetMB MRes PhD DipECVS FRCVS
Dr Katharine Nelson BA VetMB MSc PgC(SAS) FRCVS
Miss Gemma Pearson BVMS CertAVP(EM) MScR CCAB PhD FRCVS
Dr Matteo Rossanese CertAVP MScVPS DipECVS FRCVS
Mr Richard Saunders BVSc BSc CertZooMed DZooMed(Mammalian) FRCVS
Dr Ami Sawran BVSc PhD CertAVP(CP) PGCertVPS FRCVS
Dr Vanessa Schmidt BVSc CertVD DipECVD PhD FHEA FRCVS
Dr Mark Stidworthy BA VetMB FRCPATH PhD FRCVS
Dr Anna Tauro DipECVN FRCVS
Dr Sarah Taylor BVM&S MSc DipECVS PhD CertES(Orth) DipECVSMR FRCVS
Dr Ane Uriarte Altuna DipECVN FRCVS
Mr Paul Wood BVetMed MSc FHEA PGCert Vet Ed PGDipVetEd FRCVS
Fellowship by Meritorious Contributions to Knowledge
Dr James Swann VetMB MVetMed DipACVIM DipECVIM-CA DPhil FRCVS
Dr Johann Coetzee BVSc CertCHP PhD DipECAWBM(AWSEL) FRCVS
Fellowship by Meritorious Contributions to the Profession
Dr Nicola Martin BVSc FRCVS
Dr David Martin BVSc FRCVS
Dr Steven McCulloch BVSc PhD FRCVS
Mr Robert Pascoe BVSc DipAVDC FRCVS
Dr Justine Shotton BVSc MSc FRCVS
Dr Trevor Whitbread BVSc BSc DipECVP FRCVS
Dr Martin Whiting BVetMed BSc MA DipECAWBM(AWSEL) PhD PGCert Vet Ed FHEA FRSB FRCVS
Dr Caroline Argo BVSc BSc PhD DipECAR FRCVS
Dr Lisa Boden BVSc DipECVPH BA PhD FRCVS

Figure 12. Current holders of RCVS postgraduate statuses, qualifications and awards



Advanced Practitioner	The total number of designations held is 1167 as as some people hold multiple designations.
Certificate (AVP) holder	The total number held by those on the Register of Veterinary Surgeons is 2,359. Since this is active member-only it does not include non-members.
Certificate holder	The total number of certificates held is 1844 as some people hold more than one certificate.
DipAVN holder	The total number is 584, as some people hold more than one diploma.
Diploma holder	The total number of diplomas held is larger (369), as some people hold more than one.
Fellow	Total number of Fellows (of which 35 are honorary and 313 pay a fee to maintain their status)
Specialist	N/A

Table 10. Number of Diplomas in Advanced Veterinary Nursing (DipAVN) and Certificates in Advanced Veterinary Nursing (CertAVN) awarded

	2016	2017	2018	2019	2020	2021	2022	2023	2024
DipAVN(Small Animal)	35	34	33	29	49	19	19	1	0
DipAVN(Equine)	2	1	1	1	0	1	0	0	0
CertAVN	0	0	0	0	0	21	62	79	42

In 2015 and 2016, the Diplomas were awarded during the year under review, although published in April.

The DipAVN has now been replaced by the CertAVN.

The first Certificate in Advanced Veterinary Nursing was awarded in 2021.

The number of CertAVNs for 2022 has been updated from 58 to 62.

Table 11. Number of veterinary nursing training practices, awarding organisations and higher education institutions

	01/01/2019	01/01/2020	01/01/2021	01/01/2022	01/01/2023	01/01/2024
Training practices	2,777	2,856	2,891	2,935	3,038	3,169
Awarding organisations	3	3	3	3	4	3
Higher education institutions	20	21	22	22	21	21

Table 12 RCVS CPD requirements for veterinary surgeons (calendar year 2024)

Reflected hours	Count	%
0	3,179	12.33%
0.25 – 5.75	405	1.57%
6 – 14.75	524	2.03%
15 – 25.75	571	2.21%
26 – 34.75	568	2.20%
35+	20,542	79.65%
Total	25,789	100%

Veterinary surgeons must record 35 hours of CPD per calendar year using 1CPD and reflect on that learning.

These yearly targets cannot be rolled over and apply to everyone on the RCVS practising register (unless they have an approved CPD pause).

The data presented here show reflected CPD hours for those vet surgeons who were in the UK practising category on the register for the full calendar year.

It excludes anyone with an approved CPD pause, and anyone who was enrolled in the Veterinary Graduate Development Programme, Vet GDP, for any part of that year.

On 1 January 2025 there were 31,224 UK practising veterinary surgeons on the register.

Table 13 RCVS CPD requirements for veterinary nurses (calendar year 2024)

Reflected hours	Count	%
0	1,756	7.86%
0.25 – 5.75	640	2.86%
6 – 14.75	1220	5.46%
15+	18,733	83.82%
Total	22,349	100%

Veterinary nurses must record 15 hours of CPD per calendar year using 1CPD and reflect on that learning.

These yearly targets cannot be rolled over and apply to everyone on the RCVS practising register (unless they have an approved CPD pause).

The data presented here show reflected CPD hours for those vet nurses who were on the register for the full calendar year.

It excludes anyone with an approved CPD pause.

On 1 January 2025 there were 24,952 registered veterinary nurses.

Table 14 Number and category of concerns registered and written requests for advice received (for both veterinary surgeons and registered veterinary nurses)

Category	Concerns	Advice
Referrals and second opinions	0	8
Veterinary care	508	138
24-hour emergency first aid and pain relief	14	154
Veterinary medicines	13	536
Communication between professional colleagues	7	13
Equine pre-purchase examinations	5	5
Euthanasia of animals	4	212
Euthanasia of animals – 'Tuk's law'	6	0
Practice information, fees & animal insurance	3	141
Fair Trading requirements	1	10
Communication and consent	6	25
Use and re-use of samples, images, post mortems and disposal	2	10
Clinical and client records	14	60
Client confidentiality	3	36
Health	6	6
Performance	3	0
Veterinary teams and leaders	0	14
Delegation to veterinary nurses	2	162
Treatment of animals by unqualified persons	0	182
Certification	7	39
Giving evidence for court	3	6
Advertising, endorsement, and publicity	0	345
Named veterinary surgeons	0	1
Miscellaneous procedures	10	11
Social media and online networking forums	12	5
Microchips and animals without microchips	0	40
CPD compliance	2	0
Registration investigation	0	0
Restoration	0	0
Appeal against DC decision / sanction	0	0
Convictions	15	3
Covid-19	0	0
Data protection	0	2
Raising concerns about a colleague	1	7
Riding establishments	0	32
Working hours	0	3
Recognised veterinary practice	0	21
Clinical governance	0	0
In-person follow up care	0	9
Application of factors without a physical examination	0	39
Prescribing controlled drugs/antimicrobials without a physical examination	0	421
Other query relating to 'under care'	0	88
The role of the RVN	0	4
Mutual clients	0	8
Private prosecution	1	0
Other	0	353
Total	648	3,149

Figure 13 Number of concerns raised about veterinary surgeons and veterinary nurses
1 April 2023 to 31 Mar 2024

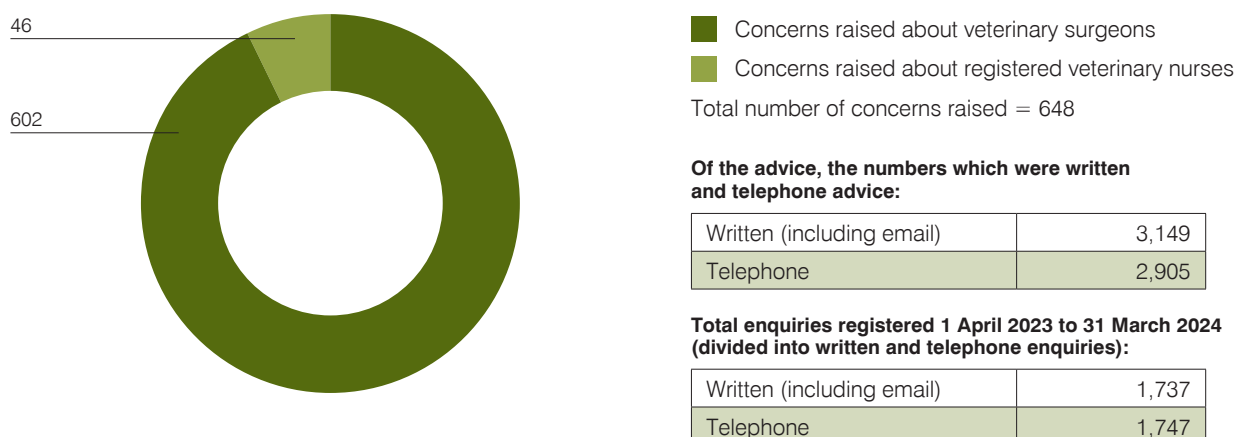


Table 15 Number and type of case examinations and investigations by the Preliminary Investigation Committee (PIC) / Registered Veterinary Nurses Preliminary Investigation Committee (RVN PIC)

	2020/21	2021/22	2022/23	2023/24
Announced visits to veterinary practices and those raising concerns (No of interviews)	2 (2)	4 (5)	2(1)	2 (2)
Unannounced visits to veterinary practices (No of interviews)	2 (1)	2 (0)	6(6)	4 (4)
Health Protocol visits (No of interviews)	0	0	0	0
Performance Protocol visits (No of interviews)	0	0	0	0
Review visits (No of interviews)	0	0	0	0
Referral to external solicitors (No of formal witness statements taken)	25 (124)	24 (91)	28 (251)	25 (112)
Registration investigations (No of interviews)	0	0	0	0
Veterinary Surgeons Act 1966 – liaising with other agencies	6	5	4	5

NB – Generally, it is the PIC and RVN PIC that refers concerns raised to external solicitors.

Table 16 Summary of Disciplinary Committee (DC) hearings 1 April 2023 to 31 March 2024

Scheduled dates	Number of respondents	Days listed	Days sat	Complaint concerning	Outcome	Cost (£) ¹
Veterinary surgeons						
24/04/23 – 28/04/23 (Five-day hearing)	1	5	5	Conviction for theft and fraud.	Misconduct found – removed from the Register.	£56,989
19/06/23 – 23/06/23 (Five-day hearing).	1	7	5	Allegations relating to attending work whilst under the influence of alcohol and failing to respond adequately to reasonable requests from the RCVS regarding concerns raised about the Respondent's conduct and/or health.	Misconduct found – reprimand and warning.	£76,989
29/06/23 – 30/06/23 (Two-day hearing).	1	2	2	Application to be restored to the Register.	Application refused.	£13,536
03/07/23 – 12/07/23 (Eight-day hearing).	1	10	8	Allegations relating to the failure to carry out any adequate examinations and vaccinations on a dog and cat. Allegations that the Respondent made entries into the clinical records indicating that the animals had been examined and/or vaccinated when he had not done so and that his conduct was dishonest; and/or misleading.	Misconduct found – suspended from the Register for a period of six months.	£131,682
20/07/23 (one-day hearing).	1	1	1	Application to be restored to the Register.	Application refused.	£11,208
18/09/23 – 21/09/23 (Four-day hearing).	1	6	4	Allegations of dishonestly obtaining a prescription-only medication in the knowledge that it was for a human, and not veterinary use.	Misconduct found – removed from the Register.	£77,467
27/09/23 – 28/09/23 (Two-day hearing).	1	2	2	Application to be restored to the Register.	Application for restoration granted.	£22,251
09/10/23 – 20/10/23 (Nine-day hearing) (non-sitting on Thursday 12 October).	1	9	9	Allegations relating to repeated lapses in clinical judgement in relation to the treatment of a dog.	Misconduct found – reprimand.	£122,465

Table 16 Summary of Disciplinary Committee (DC) hearings 1 April 2023 to 31 March 2024 (continued)

Scheduled dates	Number of respondents	Days listed	Days sat	Complaint concerning	Outcome	Cost (£) ¹
Veterinary surgeons						
30/11/23 – 08/12/23 (Seven-day hearing).	1	9	7	Allegations of dishonestly certifying veterinary certification in relation to the official avian influenza surveillance visits undertaken by the Respondent.	Misconduct found – reprimand and warning.	£126,527
18/12/23 – 21/12/23 (Four-day hearing).	1	5	4	Allegations relating to dishonestly signing a declaration on a horse passport application.	Misconduct found – removed from the Register.	£100,901
12/02/24 – 14/02/24 (Three-day hearing).	1	6	3	Allegations that the Respondent used unnecessary force on a dog and/or failed to handle her with sufficient care.	Misconduct found – reprimand.	£67,707
12/03/24 – 13/03/24 (Two-day hearing).	1	2	2	Conviction for possessing indecent images of children and images of extreme animal abuse.	Misconduct found – removed from the Register.	£22,484
Registered veterinary nurses						
31/07/23 – 03/08/23 (Four-day hearing).	1	7	4	Allegations relating to the supply of controlled drugs to a friend.	Misconduct found – suspended from the Register for a period of three months.	£45,934
06/11/23 – 07/11/23 (Two-day hearing).	1	5	2	Allegations relating to removing body parts from deceased stray cats and taking them home, for reasons other than legitimate veterinary purposes.	Misconduct found – reprimand.	£24,299
19/02/24 – 26/02/24 (Five-day hearing). (non-sitting on Wednesday 21 February).	1	5	5	Allegations that the Respondent dishonestly removed medication from where they were employed in that they did not act in accordance with instructions from a veterinary surgeon or a valid prescription and failed to record the amount of the drug taken from the practice.	Case dismissed.	£97,513
18/03/24 – 19/03/24 (Two-day hearing).	1	3	2	Allegations that the Respondent falsely stated or implied that they were a veterinary surgeon and made offensive and discriminatory remarks on the social media platform X (then known as Twitter).	Misconduct found – removed from the Register.	£30,922
26/03/24 – 27/03/24 (Two-day hearing).	1	2	2	Conviction for being in charge of dog dangerously out of control causing injury resulting in death.	No finding of unfitness to practise.	£22,102

¹ The cost of the case to the RCVS includes all external legal costs from receipt of the concern onwards, and the cost of the Preliminary Investigation and Disciplinary Committee, but excludes RCVS staff costs. Costs have not been incurred exclusively in the year under review and may have been incurred in previous years.

Table 17. VN Council membership and attendance 1 April 2023 – 31 March 2024

	VN Council	VN Education Committee
Elected members		
Jessica Beckett RVN	3/4	
Susan Howarth RVN	4/4	6/6
Donna Lewis RVN	2/4	
Matthew Rendle RVN	3/4	
Claire Roberts RVN	1/1	
Holly Witchell RVN	4/4	
Holly Witchell RVN	2/3	
Appointed veterinary nurse members		
Belinda Andrews-Jones RVN	3/4	
Katherine Kissick RVN	3/4	
Appointed veterinary surgeon members		
Susan Paterson FRCVS	0/1	
Katherine Richards MRCVS	1/1	
Appointed lay members		
Alison Carr	3/4	
Dominic Dyer	1/1	
Sarah Fox	0/1	3/6
Stephanie Richardson	4/4	

Table 18. Number of permanent RCVS and RCVS Knowledge staff

	31/3/23	31/3/24
Permanent RCVS staff	144	151
Permanent RCVS Knowledge staff	18	20

Table 19. Practice Standards Scheme assessors as at 31 March 2024

Sophie Aylett	Anne Lawson
Elizabeth Barker	Robert Lehner
Richard Byrne	Hannah Lockie
Charmaine Clarke	Avice O'Connor
Jennifer Critchley	Terence Oomerjee
David Donovan	Renay Rickard
Alice Duvernois	Emma Robinson
Susan Edwards	Rudo Ruvangu
Victoria Fyfe	Sally Stockton
Lindsay Hawkins	Bridget Taylor
Victoria James	Samantha Thompson
David Kazemi	Charles Thursby-Pelham

Table 20. Council and committee membership and attendance 1 April 2023 to 31 March 2024

	Cncl	APC	ARC	EC	FRC	PIC/DC LC	RC	Stndrds	Total
Number of meetings in above period	5	4	5	4	4	4	3	5	29
Elected members									
Dr L H Allum MRCVS	4/5	3/3						5/5	12/13
Miss L S Belton MRCVS	5/5	1/1			2/3	2/4	2/2	5/5	17/20
Dr A L Calow MRCVS	5/5			3/4			3/3		11/12
Dr D S Chambers MRCVS	5/5						1/3	4/5	10/13
Dr N T Connell FRCVS	1/1	2/2		1/1	1/1	1/1	1/1		7/7
Mrs O D R Cook MRCVS	5/5					2/4		5/5	12/14
Dr M A Donald MRCVS	5/5	3/3					3/3	4/4	15/15
Mrs J M Dyer MRCVS	1/1	1/1							2/2
Dr M M S Gardiner MRCVS	5/5	4/4	5/5		3/3	3/3	2/2	1/1	23/23
Mr T M Hutchinson MRCVS	3/4			2/3	2/3				7/10
Professor S A May FRCVS	5/5				3/4				8/9
Dr A J McLeish MRCVS	4/4							4/4	8/8
Dr S Paterson FRCVS	5/5	4/4			2/4		3/3	4/4	18/20
Dr K A Richards MRCVS	5/5	3/4		4/4	4/4	4/4	1/1		21/22
Mr W A S Wilkinson MRCVS	5/5		2/3			1/1		3/5	11/14
Dr C Tufnell FRCVS		2/3							2/3
Appointed Members (Vet Schools/Vet Schools Council)¹									
Professor M D Jones MRCVS (HK)	4/4	3/4		2/3			2/2		11/13
Professor T D H Parkin FRCVS (B)	5/5			3/4					8/9
Professor C J Proudman FRCVS (S)	1/1			1/1			0/1		2/3
Professor J L N Wood FRCVS (C)	4/5								4/5
Professor S Rhind MRCVS (E)				2/4					2/4
Professor S Reid FRCVS (Ln)				4/4					4/4

Key

Cncl – RCVS Council

APC – Advancement of the Professions Committee

ARC – Audit and Risk Committee

EC – Education Committee

FRC – Finance and Resources Committee

PIC/DC LC – PIC/DC Liaison Committee

RC – Registration Committee

Stndrds – Standards Committee

Universities:**B = Bristol****C = Cambridge****E = Edinburgh****G = Glasgow****Lv = Liverpool****Ln = London****N = Nottingham****S = Surrey**

Table 20. RCVS Council and committee membership and attendance 1 April 2023 to 31 March 2024

	Cncl	APC	ARC	EC	FRC	PIC/DC LC	RC	Stndrds	Total
Number of meetings in above period	5	4	5	4	4	4	3	5	29
Appointed Members (Lay)									
Professor D Bray	3/5		1/2			3/3		4/4	11/14
Mr J M Castle	5/5	3/3			2/3		2/2	1/1	13/14
Ms L Ford	5/5			4/4	1/1		1/1	N/A	11/11
Mrs C-L McLaughlan	5/5				4/4			4/5	13/14
Mr T J Walker	5/5	1/1			4/4			4/4	14/14
Ms J S M Worthington	4/5		3/3		1/1	1/1			9/10
Mr V Olowe			5/5						5/5
Mr M Redford			2/2						2/2
Ms J Shardlow			5/5						5/5
Mr K Grewal			1/3						1/3
Appointed Members (Veterinary Nurse)									
Mrs B S Andrews-Jones RVN	5/5	3/4			3/4		1/1	1/1	13/15
Mrs S D Howarth RVN	4/4			4/4	4/4				12/12
Mr M E Rendle RVN	1/1	3/4			0/1			4/4	8/10
Mrs C Roberts RVN								0/1	0/1
Ms J Beckett RVN							2/2		2/2
Appointed Members (Student)									
Ms Kate Dakin				0/1					0/1
Mr L McLinden				3/3					3/3
Ms Anna Bradbury				3/4					3/4

This section lists the members of RCVS Council and committees, and VN Council members, from 9 July 2022 to 8 July 2024, and their attendance record during the year under review (1 April 2023 to 31 March 2023).

¹ Governance LRO next transitional step moved from an appointed member from each vet school, to 3 members in total appointed by Vet Schools Council from 10/7/20.

Key

Cncl – RCVS Council
 APC – Advancement of the Professions Committee
 ARC – Audit and Risk Committee
 EC – Education Committee
 FRC – Finance and Resources Committee
 PIC/DC LC – PIC/DC Liaison Committee
 RC – Registration Committee
 Stndrds – Standards Committee

Universities:

B = Bristol
C = Cambridge
E = Edinburgh
G = Glasgow
Lv = Liverpool
Ln = London
N = Nottingham
S = Surrey



Royal College of Veterinary Surgeons

3 Waterhouse Square, 138–142 Holborn

London EC1N 2SW

T 020 7222 2001 F 020 7222 2004

E info@rcvs.org.uk

www.rcvs.org.uk