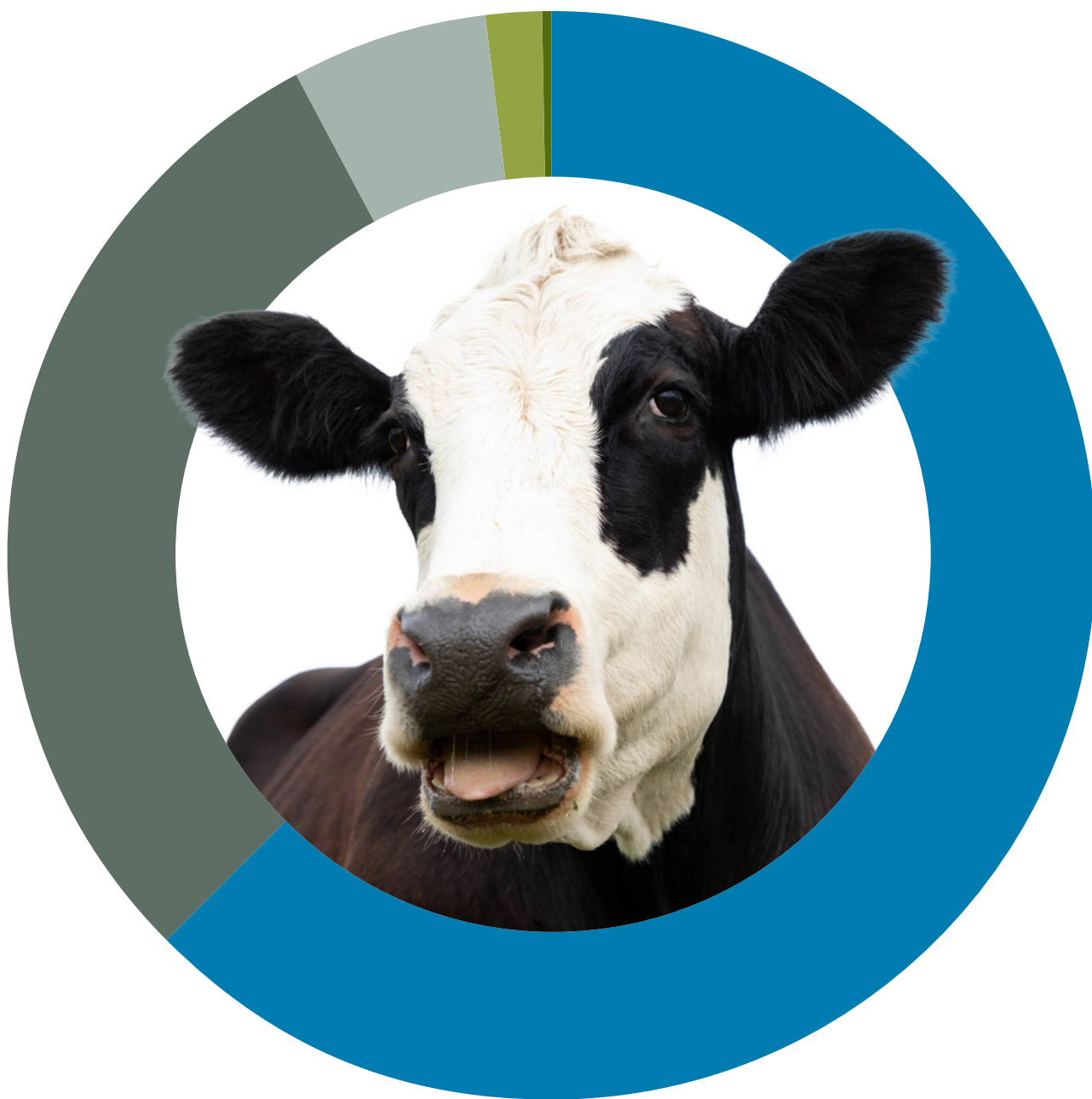


RCVS FACTS

FACTS AND FIGURES FROM THE ROYAL COLLEGE OF VETERINARY SURGEONS

2022



Welcome to *RCVS Facts 2022*.

Here you will find everything from the number of UK veterinary students, through the distribution of veterinary surgeons and veterinary nurses across the UK, to a summary of the number of concerns and disciplinary hearings we have dealt with.

For a review of our financial activities, you can download our Annual Report 2022 from www.rcvs.org.uk/publications.

Year in review is: 1 April 2021 to 31 March 2022, unless otherwise stated.



Profile of the professions

Numbers and distribution of RCVS members	4
Breakdown of members by category of registrable qualification	5
Breakdown of principal RCVS membership categories	5
UK-practising veterinary surgeons by age and gender	6
UK-practising members by stated ethnic group	6
Registered veterinary nurses by age and gender	7
Registered veterinary nurses by stated ethnic group	7
Numbers of practising veterinary surgeons / registered veterinary nurses in the UK	8
Numbers of RCVS-accredited practices in the Practice Standards Scheme / registered veterinary premises in the UK	8
Breakdown of PSS veterinary premises by accreditation type	8
Registration of veterinary surgeons and veterinary nurses	9
Fees for veterinary surgeons and veterinary nurses	9
Number of new registrations based on registrant's country of graduation / qualification recognition	10
Trends in registration of veterinary surgeons	11
Number of new VN registrations based on registrant's country of graduation / qualification recognition	12
Trends in registration of veterinary nurses	13

Education

Undergraduate student numbers	14
Certificate in Advanced Veterinary Practice: number of module passes	16
Number of Certificates in Advanced Veterinary Practice awarded	18
New Fellows welcomed to the Fellowship in 2022, with breakdown by pathway	19
Current holders of RCVS postgraduate statuses, qualifications and awards	20
Number of Diplomas in Advanced Veterinary Nursing awarded	20
Numbers of veterinary nursing training practices, Awarding Organisations and Higher Education Institutions	20
Response and compliance rates for groups included in audit	
Analysis of 2021 audit of continuing professional development (CPD) for veterinary surgeons	21
Analysis of 2021 audit of continuing professional development (CPD) for veterinary nurses	21

Concerns, advice and disciplinary

Number of concerns raised about veterinary surgeons and registered veterinary nurses	22
Number and category of concerns registered and written requests for advice received for both veterinary surgeons and registered veterinary nurses	22
Number and type of case examinations and investigations by the Preliminary Investigation Committee (PIC) / Registered Veterinary Nurses Preliminary Investigation Committee (RVN PIC)	23
Summary of Disciplinary Committee hearings	24
Summary of appeals to the Privy Council	25

Councils, committees and staff

VN Council membership and attendance	26
Number of permanent RCVS and RCVS Knowledge staff	26
Practice Standards Scheme Assessors	26
RCVS Council and committee membership and attendance	27

Table 1. Numbers and distribution of RCVS members

Names entered on	31/3/21	Totals	31/3/22	Totals
General List I	22,059		22,772	
General List II	10,395		10,331	
Commonwealth List	2,084		2,037	
Foreign List	624		611	
Temporary List	9		93	
Supplementary Veterinary Register	5		5	
Total number of members		35,176		35,848
UK-practising		27,230		27,743
Overseas-practising		3,372		3,366
Non-practising				
United Kingdom	3,243		3,297	
Overseas	736		767	
		3,979		4,064
Republic of Ireland¹		581		578
Other				
Temporary List	9		93	
Supplementary Veterinary Register	5		4	
		14		97
Total number of members		35,176		35,848

¹ Veterinary surgeons resident in the Republic of Ireland who qualified before 1 June 1988 and remain RCVS members (and who must also register with the Veterinary Council of Ireland)

Notes

General List I – members who have a recognised UK qualification.

General List II – members who have a scheduled EU qualification.

Commonwealth List – members who have an accepted Commonwealth qualification, or who have a Commonwealth qualification and have passed the RCVS Statutory Examination for Membership.

Foreign List – members who have an accepted overseas qualification, or who have an overseas qualification and have passed the RCVS Statutory Examination for Membership.

Temporary List – temporary members or visiting European veterinary surgeons.

Supplementary Veterinary Register – members who were, or were entitled to be, Registered Veterinary Practitioners prior to the introduction of the Veterinary Surgeons Act 1966.

Figure 1. Breakdown of members by category of registerable qualification

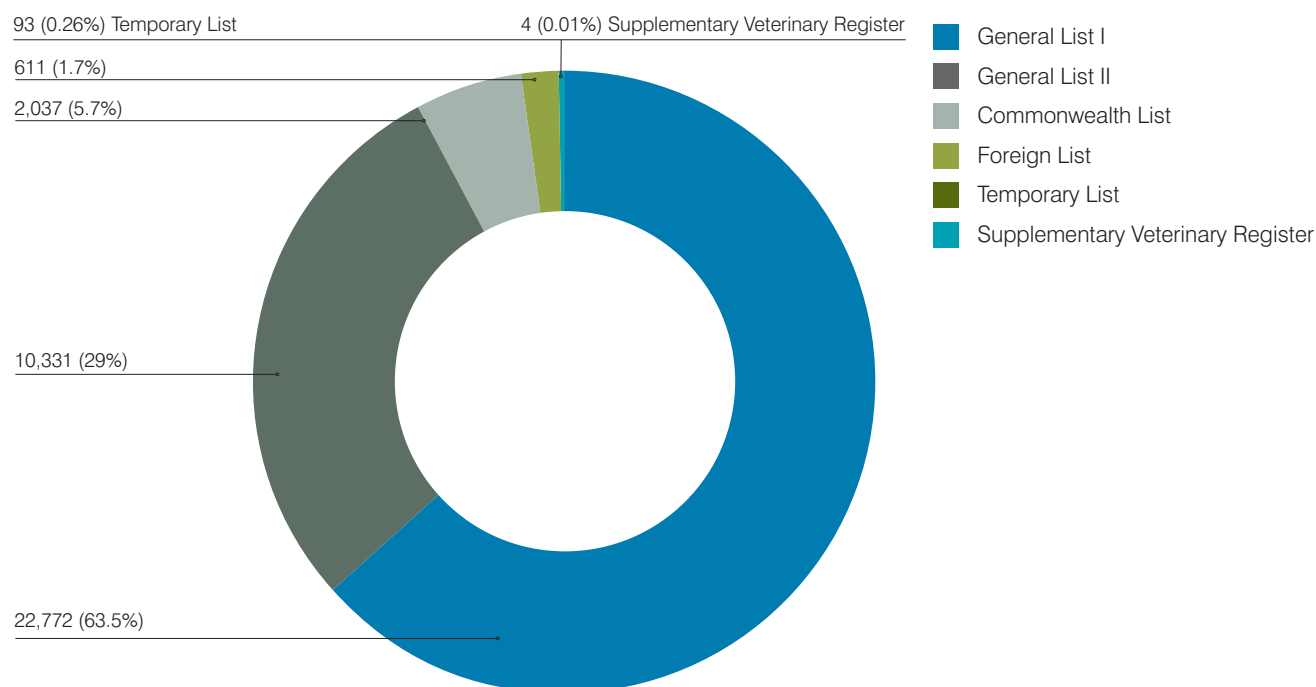


Figure 2. Breakdown of principal RCVS membership categories

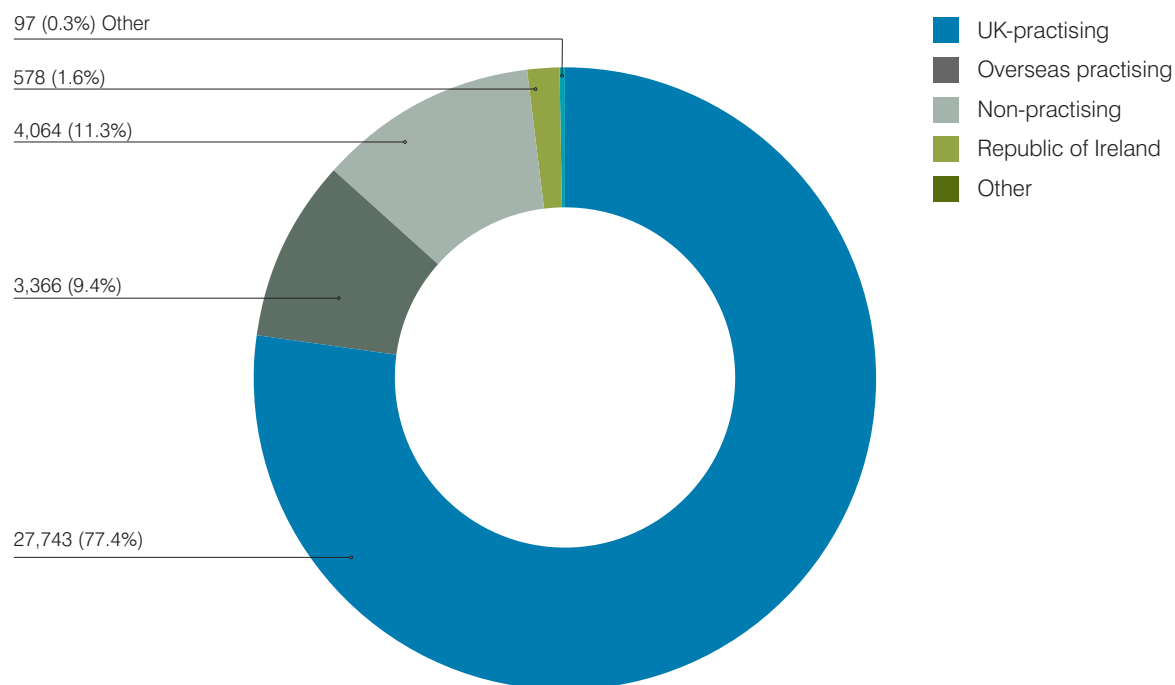


Figure 3. UK-practising veterinary surgeons by age and gender

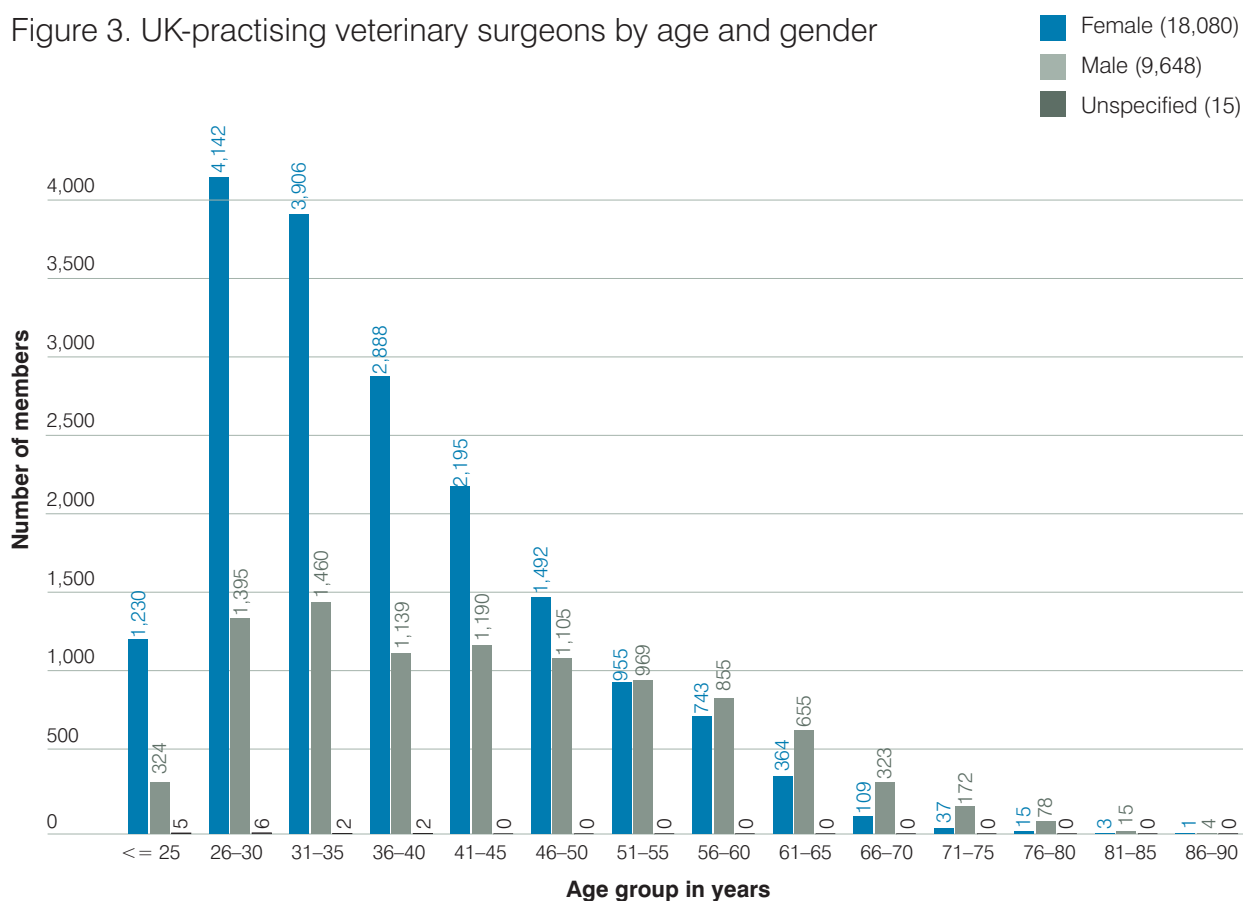


Figure 4. UK-practising members by stated ethnic group

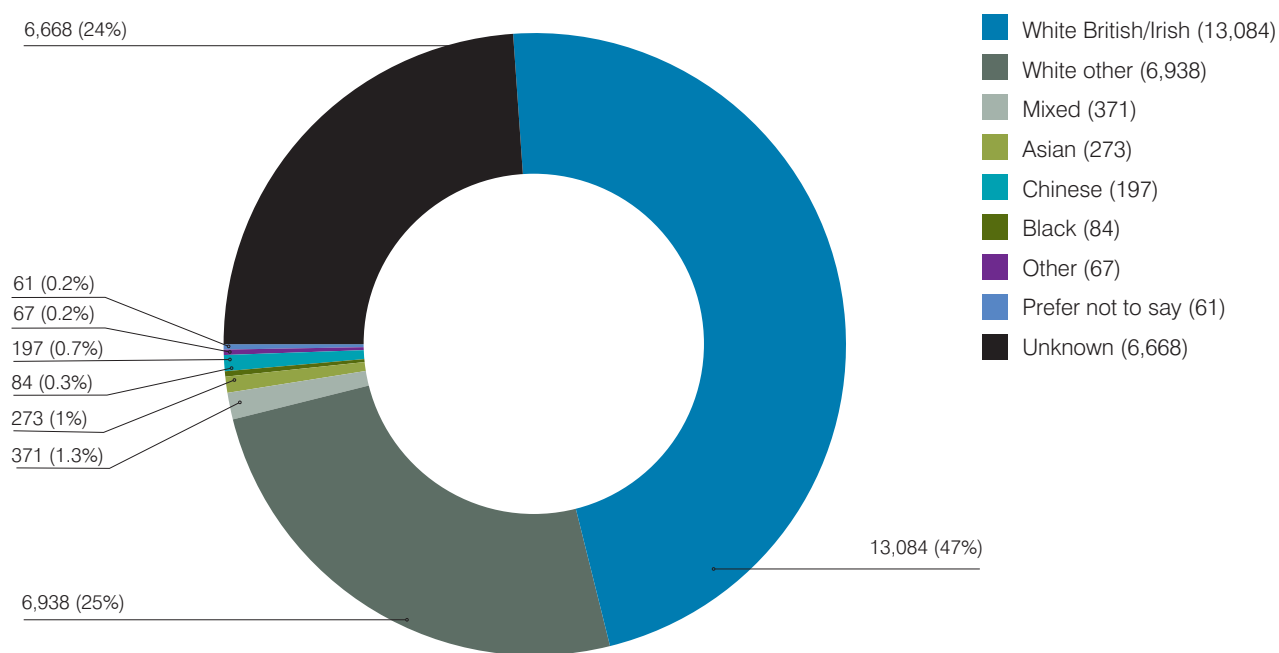


Figure 5. Registered veterinary nurses by age and gender

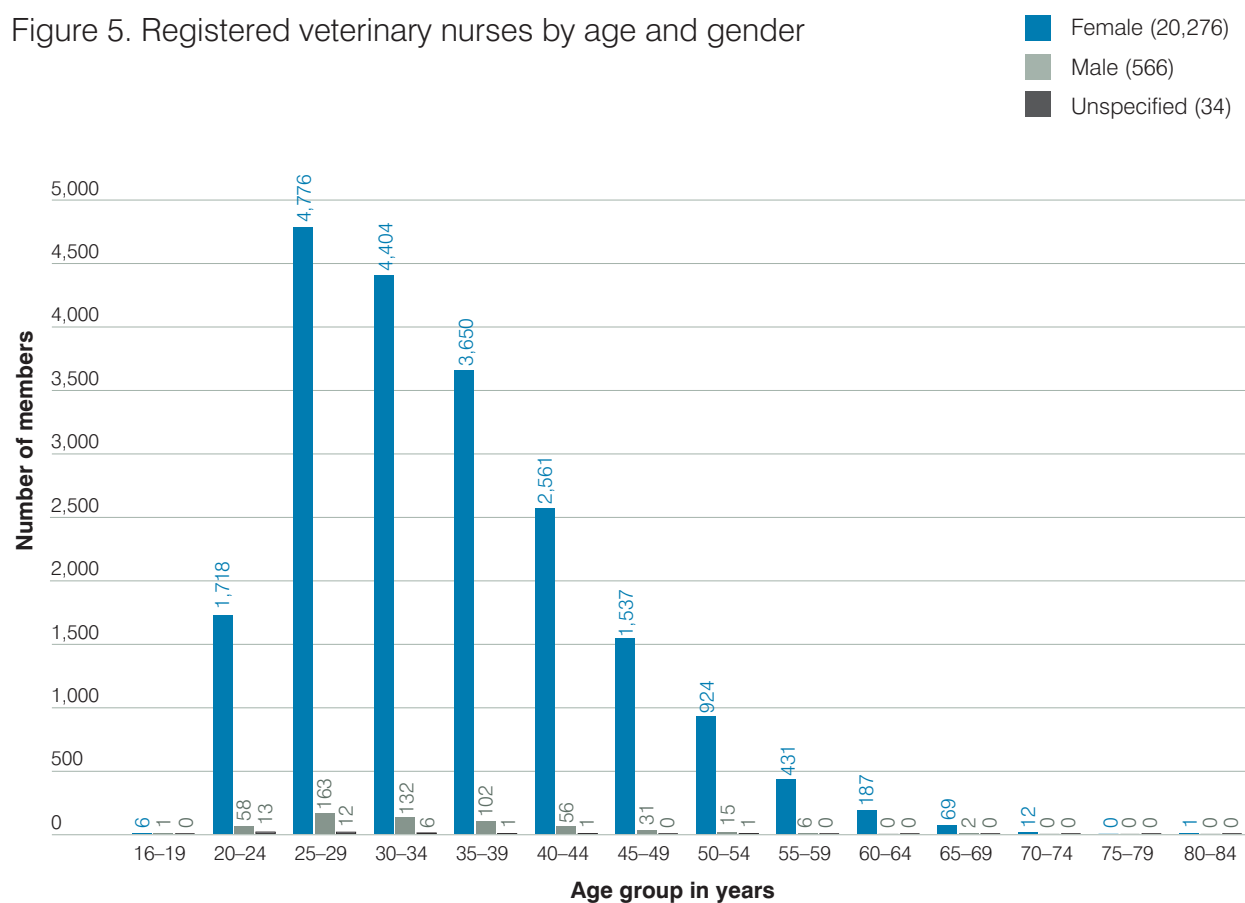


Figure 6. Registered veterinary nurses by stated ethnic group

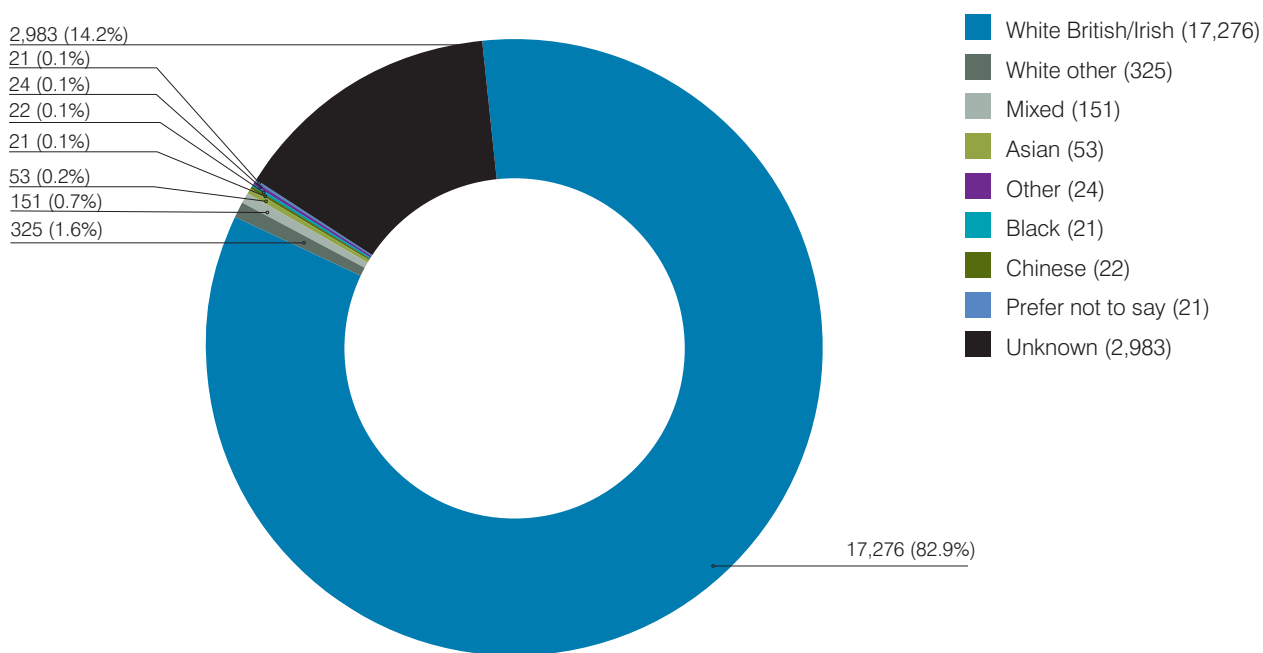
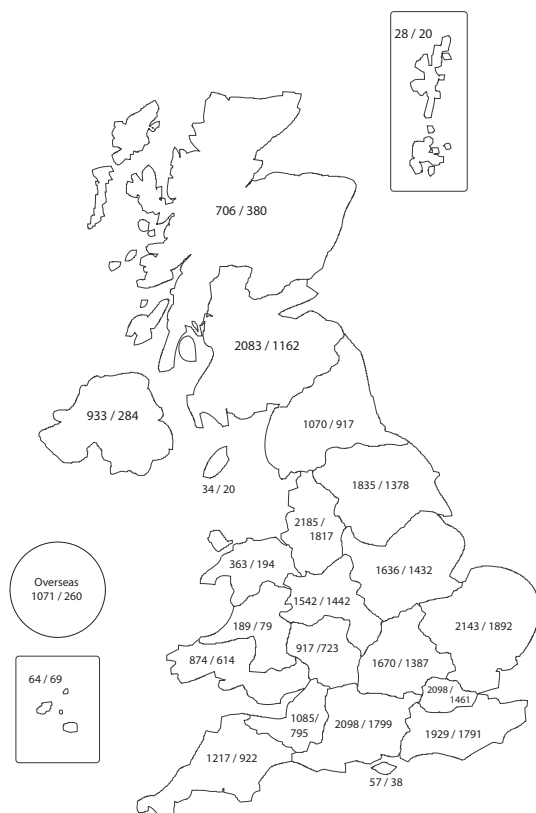
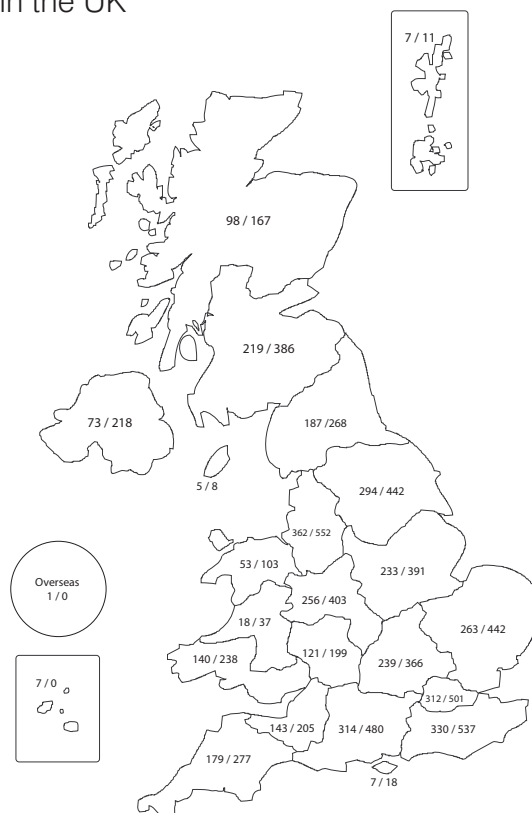


Figure 7. Numbers of practising veterinary surgeons / registered veterinary nurses in the UK



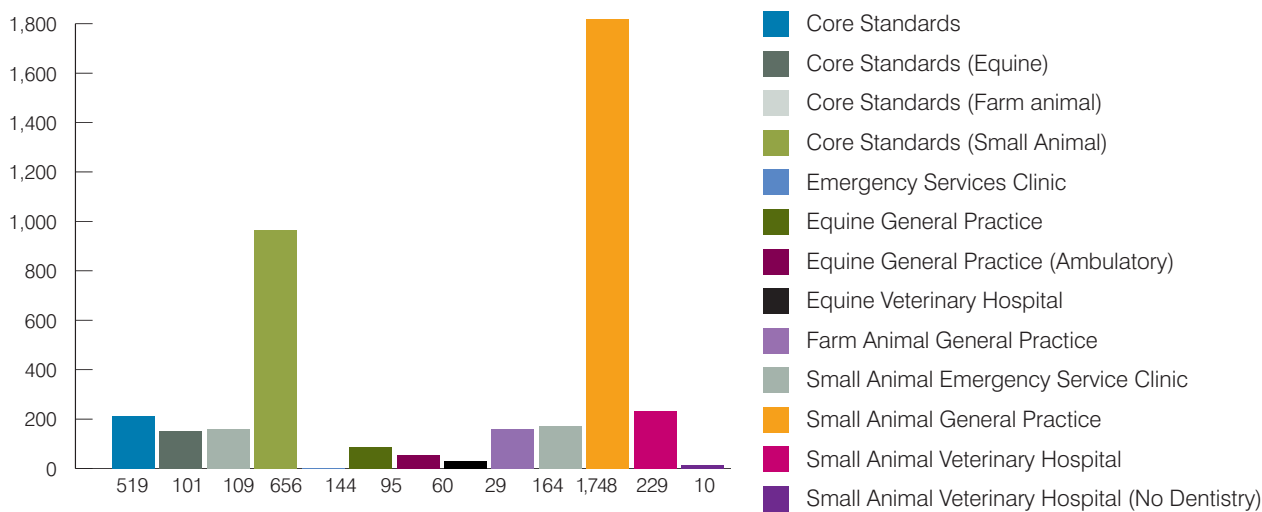
NB: 26,672 of the 27,743 UK-practising veterinary surgeons and 20,616 of the 20,876 registered veterinary nurses have UK addresses recorded as their registered address.

Figure 8. Numbers of RCVS-accredited practices in the Practice Standards Scheme / registered veterinary premises in the UK



NB: 98/167 = of the 167 registered veterinary premises in the region, 98 are under the ambit of the RCVS Practice Standards Scheme (PSS). Totals = 3,861/6,249. Veterinary practice premises in the Channel Islands are not required to be registered on the Register of Veterinary Practice Premises.

Figure 9. Breakdown of PSS veterinary premises by accreditation type



NB: includes 4,061 accreditation types awarded across 3,459 veterinary practice premises accredited by the RCVS Practice Standards Scheme. Some premises have multiple accreditation types. Note that accreditation levels are only held by accredited premises, and not candidate premises.

Table 2. Registration of veterinary surgeons and veterinary nurses

Numbers are as at 31 March for each year.

	2020	2021	2022
Veterinary surgeons			
Total on Register	34,355	35,176	35,848
New registrations ¹	2,194	1,862	1,483
Removals	1,084	1,209	1,267
Restorations	203	223	380
Veterinary nurses			
Total on Register	18,480	19,335	20,876
New registrations	1,643	1,237	1,913
Removals	623	609	618
Restorations	299	221	245

¹ New registrations can include individuals who have been removed and subsequently restored within the year period.

Table 3. Fees for veterinary surgeons and veterinary nurses

	01/04/21 (£)	01/04/22 (£)
Veterinary surgeons		
Registration fees		
Registration (between 1 April & 30 September)	364	364
Registration (between 1 October & 31 March)	182	182
New graduates	182	182
Temporary	364	364
Temporary restricted to 6 months or less	182	182
Annual retention fees		
UK-practising	364	364
Overseas practising	182	182
Non-practising	60	60
Non-practising (70+)	Free	Free
Supplementary Veterinary Register	Free	Free
Restoration fees		
Restoration fees following voluntary removal ¹	91	91
Restoration fees following non-payment removal ²	364	364
Veterinary nurses		
VN registration fee	136	136
VN annual retention fee	74	74
VN restoration fee ³	62	62

¹ Plus the proportion of the annual retention fee for the remaining year

² Plus full retention fee for membership category type at time of removal

³ Plus relevant annual retention fee, full fee in first 6 months half in second

Table 4. Number of new registrations 2017–2022 based on registrant's country of graduation / qualification recognition

Names entered on	2017/18	2018/19	2019/20	2020/21	2021/22
AVMA					
United States of America	21	28	17	14	11
Canada	5	7	6	3	4
AVBC					
Australia	102	112	95	26	23
New Zealand	25	26	23	3	6
SAVC					
South Africa	30	28	58	54	52
EAEVE					
Austria	4	7	6	8	3
Belgium	25	42	33	19	14
Bulgaria	24	27	14	8	1
Croatia	17	18	12	12	3
Czech Republic	12	21	28	9	4
Denmark	7	2	10	6	5
Estonia	2	7	0	4	3
Finland	2	1	2	0	1
France	20	21	21	13	4
Germany	10	20	19	5	7
Greece	55	73	52	32	23
Hungary	35	63	39	38	31
Ireland	56	55	34	37	29
Italy	139	150	126	63	22
Latvia	2	4	3	3	0
Lithuania	12	13	12	3	4
The Netherlands	8	10	5	2	5
Norway [EEA]	3	2	4	0	0
Poland	93	115	93	43	34
Portugal	83	126	76	55	30
Romania	133	209	121	75	25
Slovakia	38	33	42	32	16
Slovenia	9	1	8	0	2
Spain	198	292	227	203	46
Sweden	1	2	1	1	0
Switzerland [CH]	6	0	0	0	0
Turkey	0	0	0	0	13
EU-recognised qualifications ¹	11	10	9	8	4
Sub-total	1188	1525	1196	779	425
Total outside the UK	1,201	1,538	1,208	785	434
UK graduates	868	884	987	1,077	1,049
Total	2,069	2,422	2,195	1,862	1,483

¹ Under EU Directive 2005/36/EU, in 2021/22 we registered 4 EU nationals or Community Rights-entitled persons holding qualifications from third countries that are recognised by the regulatory authority in an EU member state.

Figure 10. Trends in registration of veterinary surgeons

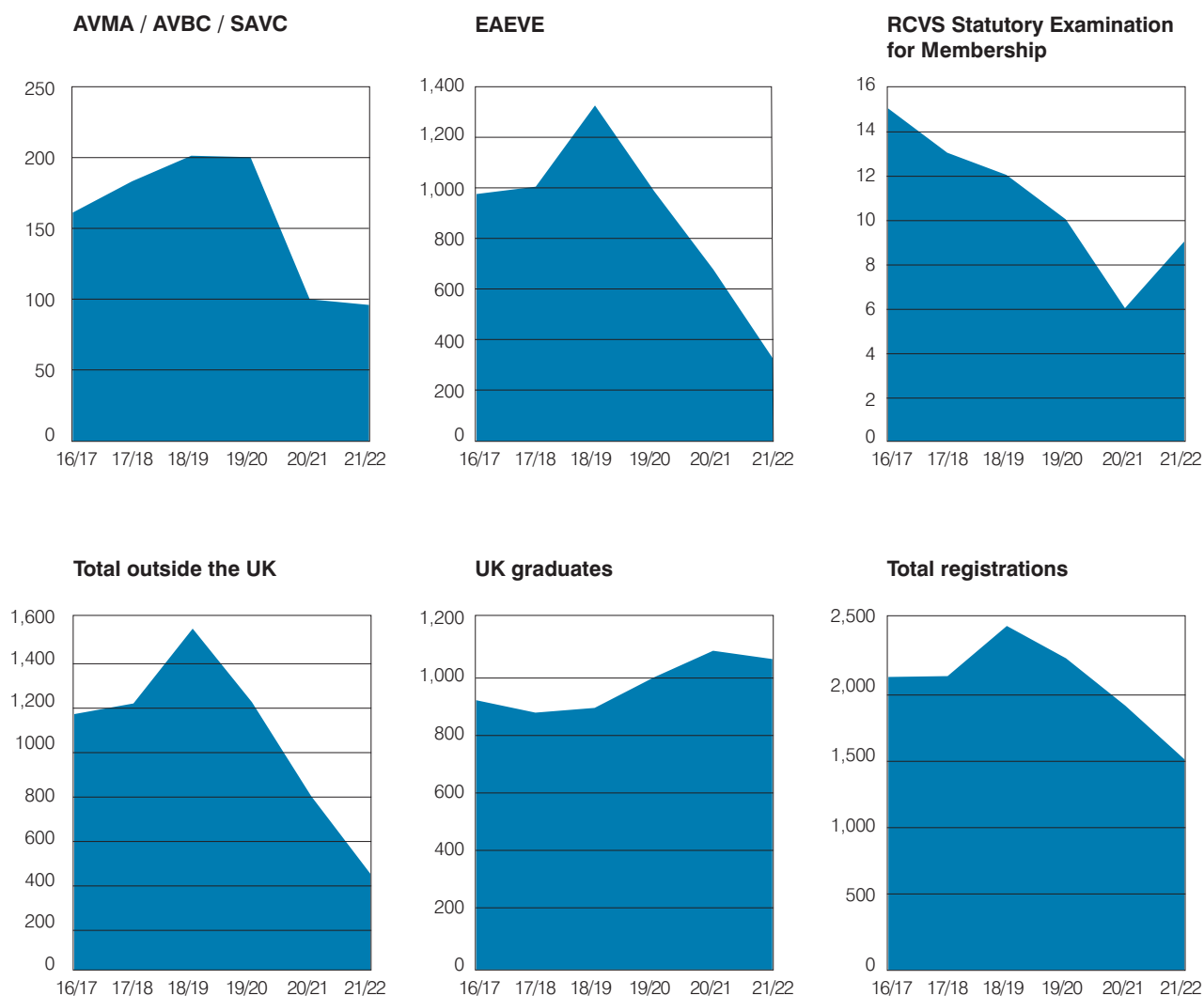


Table 5. Number of new veterinary nurse registrations 2017/18–2021/22 based on registrant's country of graduation / qualification recognition

Names entered on	2017/18	2018/19	2019/20	2020/21	2021/22
Non-EU/EEA					
Australia	15	18	14	3	6
Canada	0	1	2	1	1
Hong Kong	3	0	0	0	0
New Zealand	7	6	5	1	1
South Africa	2	2	1	2	7
United States of America	4	2	3	1	3
Zimbabwe	0	0	0	0	1
Sub-total (Non-EU/EEA)	31	29	25	8	19
EU/EEA					
Belgium	1	2	1	0	2
Croatia	0	0	0	1	0
Denmark	0	0	2	0	0
Finland	0	1	0	0	0
France	1	0	0	0	0
Germany	0	0	0	2	2
Ireland	24	21	15	20	11
Italy	3	3	5	0	2
Lithuania	1	1	0	0	0
Netherlands	2	3	0	1	0
Poland	2	2	0	1	0
Portugal	16	11	14	2	5
Spain	1	0	0	0	0
Sub-total (EU/EEA)	51	44	37	27	22
Total trained outside the UK	82	73	62	35	41
Total trained in the UK	1,305	1,639	1,581	1202	1,872
Overall total	1,387	1,712	1,643	1237	1,913

N.B The number of nurses from each country registered between 1st April 2020 and 31st March 2021 has been amended to correct inaccuracies in the data originally published. The total nurses trained outside the UK remains the same. There have been no changes made to 2021/22 data.

Figure 11. Trends in registration of veterinary nurses

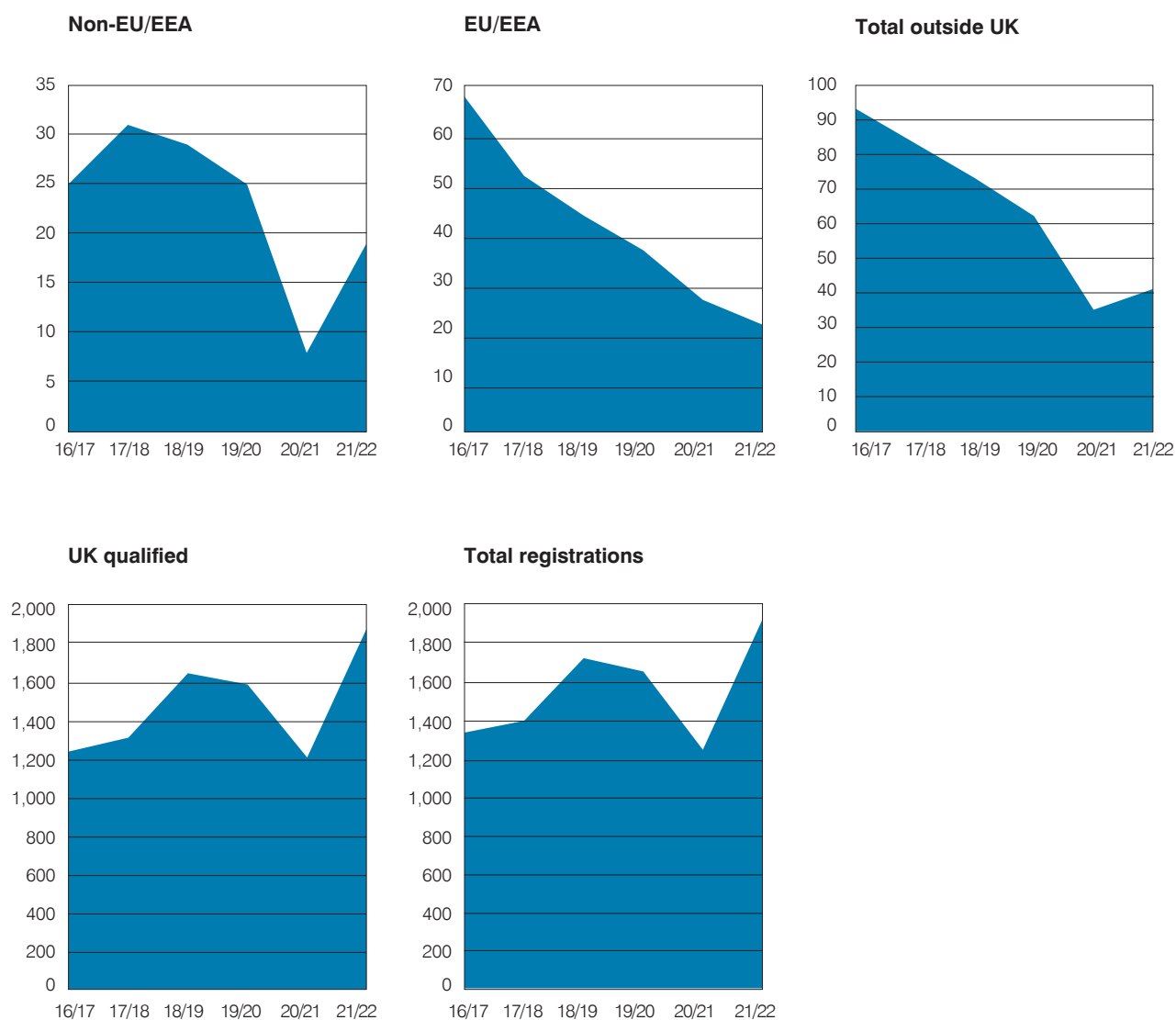


Table 6. Undergraduate student numbers 2021 to 2022

UK and Republic of Ireland veterinary school students		Admissions to the first year of the veterinary course in 2021/2022			Admissions to the second or later year of the veterinary course in 2021/2022			Students admitted with a degree		
Bristol¹	UK	30	141	201	7	36	49	9	42	60
	EU	1	17		0	2		0	2	
	Overseas	4	8		1	3		2	5	
Cambridge	UK	12	50	66	0	0	0	0	8	8
	EU	0	1		0	0		0	0	
	Overseas	1	2		0	0		0	0	
Dublin^{2,3}	0	3	50	147	0	0	0	0	0	61
	32	61	1		0	1		1	4	
	6	45	2		0	0		5	51	
Edinburgh^{4,5}	UK	15	75	125	0	5	38	0	5	38
	EU	1	2		0	0		0	0	
	Overseas	6	25		5	28		5	28	
Glasgow	UK	15	46	157	0	0	0	0	1	59
	EU	0	4		0	0		0	4	
	Overseas	21	71		0	0		14	40	
Liverpool	UK	43	178	227	0	0	0	6	13	19
	EU	1	2		0	0		0	0	
	Overseas	2	1		0	0		0	0	
London⁶	UK	25	110	220	0	0	0	6	17	169
	EU	4	3		0	0		1	3	
	Overseas	12	65		0	0		20	121	
Nottingham⁷	UK	47	225	290	0	0	0	1	7	9
	EU	1	14		0	0		0	1	
	Overseas	0	3		0	0		0	0	
St George's University (SGU), Grenada	UK	1	1	241	0	0	0	0	0	102
	EU	0	0		0	0		0	0	
	Overseas	39	200		0	0		17	85	
Surrey	UK	31	160	201	0	0	0	19	50	83
	EU	0	1		0	0		0	4	
	Overseas	2	7		0	0		1	9	
TOTALS		352	1,521	1,875	13	75	87	107	500	608

¹ Bristol admission to second year or later is the BVSc Accelerated Graduate entry programme.² Dublin admissions gender split is concealed for UK and International students. Total of 53 UK students, Total of 279 International Students.³ Due to a mutual recognition agreement between the RCVS and the Veterinary Council of Ireland, Dublin graduates can automatically practice in the UK.⁴ Edinburgh figures includes those who do not identify as either Male or Female.⁵ Students with a degree for Edinburgh excludes 11 partnership entrants.⁶ RVC figures includes those who do not identify as either Male or Female.⁷ Nottingham entries are both cohorts combined.

Total numbers attending the veterinary degree course			Veterinary students taking an intercalated science course in 2021/2022			Numbers of intercalated degree holders			Number of applications received for current academic year			Numbers of students obtaining a veterinary degree in 2021		
M	F	Total				M	F	Total	M	F	Total	M	F	Total
160	675	964	3	11	16	4	22	29	251	1,130	1,697	26	92	124
5	64		0	1		0	3		19	98		0	4	
0	39		1	0		0	0		42	157		0	2	
64	292	383	0	0	0	0	0	0	67	246	402	6	48	57
0	12		0	0		0	0		10	27		0	1	
4	10		0	0		0	0		12	40		1	1	
3	12	629	0	0	0	0	0	0	N/A	N/A	1,143	1	0	111
140	289		0	0		0	0		192	599		22	49	
18	167		0	0		0	0		N/A	N/A		2	37	
48	323	800	0	8	9	1	20	25	201	865	1,807	6	65	149
11	45		0	1		0	2		9	63		0	6	
50	321		0	0		0	2		106	558		14	58	
74	250	693	0	1	1	1	0	1	124	462	1,319	14	43	136
2	12		0	0		0	0		27	130		0	1	
61	294		0	0		0	0		89	487		11	67	
173	696	904	3	8	11	3	8	12	177	946	1,286	23	115	150
4	26		0	0		0	1		12	43		5	6	
2	3		0	0		0	0		15	93		0	1	
187	694	1,505	2	13	19	5	33	42	217	985	2,007	33	128	270
12	31		0	0		0	0		24	120		2	3	
88	487		0	4		0	4		89	566		15	89	
201	848	1,104	1	5	6	0	8	8	313	1,335	1,963	34	101	141
6	35		0	0		0	0		28	164		2	3	
1	12		0	0		0	0		29	94		0	1	
2	2	906	0	0	0	0	0	0	4	1	1,069	1	0	190
0	0		0	0		0	0		2	1		0	0	
155	745		0	0		0	0		220	840		34	155	
121	594	781	2	0	2	0	4	4	173	797	1,172	18	89	114
6	43		0	0		0	0		14	78		0	1	
2	15		0	0		0	0		27	83		1	5	
1,621	7,036	8,669	12	52	64	14	107	121	2,493	11,008	13,865	271	1,171	1,442

Table 7. Certificate in Advanced Veterinary Practice:
number of module passes as at 31 March 2022

Module code	Module title	Number of module passes
A-FAVP.1	Foundations of Advanced Veterinary Practice	3,246
A-PKS.1	Professional Key Skills	667
B-CKS.0	Clinical Key Skills	687
B-EP.3	Equine Practice	925
B-GVM.5	Global Veterinary Medicine	4
B-LAS.4	Laboratory Animal Science	4
B-PAP.2	Production Animal Practice	282
B-SAP.1	Small Animal Practice	2,088
B-ZM.6	Zoological Medicine	95
C-AWSEL.1	AWSE&L – Introduction & Theory	7
C-AWSEL.2	AWSE&L – Applying the Theory	3
C-C.1	Management and Diseases of Beef Cattle	12
C-C.2	Dairy Nutrition and Production	10
C-C.3	Dairy Health and Fertility	12
C-C.4	Bovine Nutrition, Husbandry and Lactogenesis	124
C-C.5	Bovine Reproduction	120
C-C.6	Bovine Mastitis and Lameness	117
C-C.7	Youngstock Rearing and infectious Diseases	129
C-CAM.3	Clinical Camelid Practice B	10
C-E.1	Equine Gastrointestinal Disease & Intensive Care	309
C-E.10	Stallion Reproduction & Breeding Management	93
C-E.11	Equine – Foal, Yearling, Study, Herd Health	132
C-E.12	Equine Dentistry – Equine Dental Anatomy and Physiology	75
C-E.13	Equine Dentistry – Equine Dental Care, Diagnosis & Treatment	91
C-E.14	Equine Dentistry – Equine Dental Surgery	85
C-E.15	Basic Equine Practice Part 1	91
C-E.16	Basic Equine Practice Part 2	97
C-E.17	Basic Equine Practice Part 3	103
C-E.2	Equine Cardiovascular & Respiratory Diseases	266
C-E.3	Equine General Medicine	301
C-E.4	Equine Neuromuscular, Behaviour & Special Senses	132
C-E.5	Basic Equine Surgery	195
C-E.6	Lameness (A)	232
C-E.7	Lameness (B)	198
C-E.9	Mare Reproduction & Breeding Management	119
C-EBVM.1	Evidence Based Veterinary Medicine	69
C-ECC.1	Critical Care	25
C-ECC.2	Emergency Care A	198
C-ECC.3	Emergency Care B	200
C-LAS.1	Laboratory Animals – Anaesthesia & Analgesia	2
C-LAS.2	Animal Models, Human Endpoints & Study Design	2
C-LAS.3	Laboratory Animals – Genetically Modified Animals	1
C-LAS.4	Diseases of Laboratory Animals	2
C-S.1	Sheep – Diseases of Adult Sheep	56
C-S.2	Sheep Reproduction, Pregnancy & Parturition	49
C-S.3	Sheep – Diseases of Lambs & Parasitic Diseases	51
C-SAM.1	Canine – Cardiovascular disorders et al	4
C-SAM.10	Small Animal Medicine C – Mixed	520
C-SAM.2	Canine – Gastrointestinal disorders et al	4
C-SAM.3	Canine – Endocrine and metabolic disorders et al	1

Module code	Module title	Number of module passes
C-SAM.4	Feline – Cardiovascular disorders et al	83
C-SAM.5	Feline – Gastrointestinal disorders et al	70
C-SAM.6	Feline – Endocrine and metabolic disorders et al	60
C-SAM.7	Small Animal Neurology	1
C-SAM.8	Small Animal Medicine A – Mixed	586
C-SAM.9	Small Animal Medicine B – Mixed	548
C-SAS.1	Small Animal Surgery	471
C-SAS.2	Small Animal Soft Tissue Surgery (A)	212
C-SAS.3	Small Animal Soft Tissue Surgery (B)	263
C-SAS.6	Small Animal Orthopaedic Surgery (A)	182
C-SAS.7	Small Animal Orthopaedic Surgery (B)	205
C-VA.1	Small Animal Anaesthesia & Analgesia	145
C-VA.2	Equine Anaesthesia & Analgesia	79
C-VA.3	Veterinary Anaesthesia Critical Care Analgesia	255
C-VBM.1	Veterinary Business Management – Marketing	86
C-VBM.2	Veterinary Business Management – Financial Accounting	85
C-VBM.3	Veterinary Business Management – Human Resources	88
C-VBM.4	Veterinary Business Management – Business Strategy	105
C-VC.1	Cardiovascular Anatomy, Physiology & Pathology	139
C-VC.2	Cardiovascular Diagnostics	114
C-VC.3	Cardiovascular Therapeutics	96
C-VCG.1	Clinical Governance in Veterinary Practice	3
C-VCM.1	Principles of Coaching & Mentoring Development in Vet Practi	1
C-VCR.1	Veterinary Clinical Research	1
C-VD.1	Veterinary Dermatology – Core Material	162
C-VD.2	Veterinary Dermatology – Small Animal (A)	123
C-VD.3	Veterinary Dermatology – Small Animal (B)	113
C-VD.4	Veterinary Dermatology – Equine	50
C-VDI.1	Diagnostic Imaging in Practice	172
C-VDI.2	Diagnostic Imaging – Small Animal Orthopaedics	95
C-VDI.3	Diagnostic Imaging – Small Animal Soft Tissue	125
C-VDI.4	Diagnostic Imaging – Large Animal (A)	137
C-VDI.5	Diagnostic Imaging – Large Animal (B)	55
C-VEPI.1	Veterinary Epidemiology – Methods in Surveillance and Field I	1
C-VEPI.3	Veterinary Epidemiology: Quant – Methods	2
C-VGP.1	Veterinary General Practice – Clinical Audit	37
C-VGP.2	Veterinary General Practice – Consultation Skills	16
C-VGP.3	Veterinary General Practice – Professional Responsibility & Practice	12
C-VML.1	Veterinary Management and Leadership	4
C-VP.1	Basic Tissue Pathology, Necropsy & Biopsy	4
C-VP.2	Clinical Pathology – Laboratory Diagnostics	6
C-VPH.1	Animal Welfare in the Food Chain	3
C-VPH.2	Hygienic Production of Food	2
C-VPH.3	Zoonoses and Infectious Diseases	4
C-VWT.1	Veterinary Workplace Teaching	1
C-ZM.1	Zoological Medicine – Wildlife	32
C-ZM.2	Zoological Medicine – Zoo Animals	28
C-ZM.3	Zoological Medicine – Small Pet Mammals	66
C-ZM.4	Zoological Medicine – Exotic Avian Species	63
C-ZM.5	Zoological Medicine – Reptiles	75
Total		17,511

Table 8. Number of Certificates in Advanced Veterinary Practice awarded as at 31 March 2022

Certificate subject	Designation	Total number of certificates awarded since inception of the modular certificate scheme
Certificate in Advanced Veterinary Practice ¹	CertAVP	842
Certificate in Advanced Veterinary Practice (Animal Welfare Science, Ethics and Law)	CertAVP(AWSEL)	2
Certificate in Advanced Veterinary Practice (Camelid Practice)	CertAVP(Cattle)	4
Certificate in Advanced Veterinary Practice (Cattle)	CertAVP(CP)	47
Certificate in Advanced Veterinary Practice (Emergency and Critical Care)	CertAVP(ECC)	52
Certificate in Advanced Veterinary Practice (Equine Dentistry)	CertAVP(ED)	35
Certificate in Advanced Veterinary Practice (Equine Lameness, Diagnosis and Therapeutics)	CertAVP(EL)	21
Certificate in Advanced Veterinary Practice (Equine Medicine)	CertAVP(EM)	113
Certificate in Advanced Veterinary Practice (Equine Practice)	CertAVP(EP)	47
Certificate in Advanced Veterinary Practice (Equine Stud Medicine)	CertAVP(ESM)	31
Certificate in Advanced Veterinary Practice (Equine Surgery – Orthopaedics)	CertAVP(ESO)	60
Certificate in Advanced Veterinary Practice (Equine Surgery – Soft Tissue)	CertAVP(ESST)	24
Certificate in Advanced Veterinary Practice (General Small Animal Surgery)	CertAVP(GSAS)	118
Certificate in Advanced Veterinary Practice (Sheep)	CertAVP(Sheep)	13
Certificate in Advanced Veterinary Practice (Small Animal Medicine – Feline)	CertAVP(SAM-F)	6
Certificate in Advanced Veterinary Practice (Small Animal Medicine)	CertAVP(SAM)	138
Certificate in Advanced Veterinary Practice (Small Animal Practice)	CertAVP(SAP)	1
Certificate in Advanced Veterinary Practice (Veterinary Anaesthesia)	CertAVP(VA)	16
Certificate in Advanced Veterinary Practice (Veterinary Cardiology)	CertAVP(VC)	39
Certificate in Advanced Veterinary Practice (Veterinary Dermatology)	CertAVP(VD)	27
Certificate in Advanced Veterinary Practice (Veterinary Diagnostic Imaging)	CertAVP(VDI)	32
Certificate in Advanced Veterinary Practice (Veterinary General Practice)	CertAVP(VetGP)	14
Certificate in Advanced Veterinary Practice (Zoological Medicine)	CertAVP(ZM)	49
Total		1,731

¹ The total number of standard CertAVP can be lower than previous years as they can be superseded by designations

Table 9. New Fellows welcomed to the Fellowship in 2022, with breakdown of numbers by pathway

Fellowship by Meritorious Contributions to Clinical Practice	
Dr Angelika von Heimendahl CertVRep DipECAR MVS FRCVS	
Dr Abigail Caine MA VetMB CertVDI DipECVDI FRCVS	
Dr Adam Mugford BVetMed MVetMed DipACVECC FRCVS	
Dr Amanda Paul BVSc DipECVIM-ca FRCVS	
Dr Audrey Cook BVM&S DipACVIM FRCVS	
Dr Colette Jolliffe BVetMed CertVA DipECVAA FRCVS	
Dr Colin Driver BVetMed BSc MVetMed DipECVN PhD FRCVS	
Dr Deborah Gow BVM&S PhD FHEA DipECVD FRCVS	
Dr Elizabeth Bode BVSc DipECVIM-CA FRCVS	
Dr Geoffrey Culshaw BVMS CertVC DVC PhD FRCVS	
Mr Grant Hayes BVMS CertPMP FRCVS	
Dr Hannah Hodgkiss-Geere BVM&S MSc PhD DipECVIM-CA (Cardiology) SFHEA FRCVS	
Dr Holger Volk PhD DipECVN FRCVS	
Dr James Crabtree BVM&S CertEM(StudMed) FRCVS	
Dr Rachel Dean BVMS CertSAM DSAM(Feline) PhD MSc FRCVS	
Dr Samantha Franklin BVSc DipACVSMR PhD FRCVS	
Dr Simon Priestnall BVSc BSc PhD DipACVP FRCPath FRCVS	
Dr Kelly Blacklock BVM&S DipECVS SFHEA FRCVS	
Fellowship by Meritorious Contributions to Knowledge	
Dr Daniel Horton BA VetMB MSc PhD DipECZM FRCVS	
Dr Daniel Pang BVSc PhD DipECVAA DipACVAA FRCVS	
Dr John Callanan MVB CertVR PhD FRCPath DipECVP FRCVS	
Dr John Gilleard BVSc PhD DipEVPC DipACVM FCAHS FRCVS	
Dr Kannan Ganapathy DVM PhD FRCVS	
Dr Rachel Casey BVMS PhD FRCVS	
Dr Sarah Caddy VetMB PhD DipACVM FRCVS	
Dr Timothy Rowan PhD BVSc MRSB FRCVS	
Fellowship by Meritorious Contributions to the Profession	
Dr Elizabeth Mullineaux BVM&S CertSHP DVM&S FRCVS	
Miss Jade Statt BVMS FRCVS	
Mr James Russell BVetMed FRCVS	
Dr Niall Connell CertSAO BVMS FRCVS	
Dr Sam Joseph BVSc FRCVS	

Figure 12. Current holders of RCVS postgraduate statuses, qualifications and awards

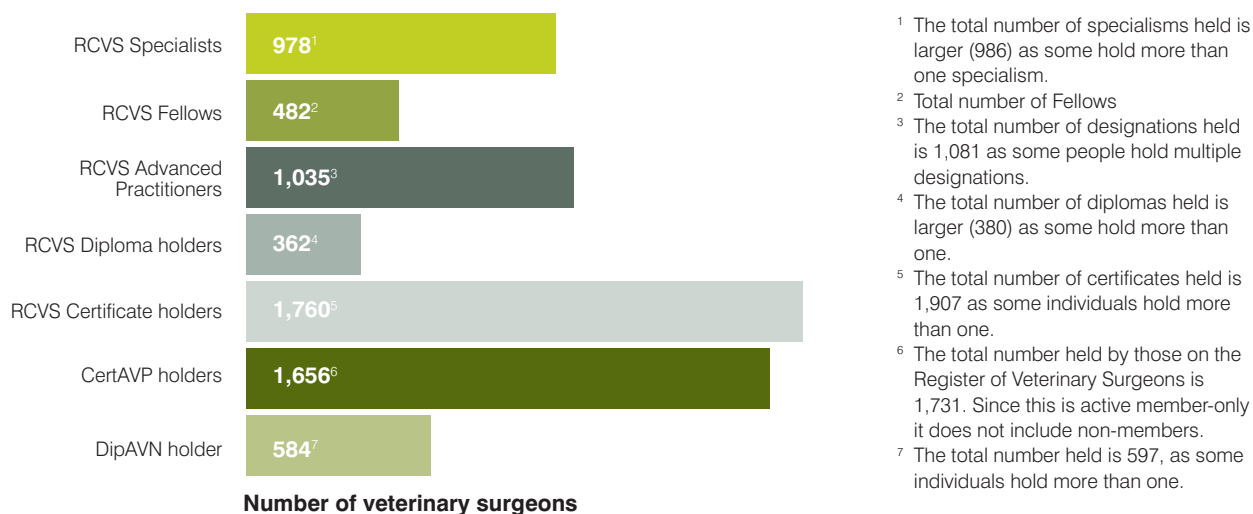


Table 10. Number of Diplomas in Advanced Veterinary Nursing (DipAVN) and Certificates in Advanced Veterinary Nursing (CertAVN) awarded

	2015	2016	2017	2018	2019	2020	2021	2022
DipAVN(Small Animal)	34	35	34	33	29	49	19	19
DipAVN(Equine)	-	2	1	1	1	-	1	-
CertAVN	-	-	-	-	-	-	21	58

NB in 2015 and 2016, the Diplomas were awarded during the year under review, although published in April.
 The first Certificate in Advanced Veterinary Nursing was awarded in 2021.

Table 11. Numbers of veterinary nursing training practices, Awarding Organisations and Higher Education Institutions

	01/01/2017	01/01/2018	01/01/2019	01/01/2020	01/01/2021	01/01/2022
Training practices	2,514	2,620	2,777	2,856	2,891	2,935
Awarding organisations	2	2	3	3	3	3
Higher education institutions	17	19	20	21	22	22

Table 12 Response and compliance rates for groups included in audit
Analysis of 2021 audit of continuing professional development (CPD)
for veterinary surgeons

	Included in sample	Responded		Compliant		Non-compliant (NC)	
Group 1 – Non 1CPD users	100	91	91%	74	81%	17	19%
Group 2 – NC 1CPD users	150	140	93%	120	86%	20	14%
Group 3 – NC previous	11	10	91%	9	90%	1	10%
Group 4 – NR	20	14	70%	12	86%	2	14%
Group 5 – PDP	41	30	73%	27	90%	3	10%
Group 6 – NC at AR	455	401	88%	204	51%	197	49%
Total 2021	777	686	88%	446	65%	240	35%
Total 2019	1,074	1,010	94%	820	81%	190	19%
Total 2018	973	891	92%	609	68%	282	32%
Total 2017	1,011	862	85%	601	70%	259	30%
Total 2016	1,396	1210	87%	899	74%	311	26%
Total 2015	931	711	76%	566	80%	145	21%
Total 2014	4,885	3,981	81%	3,264	82%	717	18%

Group 1: A sample of 10% of non 1CPD users

Group 2: A sample of 10% of 1CPD users that had not updated records to meet the requirement

Group 3: VS who were non-compliant in the previous audit

Group 4: VS who, despite reminders, failed to respond to the request to submit their CPD records in the previous audit.

Group 5: VS who have not responded to any communication from their PDP Dean

Group 6: VS who confirmed that they were not compliant with the CPD requirement at the annual renewal.

Table 13 Response and compliance rates for groups included in audit
Analysis of 2021 audit of continuing professional development (CPD)
for veterinary nurses

	Included in sample	Responded		Compliant		Non-compliant (NC)	
Group 1	1204	1120	93%	1076	96%	44	4%
Group 2	8	8	100%	4	50%	4	50%
Group 3	37	17	46%	7	41%	10	59%
Group 4	127	102	80%	56	55%	46	45%
Total 2021	1,376	1,247	91%	1143	92%	104	8%
Total 2019	1,129	1,077	95%	854	79%	223	21%
Total 2018	1,016	939	93%	672	72%	267	28%
Total 2017	857	792	92%	575	73%	217	27%
Total 2016	627	591	94%	420	71%	171	29%
Total 2015	798	739	93%	574	78%	165	22%
Total 2014	814	718	88%	556	77%	162	23%

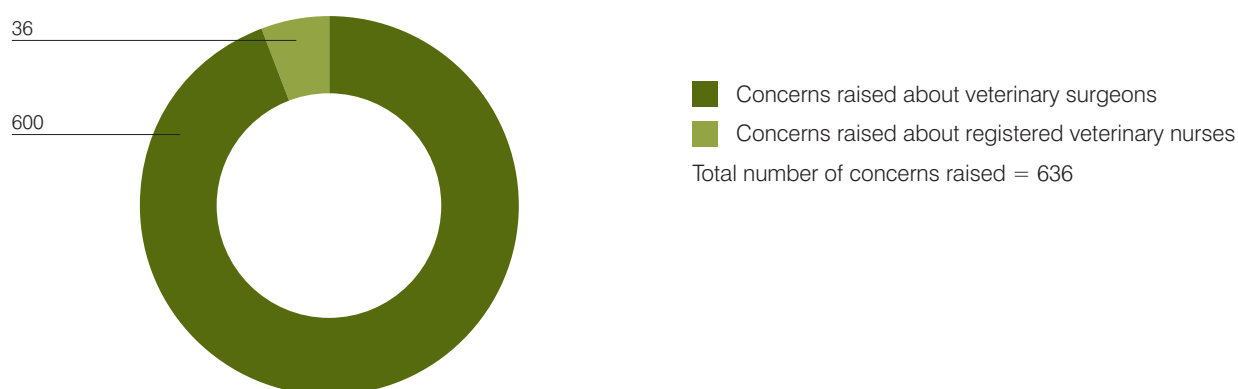
Group 1: A sample of 10% of RVNs who have been registered for a period of at least three years without a break

Group 2: RVNs who were included in a previous audit but did not meet the requirement.

Group 3: RVNs who, despite reminders, failed to respond to the request to submit their CPD records in the previous audit.

Group 4: RVNs who confirmed that they were not compliant with the CPD requirement at last year's annual renewal.

Figure 13 Number of concerns raised about veterinary surgeons and veterinary nurses



Total enquiries registered – 1 April 2021 – 31 March 2022 = 3,588 (1,676 written enquiries and 1,912 telephone enquiries).
Total concerns registered – 1 April 2021 – 31 March 2022 = 636
Total advice registered – 1 April 2021 – 31 March 2022 = 4,566 (2,217 written advice and 2,349 telephone advice).

Table 14 Number and category of concerns registered and written requests for advice received (for both veterinary surgeons and registered veterinary nurses)

Category	Concerns	Advice
Referrals and second opinions	0	16
Veterinary care	482	136
24-hour emergency first aid and pain relief	14	138
Veterinary medicines	11	305
Communication between professional colleagues	0	10
Equine pre-purchase examinations	5	3
Euthanasia of animals	15	53
Practice information, fees & animal insurance	7	112
Fair trading requirements	0	9
Communication and consent	25	39
Use and re-use of samples, images, post mortems and disposal	0	15
Clinical and client records	2	50
Client confidentiality	2	48
Health	4	3
Veterinary teams and leaders	3	12
Delegation to veterinary nurses	0	152
Treatment of animals by unqualified persons	0	198
Certification	5	39
Giving evidence for court	1	5

Table 14. Number and category of concerns registered and written requests for advice received for both veterinary surgeons and registered veterinary nurses (continued)

Category	Concerns	Advice
Advertising, endorsement, and publicity	5	358
Named Veterinary Surgeons	0	4
Miscellaneous procedures	22	27
Social media and online networking forums	4	23
Microchips and animals without microchips	0	39
CPD Compliance	10	0
Registration investigation	2	0
Restoration	1	0
Convictions	12	2
Covid-19	0	87
Data Protection	0	2
Raising concerns about a colleague	0	8
Riding establishments	0	43
Working hours	0	5
Recognised Veterinary Practice	0	24
Clinical Governance	1	1
Other	0	249
Total	636	2,217

Table 15 Number and type of case examinations and investigations by the Preliminary Investigation Committee (PIC) / Registered Veterinary Nurses Preliminary Investigation Committee (RVN PIC)

	2020/21	2021/22
Announced visits to veterinary practices and those raising concerns (No of interviews)	2 (2)	4 (5)
Unannounced visits to veterinary practices (No of interviews)	2 (1)	2 (0)
Health Protocol visits (No of interviews)	0	0
Performance Protocol visits (No of interviews)	0	0
Review visits (No of interviews)	0	0
Referral to external solicitors (No of formal witness statements taken)	25 (124)	24 (91)
Registration investigations (No of interviews)	0	0
Veterinary Surgeons Act 1966 – liaising with other agencies	6	5

NB: Generally, it is the PIC and RVN PIC that refers concerns raised to external solicitors.

Table 16 Summary of Disciplinary Committee (DC) hearings

Scheduled dates	Name	Days listed	Days sat	Complaint concerning	Outcome	Cost (£) ¹
Veterinary surgeons						
04/05/21 – 12/05/21 (Seven-day hearing)	Dr Nicola Burrows	7	7	Allegations of creating an inaccurate clinical history for her own horse and then dishonestly attempting to make an insurance claim for the treatment of that horse.	Removed from the Register.	£105,705
10/05/21 – 18/05/21 (Seven-day hearing)	Mr David Chalkley	9	7	Allegations relating to dishonest certification in respect of TB tests conducted.	Suspended from the Register for a period of three months. At an earlier hearing in December 2020, an application was made by Mr Chalkley for voluntary removal from the Register. The Disciplinary Committee directed that a full, public hearing into Mr Chalkley's conduct should be held.	*£157,336 *This figure includes the costs associated with the first hearing in December 2020 (reported in the 2021 RCVS Facts report)
26/05/21 – 27/05/21 (Two-day hearing) This was a resumed hearing of an inquiry which was adjourned in November 2018.	Mr David Eccles	2	2	Allegations of failing to provide adequate and appropriate care for a cat and failing to keep detailed clinical records.	Misconduct found – reprimand and warning.	£9,116
21/06/21 – 22/06/21 (Two-day hearing)	Dr Louise Henry	4	2	Allegations of dishonest false certification in relation to the content of a letter written on behalf of a client.	Misconduct found – reprimand.	£49,822
25/06/21 (One-day hearing)	Mr Warwick Seymour-Hamilton	1	1	Application to be restored to the Register.	Application refused.	£10,097
28/06/21 – 09/07/21 (10-day hearing) This was a resumed hearing of an inquiry which was adjourned on 13 November 2020.	Dr Sue Dyson	10	10	Allegations of dishonest statements and actions, including fabricating a letter from a fictitious Home Office Inspector.	Removed from the Register.	£132,275
21/07/21 (One-day hearing)	Miss Laura Padron Vega	1	1	Application to be restored to the Register.	Application for restoration granted.	£15,124
02/08/21 – 04/08/21 (Three-day hearing)	Mr Andrew Dobson	3	3	Allegations of carrying out an act of veterinary certification while off the Register, failing to have Professional Indemnity Insurance (PII) in place and failing to respond to reasonable requests from the College.	Removed from the Register.	£28,254
16/12/21 – 17/12/21 (Two-day hearing)	Dr Gary Samuel	2	2	Application to be restored to the Register.	Application refused.	£17,958

¹ The cost of the case to the RCVS includes all external legal costs from receipt of the concern onwards, and the cost of the Preliminary Investigation and Disciplinary Committee, but excludes RCVS staff costs. Costs have not been incurred exclusively in the year under review and may have been incurred in previous years.

Table 16 Summary of Disciplinary Committee (DC) hearings (continued)

Scheduled dates	Name	Days listed	Days sat	Complaint concerning	Outcome	Cost (£) ¹
Veterinary surgeons						
10/01/22 – 14/01/22 (Five-day hearing)	Dr Marthinus Ryk Botes	5	5	Allegations of performing (or recommending) inappropriate total hip replacements on five dogs without adequate investigation and without obtaining informed consent from the owners.	Removed from the Register.	£23,814
31/01/22 – 07/02/22 (Six-day hearing)	Mrs Anne Mullen	7	6	Allegations relating to a series of clinical failures and failing to provide adequate information to clients regarding arrangements for the practice's out-of-hours/emergency care. Allegations of failing to respond to reasonable requests from the College in respect of her Professional Indemnity Insurance (PII) arrangements and CPD records.	Removed from the Register.	£140,651
14/02/22 – 15/02/22 (Two-day hearing)	Dr Walter Dingemanse	2	2	Conviction for making indecent photographs of a child and possession of extreme pornographic images that were grossly offensive.	Removed from the Register.	£7,426
07/03/22 (One-day hearing)	Dr Anke Hill	1	1	Conviction for conspiracy to kidnap.	Removed from the Register.	£10,785
09/03/22 – 10/03/22 (Two-day hearing)	Dr Claudia Surdila	2	2	Conviction for unlawfully obtaining funds from the EU for a bee-keeping enterprise, by providing false, incomplete, or inaccurate documents and statements.	Misconduct found – reprimand and warning.	£19,129
21/03/22 – 23/03/22 (Three-day hearing)	Dr Craig Mostert	3	3	Conviction for providing false statements about imported flea and tick medicines and failing to declare the conviction when applying to register with the RCVS and in subsequent annual renewals.	Suspended from the Register for a period of eighteen months.	£38,497
Registered veterinary nurses						
24/03/22 – 01/04/22 (Seven-day hearing)	X Registered Nurse	7	7	Allegations of taking veterinary medicines from the practice's stocks, other than for legitimate veterinary purposes. Allegations of making false entries in clinical records and falsifying a prescription.	Removed from the Register.	£99,410
14/06/21 – 17/06/21 (Four-day hearing)	Miss Laura Benson	5	4	Allegations of taking items from a veterinary practice without paying for them and asking a colleague to dishonestly input one of her pet's clinical details against the records of another one of her pets, which was also registered at the practice.	Suspended from the Register for a period of nine months.	£40,661

Table 17 Summary of appeals to the Privy Council

Scheduled dates	Name	Complaint concerning	Outcome	Cost (£)
N/A – Appeal withdrawn	Dr Marthinus Ryk Botes	Appeal against the DC decision to remove name from the Register.	Appeal withdrawn by Dr Botes.	£16,598.17 (total costs recovered)

Table 18. VN Council membership and attendance 1 April 2021 – 31 March 2022

	VN Council	VN Education Committee
Elected Members		
Elizabeth Cox RVN	4/4	4/4
Jane Davidson RVN	4/4	
Susan Howarth RVN	4/4	6/6
Donna Lewis RVN	2/3	
Andrea Jeffery RVN	1/1	
Matthew Rendle RVN	4/4	
Claire Roberts RVN	4/4	
Appointed veterinary nurse members		
Belinda Andrews-Jones RVN	4/4	
Katherine Kissick RVN	2/4	
Appointed veterinary surgeon members		
Joanna Dyer MRCVS	1/1	
Susan Paterson FRCVS	3/3	
Katherine Richards MRCVS	4/4	
Appointed lay members		
Alison Carr	4/4	
Dominic Dyer	4/4	
Sarah Fox	3/4	4/6
Stephanie Richardson	4/4	

Table 19. Number of permanent RCVS and RCVS Knowledge staff

	31/3/21	31/3/22
Permanent RCVS staff	118	131
Permanent RCVS Knowledge staff	11	17

Table 20. Practice Standards Scheme Assessors as at 31 March 2022

Sophie Aylett	Anne Lawson
Elizabeth Barker	Robert Lehner
Cees Bennett	Renay Rickard
Alexandra Best	Emma Robinson
Victoria Bullen	Rudo Ruvangu
Richard Byrne	Sally Stockton
David Donovan	Nicholas Stuart
Susan Edwards	Bridget Taylor
Laura Fletcher	Charles Thursby-Pelham
Victoria Fyfe	

Table 21. Council and committee membership and attendance

	Cncl	APC	ARC	EC	FRC	PIC/DC LC	RC	Stndrds	Total
Number of meetings in above period	7	4	4	4	4	4	4	11	42
Elected Members									
Dr C J Allen MRCVS	0/2	1/1						1/1	2/4
Dr L H Allum MRCVS	3/5							10/10	13/15
Miss L S Belton MRCVS	7/7							11/11	18/18
Dr D S Chambers MRCVS	7/7			1/1				9/10	17/18
Dr N T Connell FRCVS	7/7	4/4		3/3	3/3	3/3	4/4		24/24
Dr M A Donald MRCVS	7/7				4/4	4/4	3/3	11/11	29/29
Mrs J M Dyer MRCVS	7/7	3/3							10/10
Dr M M S Gardiner MRCVS	5/5	3/3	3/3					10/10	21/21
Dr M O Greene MRCVS	6/7	3/3			2/3		4/4		15/17
Mr D J Leicester MRCVS	2/2		1/1					1/1	4/4
Professor S A May FRCVS	3/7				0/3				3/10
Dr S Paterson FRCVS	7/7	4/4		4/4	3/3				18/18
Mr M L Peaty MRCVS	2/2				0/1		1/1	1/1	4/5
Dr K A Richards MRCVS	7/7			1/1		4/4	4/4		16/16
Dr C L Scudamore FRCVS	2/2			1/1	1/1				4/4
Col N C Smith FRCVS	5/7					3/4	1/3		9/14
Dr R S Stephenson MRCVS	0/0				0/1				0/1
Dr C W Tufnell MRCVS	1/2	3/4			1/1	0/1	1/1		6/9
Dr C M Whiting MRCVS	4/5	2/3		3/3		3/3			12/14
Appointed Members (Vet Schools/Vet Schools Council)¹									
Professor D J Argyle FRCVS (E)	0/2					0/1			0/3
Professor S Dawson FRCVS (Lv)	2/2	3/4			1/1	0/1	1/1		7/9
Professor T D H Parkin FRCVS (B)	5/5			3/4				8/10	16/19
Professor C J Proudman FRCVS (S)	5/5			2/3			2/3		9/11
Professor J L N Wood FRCVS (C)	7/7			1/1				0/1	8/9

Table 19. RCVS Council and committee membership and attendance (continued)

	Cncl	APC	ARC	EC	FRC	PIC/DC LC	RC	Stndrds	Total
Number of meetings in above period	7	4	4	4	4	4	4	11	42
Appointed Members (Lay)									
Professor D Bray	7/7		4/4						11/11
Mr J M Castle	7/7							11/11	18/18
Ms L Ford	7/7			4/4			4/4		15/15
Mrs C-L McLaughlan	7/7				2/3			11/11	20/21
Mr T J Walker	7/7	3/3			4/4				14/14
Ms J S M Worthington	7/7				4/4	4/4			15/15
Mrs B S Andrews-Jones RVN	5/7						4/4	9/11	18/22
Mr M E Rendle RVN	5/7	3/4			2/3				10/14
Observer									
Dr C H Middlemiss MRCVS	4/7								4/7

This section lists the members of RCVS Council and committees, and VN Council members, from 9 July 2021 to 8 July 2022, and their attendance record during the year under review (1 April 2020 to 31 March 2021).

¹ Governance LRO next transitional step moved from an appointed member from each vet school, to 3 members in total appointed by Vet Schools Council from 10/7/20.

Key

Cncl – RCVS Council

APC – Advancement of the Professions Committee

ARC – Audit and Risk Committee

EC – Education Committee

FRC – Finance and Resources Committee

PIC/DC LC – PIC/DC Liaison Committee

RC – Registration Committee

Stndrds – Standards Committee

Universities:

B = Bristol

C = Cambridge

E = Edinburgh

G = Glasgow

Lv = Liverpool

Ln = London

N = Nottingham



Royal College of Veterinary Surgeons

The Cursitor, 38 Chancery Lane,
London WC2A 1EN

T 020 7222 2001 F 020 7222 2004

E info@rcvs.org.uk  [@theRCVS](https://twitter.com/theRCVS)

www.rcvs.org.uk