

RCVS FACTS

FACTS AND FIGURES FROM THE ROYAL COLLEGE OF VETERINARY SURGEONS

2021



Welcome to *RCVS Facts 2021*.

Here you will find everything from the number of UK veterinary students, through the distribution of veterinary surgeons and veterinary nurses across the UK, to a summary of the number of concerns and disciplinary hearings we have dealt with.

For a review of our financial activities, you can download our Annual Report 2021 from www.rcvs.org.uk/publications.

Year in review is: 1 April 2020 to 31 March 2021, unless otherwise stated.



Profile of the professions

Numbers and distribution of RCVS members	4
Breakdown of members by category of registrable qualification	5
Breakdown of principal RCVS membership categories	5
UK-practising veterinary surgeons by age and gender	6
UK-practising members by stated ethnic group	6
Registered veterinary nurses by age and gender	7
Registered veterinary nurses by stated ethnic group	7
Numbers of practising veterinary surgeons / registered veterinary nurses in the UK	8
Numbers of RCVS-accredited practices in the Practice Standards Scheme / registered veterinary premises in the UK	8
Breakdown of PSS veterinary premises by accreditation type	8
Registration of veterinary surgeons and veterinary nurses	9
Fees for veterinary surgeons and veterinary nurses	9
Number of new registrations based on registrant's country of graduation / qualification recognition	10
Trends in registration of veterinary surgeons	11
Number of new VN registrations based on registrant's country of qualification	12
Trends in registration of veterinary nurses	13

Education

Undergraduate student numbers	14
Certificate in Advanced Veterinary Practice: number of module passes	16
Number of Certificates in Advanced Veterinary Practice awarded	18
New Fellows welcomed to the Fellowship in 2020, with breakdown by pathway	19
Current holders of RCVS postgraduate statuses, qualifications and awards	20
Number of Diplomas in Advanced Veterinary Nursing awarded	20
Numbers of veterinary nursing training practices, Awarding Organisations and Higher Education Institutions	20

Concerns, advice and disciplinary

Number of concerns raised about veterinary surgeons and registered veterinary nurses	21
Number and category of concerns registered and written requests for advice received for both veterinary surgeons and registered veterinary nurses	21
Number and type of case examinations and investigations by the Preliminary Investigation Committee (PIC) / Registered Veterinary Nurses Preliminary Investigation Committee (RVN PIC)	22
Summary of Disciplinary Committee hearings	23
Summary of cases handled outside the Disciplinary Committee (DC)	24

Councils, committees and staff

VN Council membership and attendance	25
Number of permanent RCVS and RCVS Knowledge staff	25
Practice Standards Scheme Assessors	25
RCVS Council and committee membership and attendance	26

Table 1. Numbers and distribution of RCVS members

Names entered on	31/3/20	Totals	31/3/21	Totals
General List I	21,321		22,059	
General List II	10,204		10,395	
Commonwealth List	2,148		2,084	
Foreign List	630		624	
Temporary List	46		9	
Supplementary Veterinary Register	6		5	
Total number of members		34,355		35,176
UK-practising		26,805		27,230
Overseas-practising		3,249		3,372
Non-practising				
United Kingdom	3,032		3,243	
Overseas	635		736	
		3,667		3,979
Republic of Ireland¹		582		581
Other				
Temporary List	46		9	
Supplementary Veterinary Register	6		5	
		52		14
Total number of members		34,355		35,176

¹ Veterinary surgeons resident in the Republic of Ireland who qualified before 1 June 1988 and remain RCVS members (and who must also register with the Veterinary Council of Ireland)

Notes

General List I – members who have a recognised UK qualification.

General List II – members who have a scheduled EU qualification.

Commonwealth List – members who have an accepted Commonwealth qualification, or who have a Commonwealth qualification and have passed the RCVS Statutory Examination for Membership.

Foreign List – members who have an accepted overseas qualification, or who have an overseas qualification and have passed the RCVS Statutory Examination for Membership.

Temporary List – temporary members or visiting European veterinary surgeons.

Supplementary Veterinary Register – members who were, or were entitled to be, Registered Veterinary Practitioners prior to the introduction of the Veterinary Surgeons Act 1966.

Figure 1. Breakdown of members by category of registerable qualification

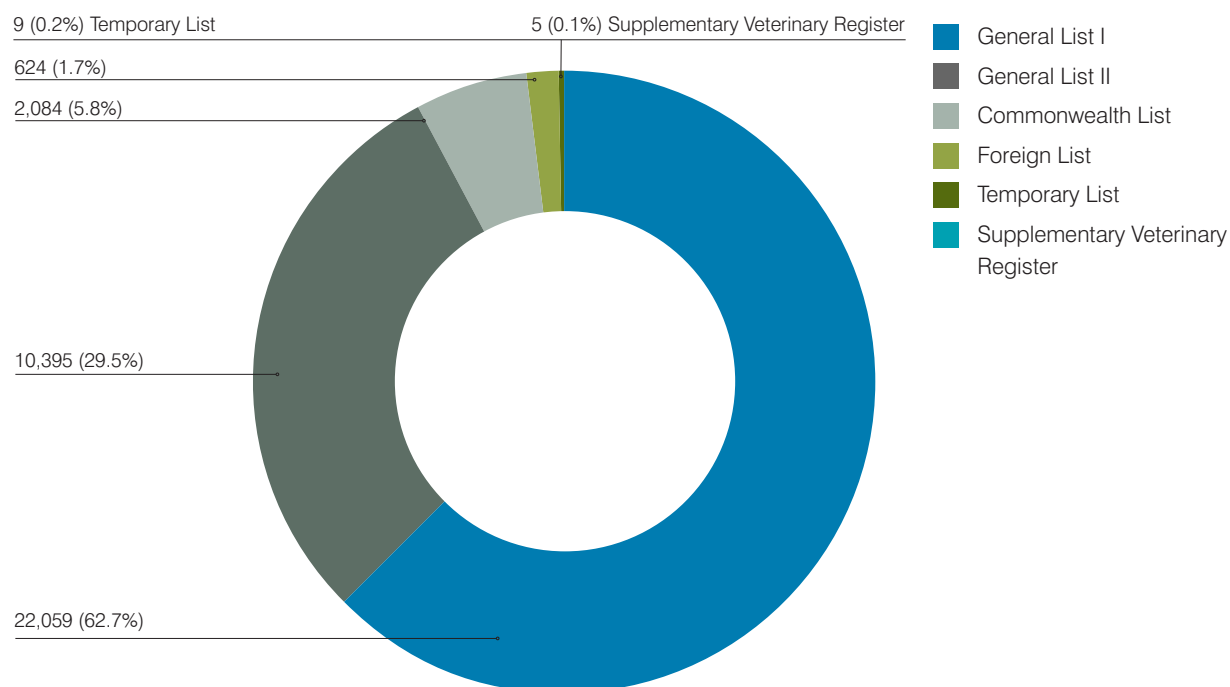


Figure 2. Breakdown of principal RCVS membership categories

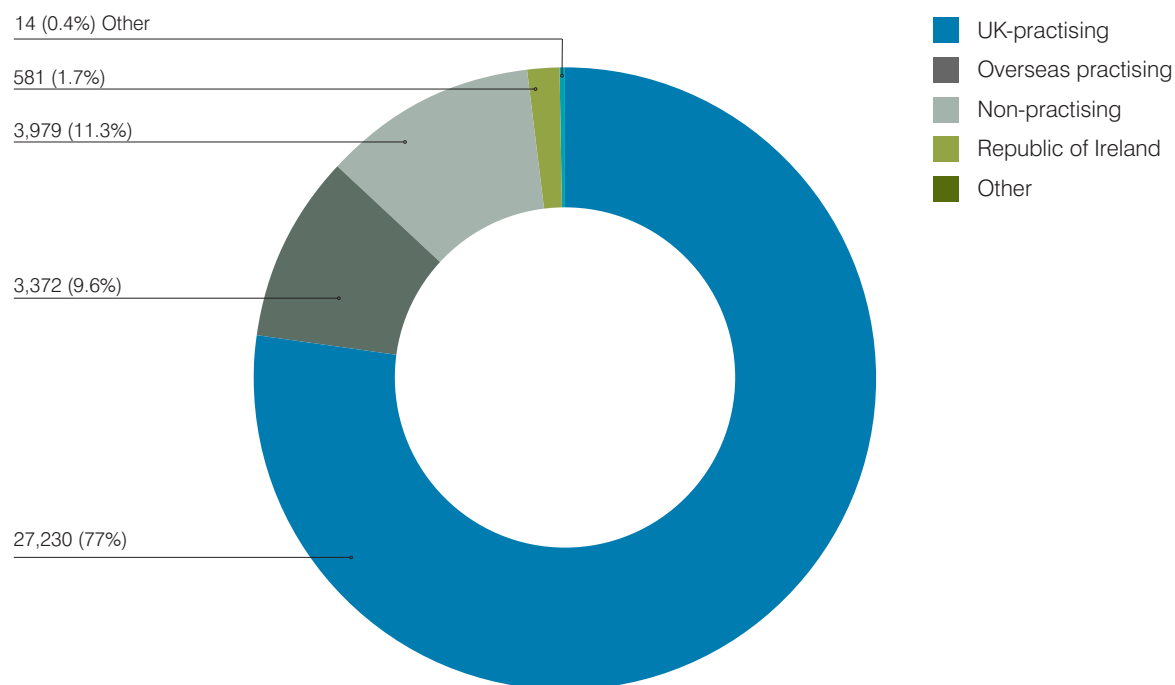


Figure 3. UK-practising veterinary surgeons by age and gender

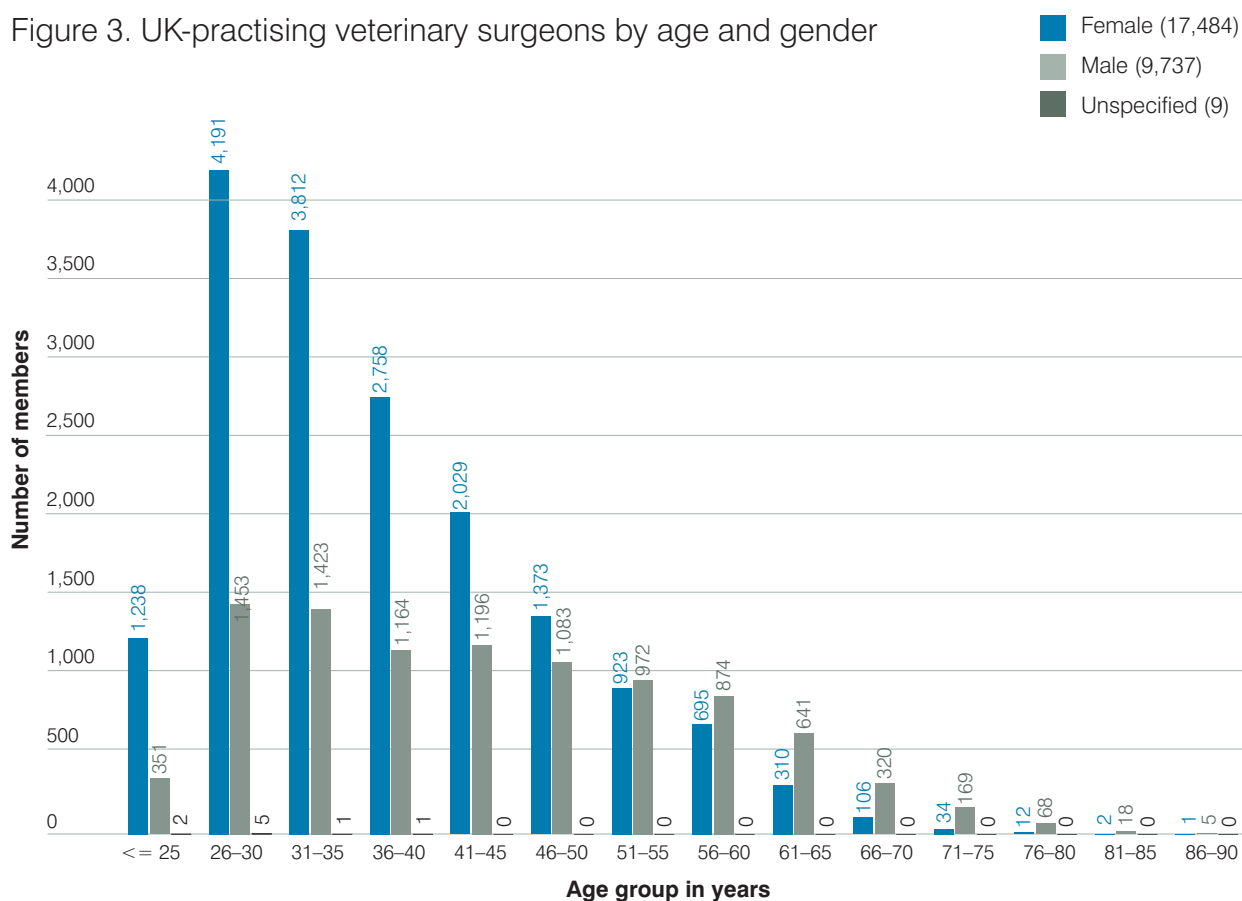


Figure 4. UK-practising members by stated ethnic group

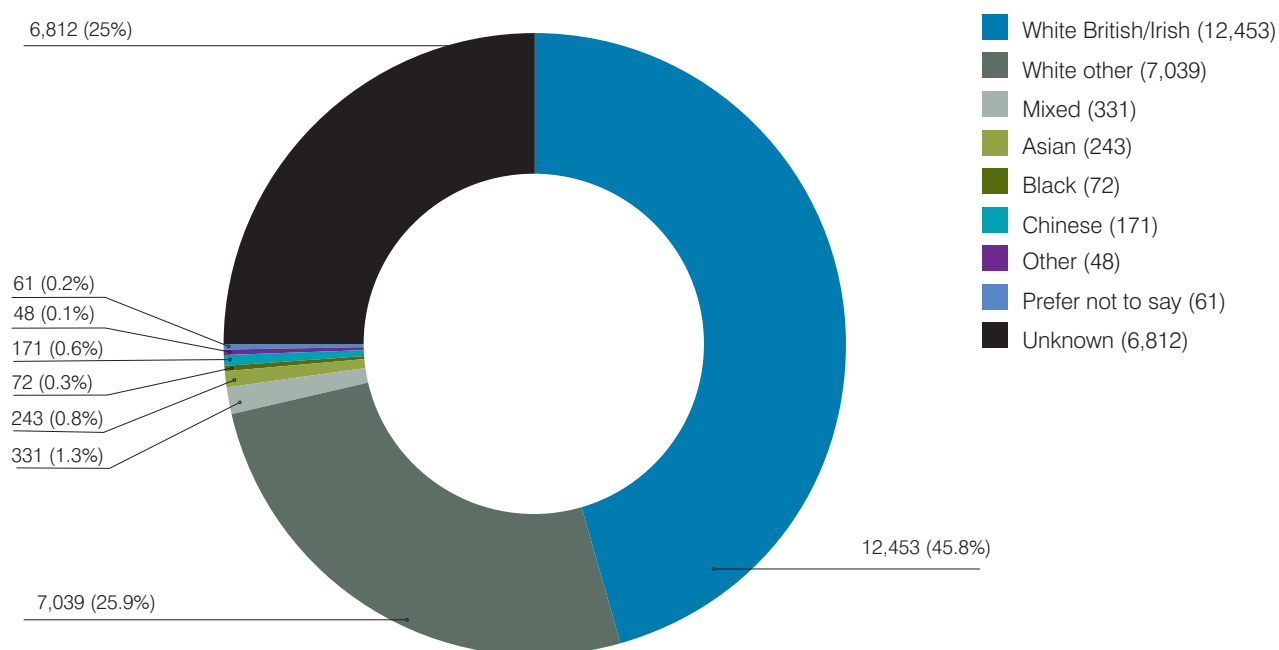


Figure 5. Registered veterinary nurses by age and gender

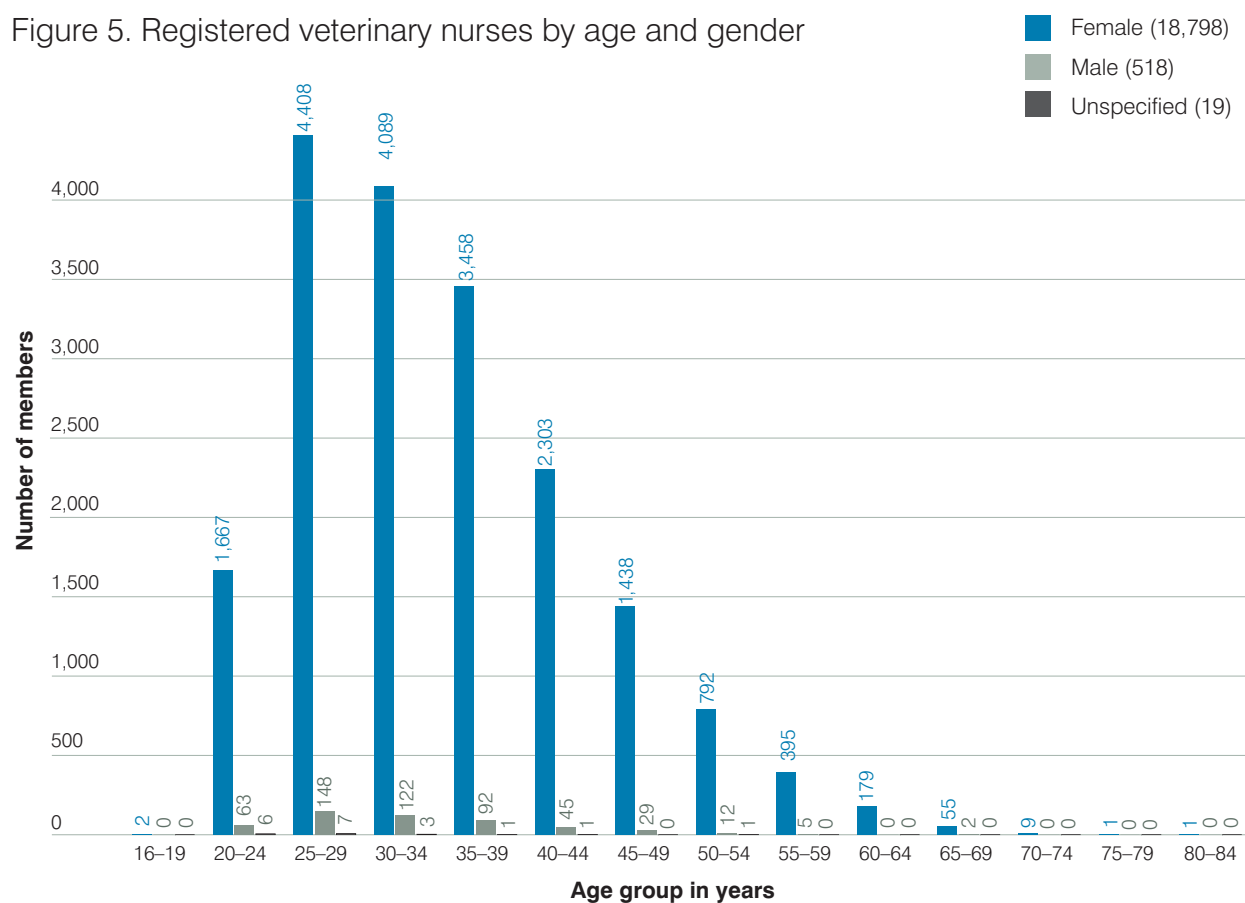


Figure 6. Registered veterinary nurses by stated ethnic group

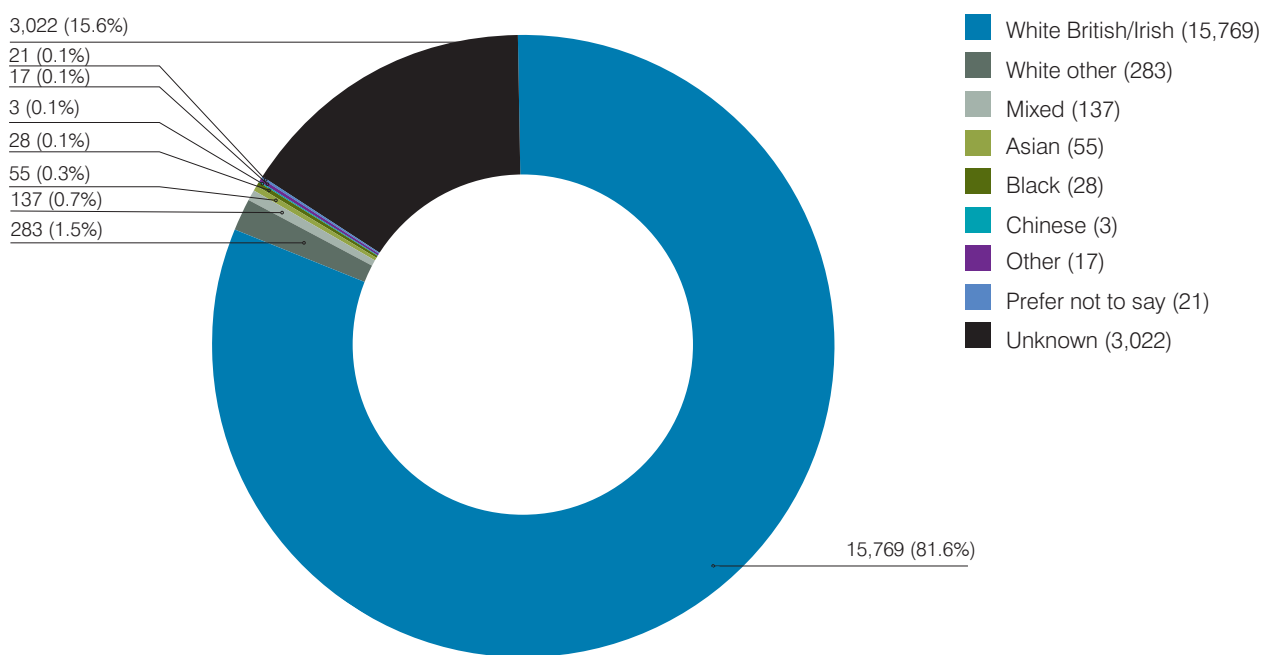
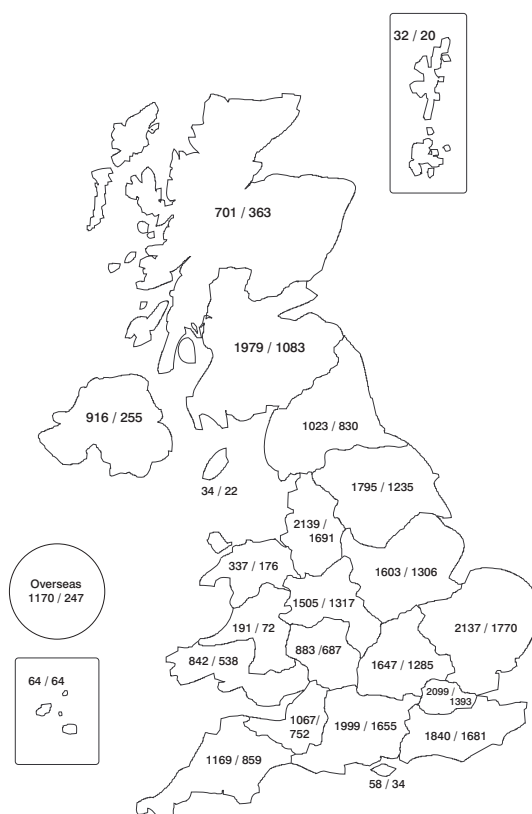
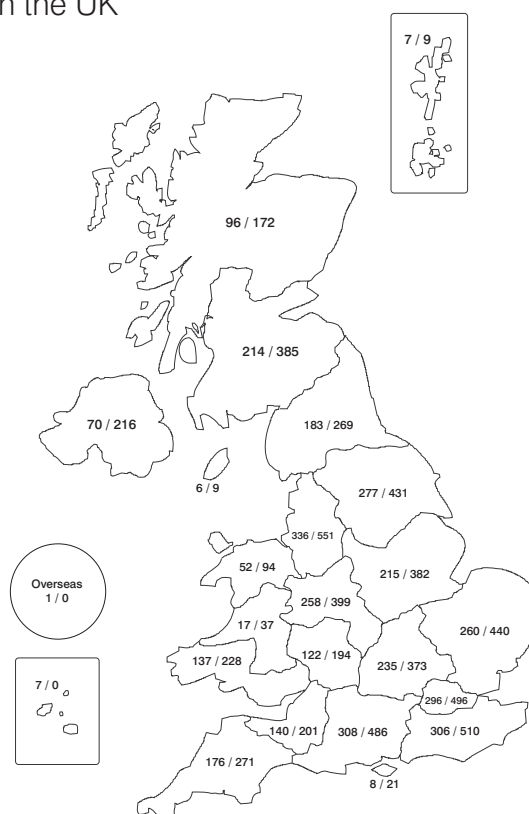


Figure 7. Numbers of practising veterinary surgeons / registered veterinary nurses in the UK



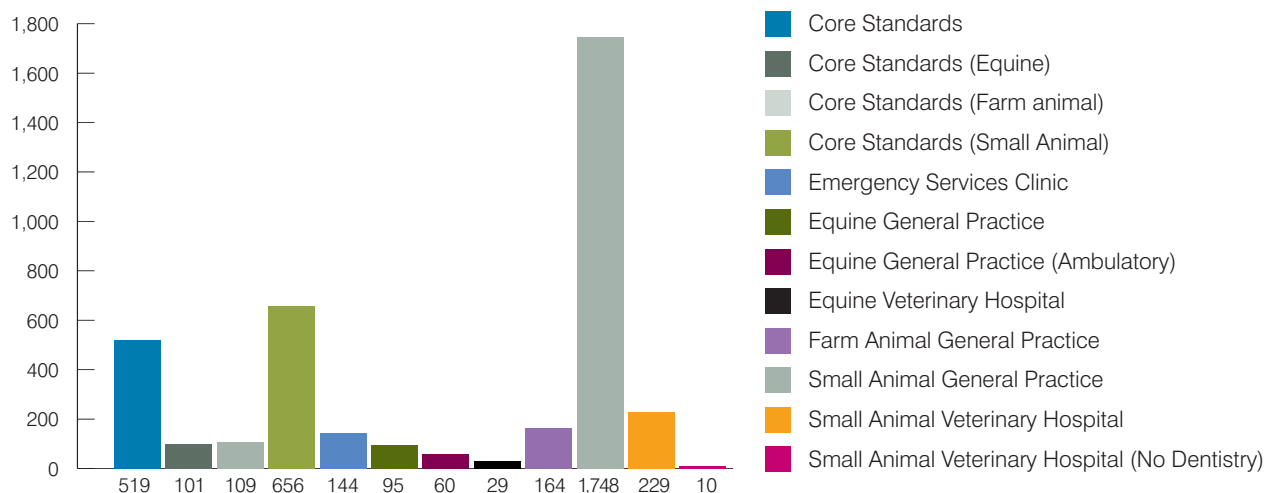
NB: 26,060 of the 27,230 UK-practising veterinary surgeons and 19,088 of the 19,335 registered veterinary nurses have UK addresses recorded as their Registered address.

Figure 8. Numbers of RCVS-accredited practices in the Practice Standards Scheme / registered veterinary premises in the UK



NB: 96/172 = of the 172 registered veterinary premises in the region, 96 are under the ambit of the RCVS Practice Standards Scheme (PSS). Totals = 3,727/6,174. Veterinary practice premises in the Channel Islands are not required to be registered on the Register of Veterinary Practice Premises

Figure 9. Breakdown of PSS veterinary premises by accreditation type



NB: includes 3,864 accreditation types awarded across 3,297 veterinary practice premises accredited by the RCVS Practice Standards Scheme. Some premises have multiple accreditation types. Note that accreditation levels are only held by accredited premises, and not candidate premises.

Table 2. Registration of veterinary surgeons and veterinary nurses

Numbers are as at 31 March for each year.

	2019	2020	2021
Veterinary surgeons			
Total on Register	33,055	34,355	35,176
New registrations ¹	2,422	2,194	1,862
Removals	933	1,084	1,209
Restorations	195	203	223
Veterinary nurses			
Total on Register	17,168	18,480	19,335
New Registrations	1,712	1,643	1,237
Removals	651	623	609
Restorations	356	299	221

¹ New registrations can include individuals who have been removed and subsequently restored within the year period.

Table 3. Fees for veterinary surgeons and veterinary nurses

	01/04/20 (£)	01/04/21 (£)
Veterinary surgeons		
Registration fees		
Registration (between 1 April & 30 September)	364	364
Registration (between 1 October & 31 March)	182	182
New graduates	182	182
Temporary	364	364
Temporary restricted to 6 months or less	182	182
Annual retention fees		
UK-practising	364	364
Overseas practising	182	182
Non-practising	60	60
Non-practising (70+)	Free	Free
Supplementary Veterinary Register	Free	Free
Restoration fees		
Restoration fees following voluntary removal ¹	91	91
Restoration fees following non-payment removal ²	364	364
Veterinary nurses		
VN registration fee	136	136
VN annual retention fee	74	74
VN restoration fee ³	62	62

¹ Plus the proportion of the annual retention fee for the remaining year.

² Plus full retention fee for membership category type at time of removal.

³ Plus relevant annual retention fee, full fee in first 6 months half in second.

Table 4. Number of new registrations 2015/16 – 2020/21 based on registrant's country of graduation / qualification recognition

Names entered on	2015/16	2016/17	2017/18	2018/19	2019/20	2020/21
Non-EU/EEA						
Australia	110	86	102	112	95	26
Canada	10	7	5	7	6	3
New Zealand	21	21	25	26	23	3
South Africa	20	34	30	28	58	54
United States of America	12	13	21	28	17	14
Sub-total (Non-EU/EEA)	173	161	183	201	199	100
EU/EEA/CH						
Austria	4	13	4	7	6	8
Belgium	18	21	25	42	33	19
Bulgaria	21	23	24	27	14	8
Croatia	8	10	17	18	12	12
Czech Republic	11	12	12	21	28	9
Denmark	7	4	7	2	10	6
Estonia	4	7	2	7	–	4
Finland	1	1	2	1	2	–
France	23	20	20	21	21	13
Germany	25	19	10	20	19	5
Greece	46	40	55	73	52	32
Hungary	36	38	35	63	39	38
Ireland	62	50	56	55	34	37
Italy	149	144	139	150	126	63
Latvia	3	2	2	4	3	3
Lithuania	10	10	12	13	12	3
Netherlands	17	12	8	10	5	2
Norway [EEA]	3	3	3	2	4	–
Poland	89	110	93	115	93	43
Portugal	64	73	83	126	76	55
Romania	160	150	133	209	121	75
Slovakia	22	32	38	33	42	32
Slovenia	6	6	9	1	8	–
Spain	171	167	198	292	227	203
Sweden	1	1	1	2	1	1
EU-recognised qualifications ¹	9	5	11	10	9	8
Sub-total (EU/EEA/CH)	975	976	1,005	1,324	997	679
RCVS Statutory Examination for Membership						
	6	15	13	12	10	6
Total outside UK	1,154	1,153	1,201	1,538	1,207	785
UK graduates	910	910	868	884	987	1,077
Total	2,064	2,063	2,069	2,422	2,194	1,862

¹ Under EU Directive 2005/36/EU, in 2020/21 we registered 8 EU nationals or Community Rights-entitled persons holding qualifications from third countries that are recognised by the regulatory authority in an EU member state.

Figure 10. Trends in registration of veterinary surgeons

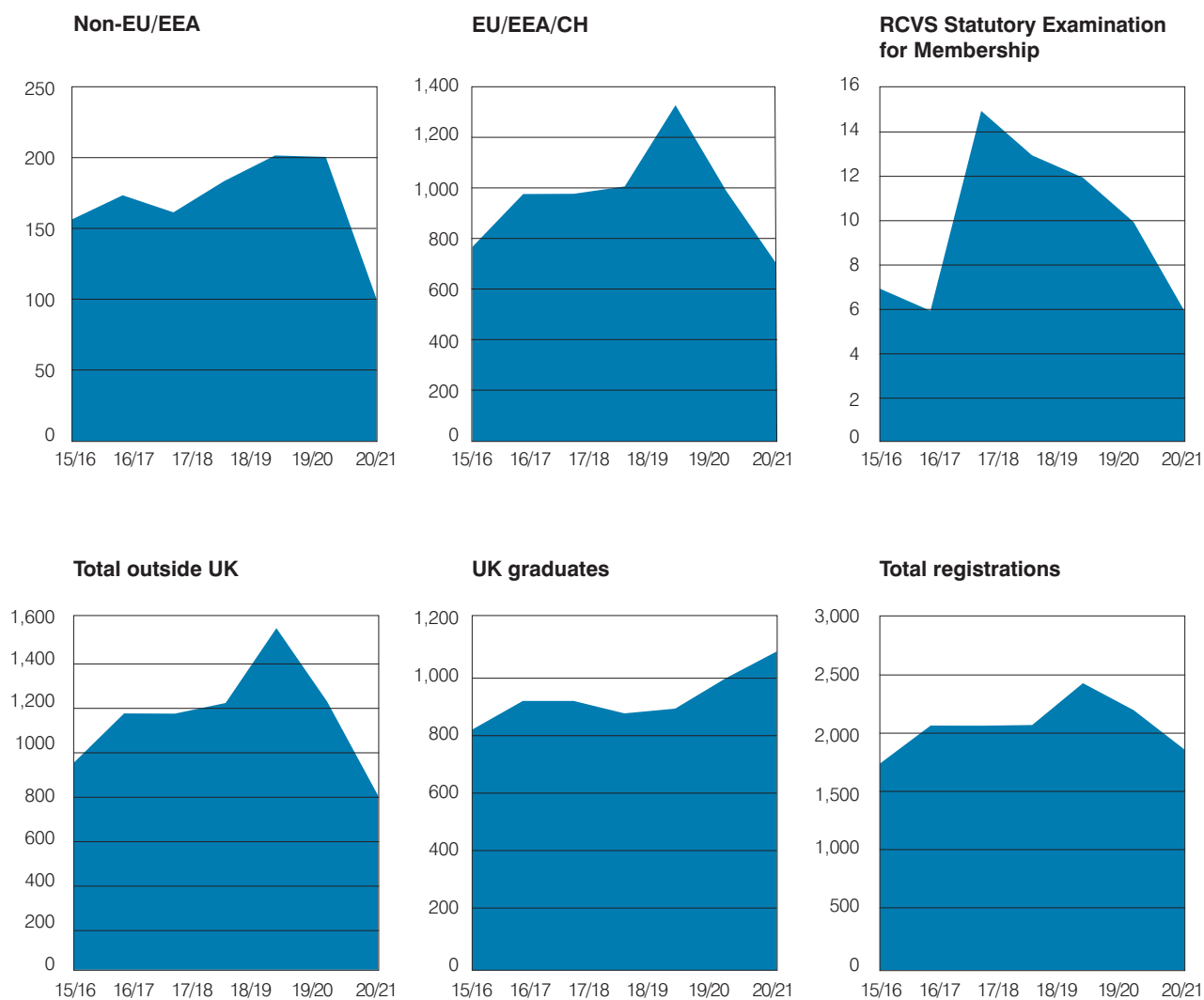


Table 5. Number of new VN registrations 2015/16 – 2020/21 based on registrant's country of qualification

Names entered on	2015/16	2016/17	2017/18	2018/19	2019/20	2020/21
Non-EU/EEA						
Australia	9	13	15	18	14	3
Canada	0	3	0	1	2	1
Hong Kong	4	0	3	0	0	0
New Zealand	8	6	7	6	5	1
Russia	1	0	0	0	0	0
Serbia	0	1	0	0	0	0
South Africa	5	2	2	2	1	2
United States of America	2	0	4	2	3	1
Sub-total (Non-EU/EEA)	29	25	31	29	25	8
EU/EEA						
Belgium	1	2	1	2	1	0
Croatia	0	0	0	0	0	1
Denmark	0	0	0	0	2	0
Finland	0	0	0	1	0	0
France	0	0	1	0	0	0
Germany	0	1	0	0	0	2
Ireland	45	37	24	21	15	20
Italy	0	0	3	3	5	0
Lithuania	0	1	1	1	0	0
Netherlands	3	7	2	3	0	1
Norway	1	0	0	0	0	0
Poland	0	1	2	2	0	1
Portugal	3	19	16	11	14	2
Spain	1	0	1	0	0	0
Sub-total (EU/EEA)	54	68	51	44	37	27
Total trained outside the UK	83	93	82	73	62	35
Total trained in the UK	1,036	1,233	1,305	1,639	1,581	1202
Overall total	1,119	1,326	1,387	1,712	1,643	1237

N.B The number of nurses from each country has been amended to correct inaccuracies in the data originally published.
The total nurses trained outside the UK remains the same.

Figure 11. Trends in registration of veterinary nurses

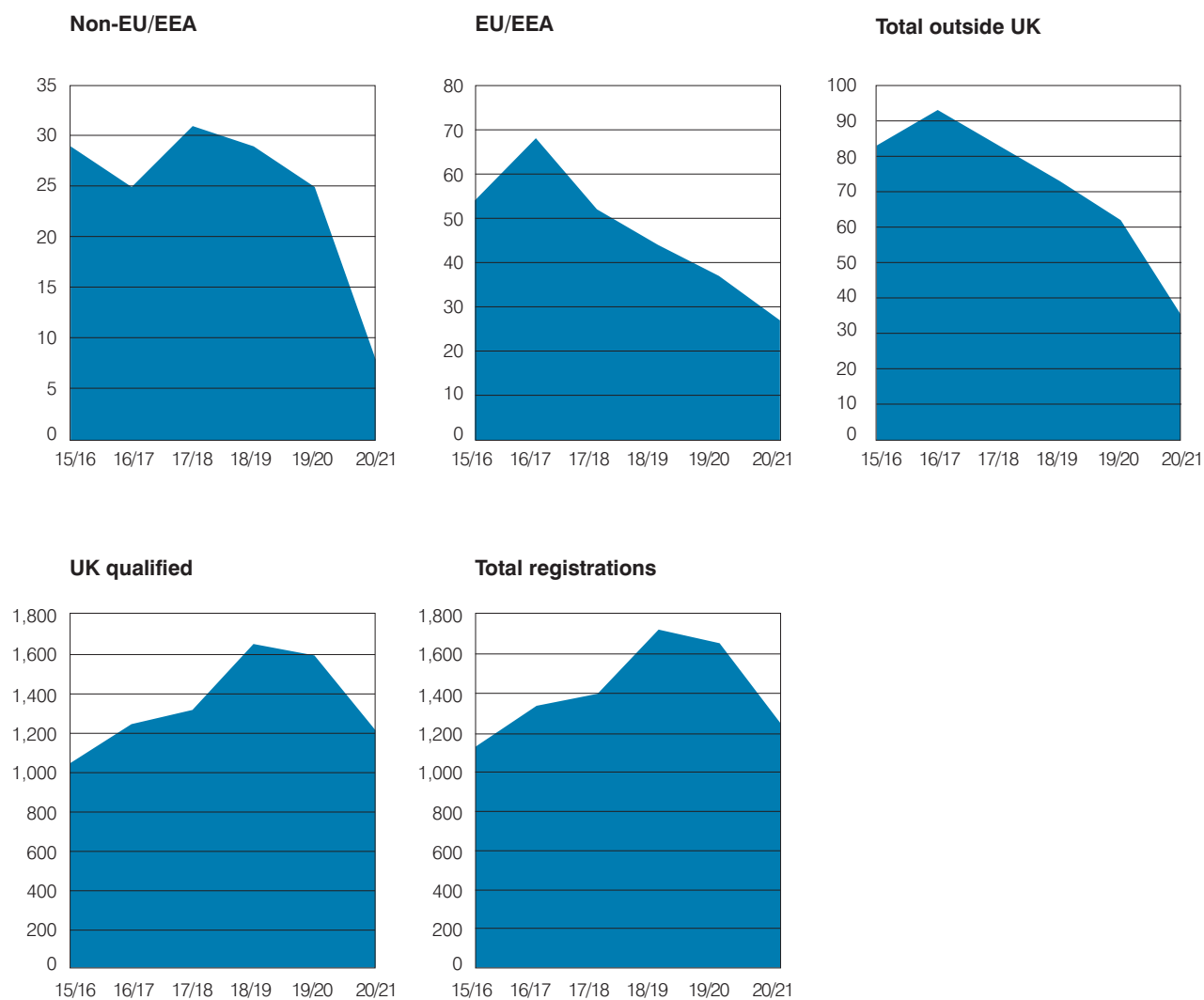


Table 6. Undergraduate student numbers 2020 to 2021

UK veterinary school students		Admissions to the first year of the veterinary course in 2020/2021			Admissions to the second or later year of the veterinary course in 2020/2021			Students admitted with a degree		
		M	F	Total	M	F	Total	M	F	Total
Bristol	UK	25	138	181	1	0	1	9	35	55
	EU	0	7		0	0		2	3	
	Overseas	4	7		0	0		2	4	
Cambridge	UK	10	62	78	0	0	0	0	1	3
	EU	0	4		0	0		0	2	
	Overseas	1	1		0	0		0	0	
Edinburgh	UK	11	53	107	2	3	67	2	4	72
	EU	1	8		1	3		1	3	
	Overseas	7	27		7	51		7	55	
Glasgow	UK	18	52	137	0	0	0	1	1	44
	EU	0	2		0	0		0	1	
	Overseas	10	55		0	0		7	34	
Liverpool	UK	33	164	207	0	1	1	1	16	19
	EU	1	9		0	0		1	1	
	Overseas	0	0		0	0		0	0	
London	UK	34	123	237	0	0	0	11	44	141
	EU	2	7		0	0		1	5	
	Overseas	15	56		0	0		12	68	
Nottingham³	UK	61	235	313	0	0	0	0	3	7
	EU	1	13		0	0		0	3	
	Overseas	0	3		0	0		0	1	
SGU	UK	0	1	258**	0	0	0	0	1	129
	EU	0	0		0	0		0	0	
	Overseas	46	209		0	0		26	102	
Surrey	UK	16	104	143	0	0	0	8	16	29
	EU	2	19		0	0		0	2	
	Overseas	0	2		0	0		3	0	
TOTALS		298	1,361	1,659	11	58	69	94	405	341

¹ Total number of students in the six-year degree course at Cambridge, both the five-year and six-year degree courses at London, and the five-year degree courses at the other veterinary schools. These totals also include students on preparatory 'year-zero' courses. Bristol admitted 12 students; RVC admitted 54 students (plus 114 students admitted to the Graduate Accelerated Year); Edinburgh admitted 54 students; Liverpool admitted 5 students; Nottingham admitted 34 students.

² All Cambridge students taking the six-year VetMB degree spend their third year taking the Cambridge tripos, leading to a BA degree.

* Not recorded.

** Total includes applicants that declined to state or identified as gender neutral.

³ Nottingham has two cohorts, April and September, in this table, the two have been combined for a total number

Total numbers attending the veterinary degree course ¹			Veterinary students taking an intercalated science course in 2020/2021			Numbers of intercalated degree holders ²			Number of applications received for current academic year			Numbers of students obtaining a veterinary degree in 2020		
M	F	Total	M	F	Total	M	F	Total	M	F	Total	M	F	Total
162	621	854	2	10	13	6	31	37	244	960	1,475	27	109	143
4	27		0	1		0	0		15	93		1	3	
14	26		0	0		0	0		26	137		1	2	
57	291	376**	0	0	0	0	0	0	666	265	431	19	40	63
0	12		0	0		0	0		2	45		0	1	
5	10		0	0		0	0		6	47		0	3	
41	314	792	0	9	10	1	17	24	156	566	1,560**	11	67	153
12	49		0	1		0	2		42	194		1	6	
54	322		0	0		0	4		93	506		8	60	
73	250	677	1	0	1	2	2	4	89	280	1,074	10	50	106
2	10		0	0		0	0		39	174		0	1	
51	291		0	0		0	0		94	398		10	35	
159	664	867	3	8	12	2	11	14	190	923	1,294	25	120	145
9	33		0	1		0	1		11	67		0	2	
0	2		0	0		0	0		22	81		1	2	
198	728	1,486**	1	16	20	6	31	41	203	907	1,780	47	161	288
10	35		0	0		0	2		27	110		1	6	
80	433		0	3		0	2		99	434		13	60	
193	734	968	2	6	8	3	3	7	275	1192	1,756	23	106	135
5	26		0	0		0	1		20	143		0	4	
1	9		0	0		0	0		22	104		0	2	
3	3	923**	0	0	0	0	0	0	4	1	1,070*	1	2	177
1	1		0	0		0	0		2	1		0	1	
162	752		0	0		0	0		218	843		38	135	
110	514	691	0	3	3	0	1	1	159	696	1,076	22	81	108
7	46		0	0		0	0		121	9		1	3	
1	13		0	0		0	0		21	70		0	1	
1,414	6,216	7,634	9	58	67	20	108	128	2,866	9,246	12,112	260	1,063	1,318

Table 7. Certificate in Advanced Veterinary Practice:
number of module passes as at 31 March 2021

Module code	Module title	Number of module passes
A-FAVP.1	Foundations of Advanced Veterinary Practice	2,845
A-PKS.1	Professional Key Skills	667
B-CKS.0	Clinical Key Skills	687
B-EP.3	Equine Practice	827
B-GVM.5	Global Veterinary Medicine	4
B-LAS.4	Laboratory Animal Science	4
B-PAP.2	Production Animal Practice	243
B-SAP.1	Small Animal Practice	1,834
B-ZM.6	Zoological Medicine	89
C-AWSEL.1	AWSE&L – Introduction & Theory	7
C-AWSEL.2	AWSE&L – Applying the Theory	3
C-C.1	Management and Diseases of Beef Cattle	12
C-C.2	Dairy Nutrition and Production	10
C-C.3	Dairy Health and Fertility	12
C-C.4	Bovine Nutrition, Husbandry and Lactogenesis	98
C-C.5	Bovine Reproduction	117
C-C.6	Bovine Mastitis and Lameness	96
C-C.7	Youngstock Rearing and infectious Diseases	106
C-CAM.3	Clinical Camelid Practice B	7
C-E.1	Equine Gastrointestinal Disease & Intensive Care	283
C-E.10	Stallion Reproduction & Breeding Management	87
C-E.11	Equine - Foal, Yearling, Study, Herd Health	110
C-E.12	Equine Dentistry – Equine Dental Anatomy and Physiology	66
C-E.13	Equine Dentistry – Equine Dental Care, Diagnosis & Treatment	75
C-E.14	Equine Dentistry – Equine Dental Surgery	71
C-E.15	Basic Equine Practice Part 1	75
C-E.16	Basic Equine Practice Part 2	76
C-E.17	Basic Equine Practice Part 3	87
C-E.2	Equine Cardiovascular & Respiratory Diseases	241
C-E.3	Equine General Medicine	277
C-E.4	Equine Neuromuscular, Behaviour & Special Senses	122
C-E.5	Basic Equine Surgery	186
C-E.6	Lameness (A)	200
C-E.7	Lameness (B)	180
C-E.9	Mare Reproduction & Breeding Management	105
C-EBVM.1	Evidence Based Veterinary Medicine	52
C-ECC.1	Critical Care	22
C-ECC.2	Emergency Care A	169
C-ECC.3	Emergency Care B	171
C-LAS.1	Laboratory Animals – Anaesthesia & Analgesia	2
C-LAS.2	Animal Models, Human Endpoints & Study Design	1
C-LAS.3	Laboratory Animals – Genetically Modified Animals	1
C-LAS.4	Diseases of Laboratory Animals	2
C-S.1	Sheep – Diseases of Adult Sheep	52
C-S.2	Sheep Reproduction, Pregnancy & Parturition	43
C-S.3	Sheep – Diseases of Lambs & Parasitic Diseases	46
C-SAM.1	Canine-cardiovascular Disorders	1
C-SAM.10	Small Animal Medicine C – Mixed	460
C-SAM.2	Canine-gastrointestinal Disorders	1

Module code	Module title	Number of module passes
C-SAM.3	Canine-endocrine and Metabolic Disorders	1
C-SAM.4	Feline-Cardiovascular Disorders	69
C-SAM.5	Feline-gastrointestinal Disorders	52
C-SAM.6	Feline-endocrine and Metabolic Disorders	40
C-SAM.8	Small Animal Medicine A Mixed	505
C-SAM.9	Small Animal Medicine B – Mixed	463
C-SAS.1	Small Animal Surgery	440
C-SAS.2	Small Animal Soft Tissue Surgery (A)	192
C-SAS.3	Small Animal Soft Tissue Surgery (B)	229
C-SAS.6	Small Animal Orthopaedic Surgery (A)	161
C-SAS.7	Small Animal Orthopaedic Surgery (B)	187
C-VA.1	Small Animal Anaesthesia & Analgesia	127
C-VA.2	Equine Anaesthesia & Analgesia	70
C-VA.3	Veterinary Anaesthesia Critical Care Analgesia	219
C-VBM.1	Veterinary Business Management; Marketing	72
C-VBM.2	Veterinary Business Management; Financial Accounting	65
C-VBM.3	Veterinary Business Management; Human Resources	80
C-VBM.4	Veterinary Business Management; Business Strategy	83
C-VC.1	Cardiovascular Anatomy, Physiology & Pathology	121
C-VC.2	Cardiovascular Diagnostics	98
C-VC.3	Cardiovascular Therapeutics	78
C-VCG.1	Clinical Governance in Veterinary Practice	2
C-VCM.1	Principles of Coaching & Mentoring Development in Vet Practi	1
C-VCR.1	Veterinary Clinical Research	1
C-VD.1	Veterinary Dermatology – Core Material	146
C-VD.2	Veterinary Dermatology – Small Animal (A)	107
C-VD.3	Veterinary Dermatology – Small Animal (B)	99
C-VD.4	Veterinary Dermatology – Equine	47
C-VDI.1	Diagnostic Imaging in Practice	140
C-VDI.2	Diagnostic Imaging – Small Animal Orthopaedics	78
C-VDI.3	Diagnostic Imaging – Small Animal Soft Tissue	102
C-VDI.4	Diagnostic Imaging – Large Animal (A)	111
C-VDI.5	Diagnostic Imaging – Large Animal (B)	42
C-VEPI.1	Veterinary Epidemiology: Methods in Surveillance and Field I	1
C-VEPI.3	Veterinary Epidemiology: Quant - Methods	2
C-VGP.1	Veterinary General Practice – Clinical Audit	32
C-VGP.2	Veterinary General Practice – Consultation skills	16
C-VGP.3	VGP - Professional Responsibility & Practice	12
C-VML.1	Veterinary Management and Leadership	3
C-VP.1	Basic Tissue Pathology, Necropsy & Biopsy	3
C-VP.2	Clinical pathology – Laboratory Diagnostics	6
C-VPH.1	Animal Welfare in the Food Chain	2
C-VPH.2	Hygienic Production of Food	2
C-VPH.3	Zoonoses And Infectious Diseases	4
C-ZM.1	Zoological Medicine – Wildlife	30
C-ZM.2	Zoological Medicine – Zoo Animals	25
C-ZM.3	Zoological Medicine – Small Pet Mammals	60
C-ZM.4	Zoological Medicine – Exotic Avian Species	60
C-ZM.5	Zoological Medicine – Reptiles	69
Total		15,487

Table 8. Number of Certificates in Advanced Veterinary Practice awarded as at 31 March 2021

Certificate subject	Designation	Total number of certificates awarded since inception of the modular certificate scheme
Certificate in Advanced Veterinary Practice*	CertAVP	787
Certificate in Advanced Veterinary Practice (Animal Welfare Science, Ethics and Law)	CertAVP(AWSEL)	2
Certificate in Advanced Veterinary Practice (Camelid Practice)	CertAVP(Cattle)	3
Certificate in Advanced Veterinary Practice (Cattle)	CertAVP(CP)	42
Certificate in Advanced Veterinary Practice (Emergency and Critical Care)	CertAVP(ECC)	39
Certificate in Advanced Veterinary Practice (Equine Dentistry)	CertAVP(ED)	31
Certificate in Advanced Veterinary Practice (Equine Lameness Diagnosis & Therapeutics)	CertAVP(EL)	10
Certificate in Advanced Veterinary Practice (Equine Medicine)	CertAVP(EM)	105
Certificate in Advanced Veterinary Practice (Equine Practice)	CertAVP(EP)	48
Certificate in Advanced Veterinary Practice (Equine Stud Medicine)	CertAVP(ESM)	23
Certificate in Advanced Veterinary Practice (Equine Surgery – Orthopaedics)	CertAVP(ESO)	56
Certificate in Advanced Veterinary Practice (Equine Surgery – Soft Tissue)	CertAVP(ESST)	23
Certificate in Advanced Veterinary Practice (General Small Animal Surgery)	CertAVP(GSAS)	106
Certificate in Advanced Veterinary Practice (Sheep)	CertAVP(Sheep)	11
Certificate in Advanced Veterinary Practice (Small Animal Medicine – Feline)	CertAVP(SAM-F)	5
Certificate in Advanced Veterinary Practice (Small Animal Medicine)	CertAVP(SAM)	125
Certificate in Advanced Veterinary Practice (Small Animal Practice)	CertAVP(SAP)	1
Certificate in Advanced Veterinary Practice (Veterinary Anaesthesia)	CertAVP(VA)	13
Certificate in Advanced Veterinary Practice (Veterinary Cardiology)	CertAVP(VC)	30
Certificate in Advanced Veterinary Practice (Veterinary Dermatology)	CertAVP(VD)	23
Certificate in Advanced Veterinary Practice (Veterinary Diagnostic Imaging)	CertAVP(VDI)	28
Certificate in Advanced Veterinary Practice (Veterinary General Practice)	CertAVP(VetGP)	13
Certificate in Advanced Veterinary Practice (Zoological Medicine)	CertAVP(ZM)	43
Total		1,567

NB: the total number of standard CertAVP can be lower than previous years as they can be superseded by designations.

Table 9. New Fellows welcomed to the Fellowship in 2021, with breakdown of numbers by pathway

Fellowship by Meritorious Contributions to Clinical Practice
Dr Alexandra H. A. Dugdale MA VetMB DVA DipECVAA PGCertLTHE PhD FRCVS
Ms Amanda K. Boag MA VetMB DipACVIM DipACVECC DipECVECC FRCVS
Mr Christopher J. Shales MA VetMB CertSAS DipECVS FRCVS
Dr Davina M. Anderson MA VetMB PhD DipECVS DSAS(Soft Tissue) FRCVS
Dr Emma J. Love BVMS CertVA DipECVAA DVA PhD FHEA FRCVS
Dr Enzo Vettorato CertVA PhD DipECVAA FRCVS
Dr Federico Corletto PhD CertVA DipECVAA FRCVS
Dr Giunio B. Cherubini DipECVN FRCVS
Dr Heidi Radke DipECVS DrMedVet FRCVS
Dr Ian A. Self BVSc BSc CertVA DipECVAA FHEA FRCVS
Dr Katherine Hughes BVSc BSc FRCPath PhD DipACVP FRCVS
Miss Martha J. Cannon BA VetMB DSAM(Feline) FRCVS
Mrs Nicola J Kulendra BVetMed CertVDI DipECVS FRCVS
Prof. Robert F. Smith BVSc BSc PhD DipECBHM FRCVS
Dr Sara M. Gould BVetMed DSAM FRCVS
Dr Silke Salavati DrMedVet DipECVIM-CA PhD FHEA FRCVS
Mr Timothy M. Charlesworth MA VetMB DSAS(Soft Tissue) FRCVS
Mr Timothy J. Phillips BVetMed CertEP CertEO DESTS DipECVS Barrister FRCVS
Mrs Yolanda Martinez Pereira DipECVIM-CA CertVC SFHEA DipECVIM-CA FRCVS
Dr Zoe J. Halfacree MA VetMB CertVDI DipECVS CertSAS FRCVS
Fellowship by Meritorious Contributions to Knowledge
Prof. David C. Brodbelt MA VetMB DVA DipECVAA PhD FRCVS
Dr Joan A. Smyth MVB PhD DipECVP FRCVS
Dr John F. Mee MVB PhD DipECBHM MVM FRCVS
Dr Kamalan Jeevaratnam DVM MSc PhD FRCVS
Prof. Michael V. Thrusfield MSc BVMS DTVM CBiol FRSB DipECVPH FRCVS
Dr Richard J. Piercy VetMB MA MSc DipACVIM FRCVS
Prof. Simon R. Bailey BVMS PhD FRCVS
Dr Victoria J. Brookes BVM&S MACVSc PhD FANZCVS FRCVS
Fellowship by Meritorious Contributions to the Profession
Dr Christianne E. Glossop BVetMed PhD FRCVS
Dr I. Daniella P. Dos Santos BVetMed FRCVS
Dr Emma E. Goodman Milne BVSc FRCVS
Dr Fiona M. Lovatt BVSc DSHP PhD DipECSRHM FHEA FRCVS
Prof. Jonathan M. E. Statham MA VetMB DCHP FRCVS
Prof. Madeleine R. L. H. Campbell BVetMed MA BA DipECAR PhD DipECAWBM(AWSEL) FRCVS
Mrs Pamela A. Mosedale BVetMed FRCVS
Mr Peter G. Orpin BVSc FRCVS
Dr Richard G. Harvey BVSc DVD PhD FRSB DipECVD FRCVS
Prof. Sheena M. Warman BVMS BSc DipECVIM-CA DSAM EdD FRCVS

Figure 12. Current holders of RCVS postgraduate statuses, qualifications and awards

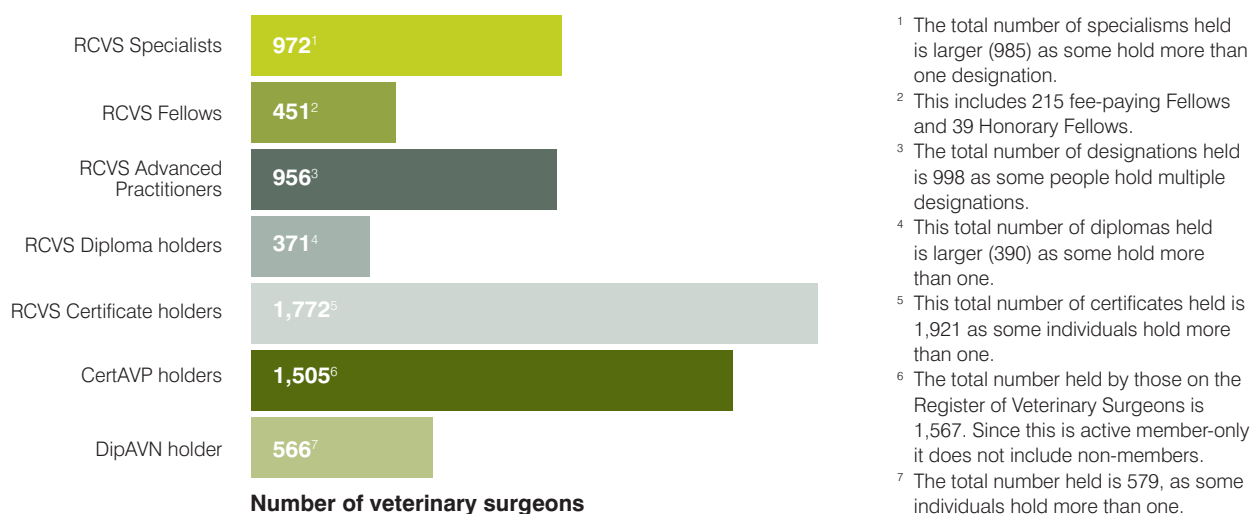


Table 10. Number of Diplomas in Advanced Veterinary Nursing (DipAVN) and Certificates in Advanced Veterinary Nursing (CertAVN) awarded

	2016	2017	2018	2019	2020	2021
DipAVN(Small Animal)	35	34	33	29	49	19
DipAVN(Equine)	2	1	1	1	-	1
CertAVN	-	-	-	-	-	21

NB: in 2015 and 2016, the Diplomas were awarded during the year under review, although published in April.

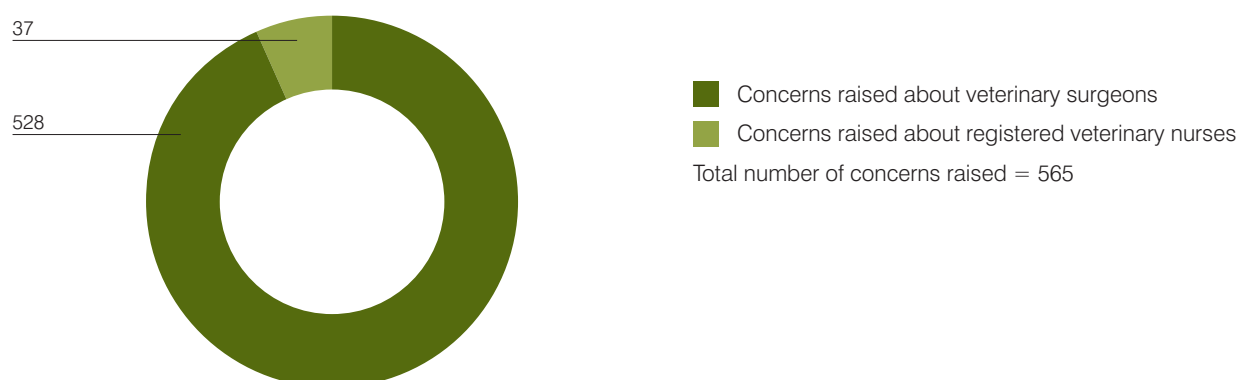
The first Certificate in Advanced Veterinary Nursing was awarded in 2021.

Table 11. Numbers of veterinary nursing training practices, Awarding Organisations and Higher Education Institutions

	01/01/2016	01/01/2017	01/01/2018	01/01/2019	01/01/2020	01/01/2021
Training practices	2,372	2,514	2,620	2,777	2,856	2,891
Awarding organisations	2	2	2	3	3	3
Higher education institutions	17	17	19	20	21	22

Please note that there was no CPD audit conducted in 2020, and therefore no CPD audit information is included in this report.

Figure 13. Number of concerns raised about veterinary surgeons and veterinary nurses.



Total enquiries registered – 1 April 2020 – 31 March 2021 = 3,167 (1,426 written enquiries and 1,741 telephone enquiries).

Total concerns registered – 1 April 2020 – 31 March 2021 = 565

Total advice registered – 1 April 2020 – 31 March 2021 = 5,441 (2,975 written advice and 2,466 telephone advice).

Table 12. Number and category of concerns registered and written requests for advice received for both veterinary surgeons and registered veterinary nurses

Category	Concerns	Advice
Referrals and second opinions	3	18
Veterinary care	390	150
24-hour emergency first aid and pain relief	6	56
Veterinary medicines	15	261
Communication between professional colleagues	2	17
Equine pre-purchase examinations	2	2
Euthanasia of animals	6	19
Practice information, fees & animal insurance	10	117
Fair trading requirements	0	10
Communication and consent	26	19
Use and re-use of samples, images, post mortems and disposal	0	7
Clinical and client records	5	55
Client confidentiality	2	53
Health	8	1
Veterinary teams and leaders	0	8
Delegation to Veterinary nurses	1	77
Treatment of animals by unqualified persons	0	154
Certification	10	49
Giving evidence for court	2	4

Table 12. Number and category of concerns registered and written requests for advice received for both veterinary surgeons and registered veterinary nurses (continued)

Category	Concerns	Advice
Advertising, endorsement, and publicity	3	346
Named Veterinary Surgeons	0	2
Miscellaneous procedures	18	21
Social media and online networking forums	0	26
Microchips and animals without microchips	4	43
Registration investigation	2	5
Restoration	1	1
Convictions	11	3
Covid-19	0	1,068
Data Protection	0	4
Raising concerns about a colleague	0	1
Riding establishments	0	41
Working hours	0	6
Recognised Veterinary Practice	0	16
Other	0	315
Total	565	2,975

Table 13. Number and type of case examinations and investigations by the Preliminary Investigation Committee (PIC) / Registered Veterinary Nurses Preliminary Investigation Committee (RVN PIC)

	2019/20	2020/21
Announced visits to veterinary practices and those raising concerns (No of interviews)	7 (10)	2 (2)
Unannounced visits to veterinary practices (No of interviews)	2 (2)	2 (1)
Health Protocol visits (No of interviews)	0	0
Performance Protocol visits (No of interviews)	0	0
Review visits (No of interviews)	0	0
Referral to external solicitors (No of formal witness statements taken)	13 (116)	25 (124)
Registration investigations (No of interviews)	0	0
Veterinary Surgeons Act 1966 – liaising with other agencies	8	6

NB: Generally, it is the PIC and RVN PIC that refers concerns raised to external solicitors.

Table 14. Summary of Disciplinary Committee (DC) hearings

Scheduled dates	Name	Days listed	Days sat	Complaint concerning	Outcome	Cost (£) ¹
Veterinary surgeons						
24/06/20 – 25/06/20 (Two-day hearing)	Dr Simon Wood	3	2	Application to be restored to the Register.	Application refused.	£23,855
30/06/20 – 01/07/20 (Two-day hearing)	Mr Warwick Seymour-Hamilton	2	2	Application to be restored to the Register.	Application refused.	£17,428
28/09/20 – 29/09/20 (Two-day hearing)	Dr Stephen Wilson	2	2	Allegations relating to providing inaccurate information to an insurer in respect of a dog he treated. Allegations of failing to have professional indemnity insurance (PII) or equivalent arrangements in place and failing to respond to reasonable requests from the College regarding his PII.	Undertaking by Dr Wilson to be removed from the RCVS Register accepted.	£28,635
12/10/20 (One-day hearing)	Mr Stephen Lomax	3	1	Conviction for careless driving causing death.	Case dismissed.	£7,181
08/12/20 – 09/12/20 (Two-day hearing)	Miss Laura Padron Vega	2	2	Application to be restored to the Register.	Application adjourned for seven months to allow Miss Padron Vega to develop a Return to Practice Plan.	£15,910
14/12/20 & 16/12/20 (Two-day hearing)	Mr David Chalkley	2	2	Allegations relating to dishonest certification in respect of TB tests conducted.	Application by Mr Chalkley for voluntary removal from the Register. The Disciplinary Committee directed that a full, public hearing into Mr Chalkley's conduct should be held. This hearing took place in May 2021.	£39,930

Table 14. Summary of Disciplinary Committee (DC) hearings (continued)

Scheduled dates	Name	Days listed	Days sat	Complaint concerning	Outcome	Cost (£) ¹
Veterinary surgeons						
25/02/21 (One-day hearing)	Mr Robert Andrew Crawford	1	1	Allegations of failing to provide adequate and appropriate care to a dog and failing to keep detailed clinical records for a number of animals and failing to provide them to another veterinary practice. Allegations of failing to have professional indemnity insurance (PII) or equivalent arrangements in place and failing to respond to reasonable requests from the College.	Undertaking by Mr Crawford to be removed from the RCVS Register accepted.	£14,576
01/03/21 – 02/03/21 (Two-day hearing)	Dr Vanja Fures	2	2	Allegation of providing the College with false details about the facts relating to the circumstances that led to his conviction.	Misconduct found – reprimand and warning.	£20,462
Registered veterinary nurses						
02/11/20 – 03/11/20 (Two-day hearing)	Mr Paul Chaney	5	2	A police caution relating to the unlawful administration and possession of veterinary medicines and allegations relating to false entries made in the clinical records of his own dog.	Removed from the Register.	£45,948
18/01/21 – 21/01/21 (Four-day hearing)	Mrs Karen Hancock	5	4	Allegations of dishonesty relating to an injury allegedly sustained while working in practice.	Removed from the Register.	£23,310
03/03/21 – 04/03/21 (Two-day hearing)	X Registered Nurse	2	2	Conviction for communicating with someone they believed to be aged under 16 for purposes of sexual gratification.	Removed from the Register.	£14,999

¹ The cost of the case to the RCVS includes all external legal costs from receipt of the concern onwards, and the cost of the Preliminary Investigation and Disciplinary Committee, but excludes RCVS staff costs. Costs have not been incurred exclusively in the year under review and may have been incurred in previous years.

Table 15. Summary of cases handled outside the Disciplinary Committee (DC)

Identification ¹	Complaint concerning	Outcomes	Cost (£) ²
Health Protocol cases			
Case 1	Alcohol / drug misuse	Health protocol / undertakings	£17,700

¹ Unless referred to a DC hearing, all cases remain anonymous

² The costs relating to these cases are cumulative: some commenced before 1 April 2020 and others will continue after 31 March 2021.

Table 16. VN Council membership and attendance
1 April 2020 – 31 March 2021

	VN Council	VN Education Committee
Elected Members		
Elizabeth Cox RVN	3/3	
Jane Davidson RVN	2/3	
Susan Howarth RVN	3/3	4/4
Andrea Jeffery RVN	2/3	
Racheal Marshall RVN	1/1	
Matthew Rendle RVN	3/3	
Claire Roberts RVN	2/2	
Appointed veterinary nurse members		
Belinda Andrews-Jones RVN	3/3	
Katherine Kissick RVN	1/3	
Appointed veterinary surgeon members		
Joanna Dyer MRCVS	3/3	
Lucie Goodwin MRCVS	1/1	
Katherine Richards MRCVS	2/2	
Appointed lay members		
Alison Carr	3/3	
Dominic Dyer	3/3	
Sarah Fox	2/2	2/3
Susan Proctor	1/1	1/1
Stephanie Richardson	2/2	

Table 17. Number of permanent RCVS and RCVS Knowledge staff

	31/3/20	31/3/21
Permanent RCVS staff	122	118
Permanent RCVS Knowledge staff	14	11

Table 18. Practice Standards Scheme Assessors as at 31 March 2021

Sophie Aylett	Mary Glassbrook
Cees Bennett	John Killen
Alexandra Best	Anne Lawson
Helen Boast	Robert Lehner
Victoria Bullen	Emma Robinson
Richard Byrne	Rudo Ruvangu
David Donovan	Sally Stockton
Alice Duvernois	Nicholas Stuart
Susan Edwards	Charles Thursby-Pelham
Laura Fletcher	Malcolm Whitehead
Ean Garner-Richardson	

Table 19. RCVS Council and committee membership and attendance

	Cncl	APC	ARC	EC	FRC	PIC/DC LC	RC	Stndrds	Total	%
Elected Members										
Dr C J Allen MRCVS	8/9	3/4						7/7	18/20	90
Mr C T Barker MRCVS	2/2								2/2	100
Miss L S Belton MRCVS	9/9							7/7	16/16	100
Ms A K Boag MRCVS	2/2	4/4				1/1			7/7	100
Dr D S Chambers MRCVS	9/9			4/4					13/13	100
Dr N T Connell MRCVS	9/9	4/4					1/1		14/14	100
Dr M A Donald MRCVS	9/9				5/5	4/4		7/7	25/25	100
Dr J M Dyer MRCVS	8/9								8/9	89
Ms L V Goodwin MRCVS	2/2								2/2	100
Dr M O Greene MRCVS	9/9								9/9	100
Mr D J Leicester MRCVS	9/9		3/4					7/7	19/20	95
Professor S A May FRCVS	2/2								2/2	100
Dr S Paterson FRCVS	8/9	2/2		4/4					14/15	93
Mr M L Peaty MRCVS	9/9				4/5		1/1	7/7	21/22	95
Dr K A Richards MRCVS	7/7			3/3			1/1		11/11	100
Dr C L Scudamore FRCVS	9/9			4/4	4/5				17/18	94
Dr N C Smith FRCVS	9/9					3/4			12/13	92
Dr R S Stephenson MRCVS	5/7				3/4				8/11	73
Dr C P Sturgess FRCVS	2/2					1/1			3/3	100
Dr C W Tufnell MRCVS	7/9	4/4			4/5	3/4	0/1		18/23	78
Appointed Members (Vet Schools/Vet Schools Council)¹										
Professor D J Argyle FRCVS (E)	5/6	2/4				1/1	1/1	2/2	11/14	79
Professor E Cameron MRCVS (G)	2/2			4/4					6/6	100
Professor S Dawson FRCVS (Lv)	8/9	4/4			4/4	3/3	1/1		20/21	95
Professor G C W England FRCVS (N)	2/2								2/2	100
Professor R A Hammond MRCVS (B)	2/2			1/2					3/4	75
Professor C J Proudman FRCVS (S)	2/2								2/2	100
Professor K C Smith FRCVS (Ln)	2/2								2/2	100
Professor J L N Wood FRCVS (C)	7/9			4/4				2/4	13/17	76

Table 19. RCVS Council and committee membership and attendance (continued)

	Cncl	APC	ARC	EC	FRC	PIC/DC LC	RC	Stndrds	Total	%
Appointed Members (Lay)										
Professor D Bray	9/9		3/5						12/14	86
Mr J M Castle	9/9							6/7	15/16	94
Ms L Ford	9/9			4/4			1/1		14/14	100
Mrs C-L McLaughlan	9/9							7/7	16/16	100
Mr T J Walker	9/9	4/4			4/5				17/18	94
Ms J S M Worthington	9/9				4/5	4/4			17/18	94
Appointed Members (Veterinary Nurse)										
Mrs B S Andrews-Jones RVN	6/7						1/1	6/7	13/15	87
Ms E K Cox RVN	2/2								2/2	100
Miss R M Marshall RVN	2/2								2/2	100
Mr M E Rendle RVN	7/7	3/3			5/5				15/15	100
Observer										
Dr C H Middlemiss MRCVS	6/9								6/9	67

This section lists the members of RCVS Council and committees, and VN Council members, from 10 July 2020 to 9 July 2021, and their attendance record during the year under review (1 April 2020 to 31 March 2021).

¹ Governance LRO next transitional step moved from an appointed member from each vet school, to 3 members in total appointed by Vet Schools Council from 10/7/20.

Key

Cncl – RCVS Council

APC – Advancement of the Professions Committee

ARC – Audit and Risk Committee

EC – Education Committee

PIC/DC LC – PIC/DC Liaison Committee

RC – Registration Committee

Stndrds – Standards Committee

Universities:

B = Bristol

C = Cambridge

E = Edinburgh

G = Glasgow

Lv = Liverpool

Ln = London

N = Nottingham



Royal College of Veterinary Surgeons

The Cursitor, 38 Chancery Lane,
London WC2A 1EN

T 020 7222 2001 F 020 7222 2004

E info@rcvs.org.uk  [@theRCVS](https://twitter.com/theRCVS)

www.rcvs.org.uk