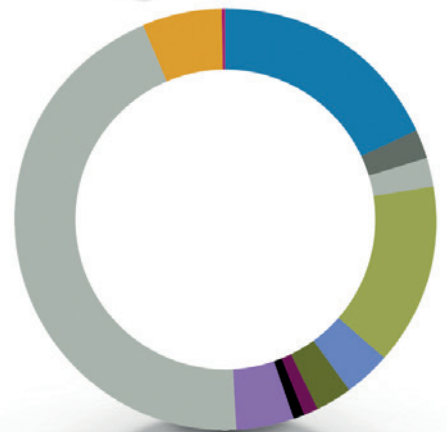


RCVS FACTS

FACTS AND FIGURES FROM THE ROYAL COLLEGE OF VETERINARY SURGEONS

2020



Welcome to *RCVS Facts 2020*.

Here you will find everything from the number of UK veterinary students, through the distribution of veterinary surgeons and veterinary nurses across the UK, to a summary of the number of concerns and disciplinary hearings we have dealt with.

For a review of our financial activities, you can download our Annual Report 2020 from www.rcvs.org.uk/publications.

Year in review is: 1 April 2019 to 31 March 2020, unless otherwise stated.



Profile of the professions

Numbers and distribution of RCVS members	4
Breakdown of members by category of registrable qualification	5
Breakdown of principal RCVS membership categories	5
UK-practising veterinary surgeons by age and gender	6
UK-practising members by stated ethnic group	6
Registered veterinary nurses by age and gender	7
Registered veterinary nurses by stated ethnic group	7
Numbers of practising veterinary surgeons / registered veterinary nurses in the UK	8
Numbers of RCVS-accredited practices in the Practice Standards Scheme / registered veterinary premises in the UK	8
Breakdown of PSS veterinary premises by accreditation type	8
Registration of veterinary surgeons and veterinary nurses	9
Fees for veterinary surgeons and veterinary nurses	9
Number of new registrations based on registrant's country of graduation / qualification recognition	10
Trends in registration of veterinary surgeons	11
Number of new VN registrations based on registrant's country of qualification	12
Trends in registration of veterinary nurses	13

Education

Undergraduate student numbers	14
Certificate in Advanced Veterinary Practice: number of module passes	16
Number of Certificates in Advanced Veterinary Practice awarded	18
Number of enrolled candidates and those who have obtained Diploma qualifications	19
New Fellows welcomed to the Fellowship in 2020, with breakdown by pathway	20
Current holders of RCVS postgraduate statuses, qualifications and awards	21
Number of Diplomas in Advanced Veterinary Nursing awarded	21

Education

Numbers of veterinary nursing training practices, Awarding Organisations and Higher Education Institutions	22
Analysis of audit of continuing professional development (CPD) for veterinary surgeons	22
CPD hours over the three years by group	22
Average number of CPD hours by group	23
Type of CPD undertaken by respondents to the 2019 audit compared to 2018 and 2017 audits	23
Analysis of 2019 audit of continuing professional development (CPD) for veterinary nurses	24
CPD hours over the three years (2016 to 2018) by group	24
Average number of CPD hours by group	24

Concerns, advice and disciplinary

Number of concerns raised about veterinary surgeons and registered veterinary nurses	25
Number and category of concerns registered and written requests for advice received for both veterinary surgeons and registered veterinary nurses	25
Number and type of case examinations and investigations by the Preliminary Investigation Committee (PIC) / Registered Veterinary Nurses Preliminary Investigation Committee (RVN PIC)	26
Summary of Disciplinary Committee hearings	27
Summary of appeals to the Privy Council	30
Summary of cases handled outside the Disciplinary Committee (DC)	30

Councils, committees and staff

VN Council membership and attendance	31
Number of permanent RCVS and RCVS Knowledge staff	31
Practice Standards Scheme Assessors	31
RCVS Council and committee membership and attendance	32

Table 1. Numbers and distribution of RCVS members

Names entered on	31/3/19	Totals	31/3/20	Totals
General List I	20,658		21,321	
General List II	9,617		10,204	
Commonwealth List	2,107		2,148	
Foreign List	616		630	
Temporary List	51		46	
Supplementary Veterinary Register	6		6	
Total number of members		33,055		34,355
UK-practising		25,870		26,805
Overseas-practising		3,091		3,249
Non-practising				
United Kingdom	2,869		3,032	
Overseas	585		635	
		3,454		3,667
Republic of Ireland¹		583		582
Other				
Temporary List	51		46	
Supplementary Veterinary Register	6		6	
		57		52
Total number of members		33,055		34,355

¹ Veterinary surgeons resident in the Republic of Ireland who qualified before 1 June 1988 and remain RCVS members (and who must also register with the Veterinary Council of Ireland).

Notes

General List I – members who have a recognised UK qualification.

General List II – members who have a scheduled EU qualification.

Commonwealth List – members who have an accepted Commonwealth qualification, or who have a Commonwealth qualification and have passed the RCVS Statutory Examination for Membership.

Foreign List – members who have an accepted overseas qualification, or who have an overseas qualification and have passed the RCVS Statutory Examination for Membership.

Temporary List – temporary members or visiting European veterinary surgeons.

Supplementary Veterinary Register – members who were, or were entitled to be, Registered Veterinary Practitioners prior to the introduction of the Veterinary Surgeons Act 1966.

Figure 1. Breakdown of members by category of registerable qualification

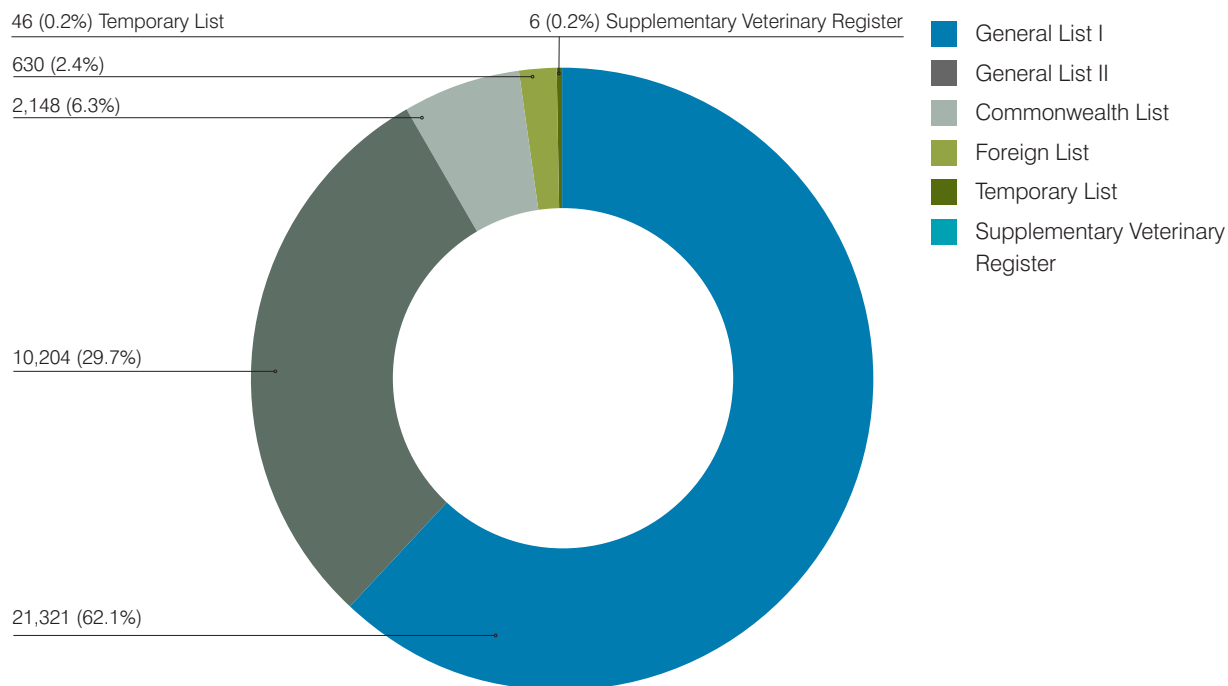


Figure 2. Breakdown of principal RCVS membership categories

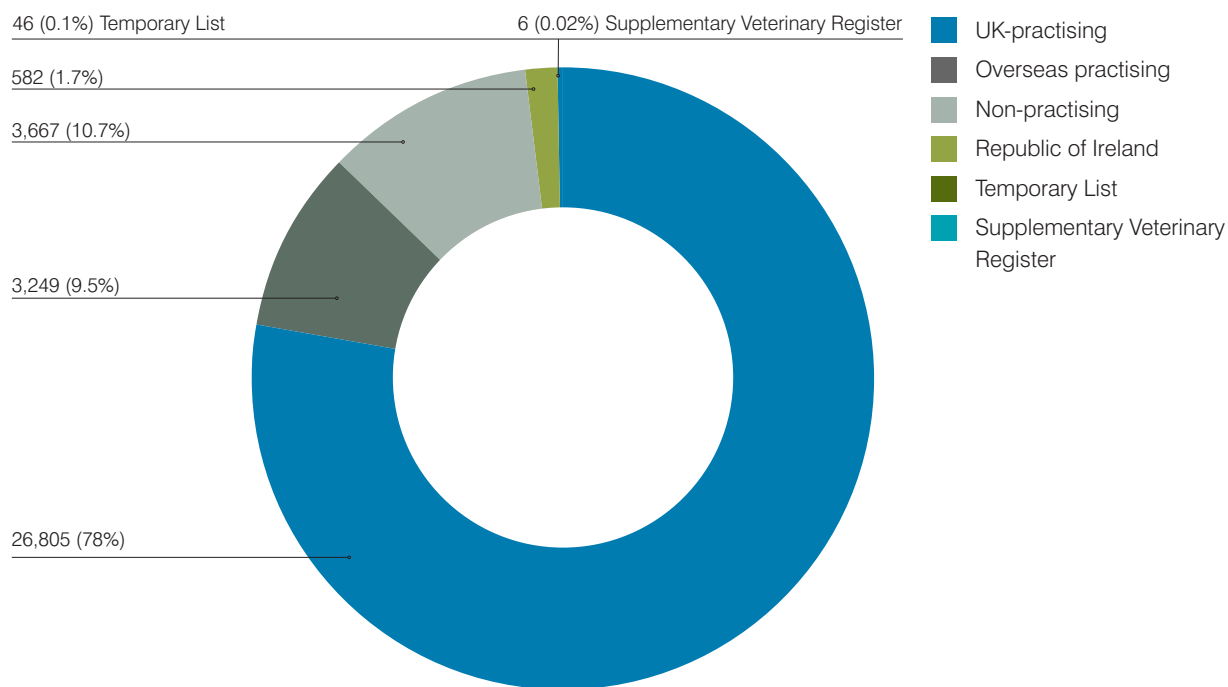


Figure 3. UK-practising veterinary surgeons by age and gender

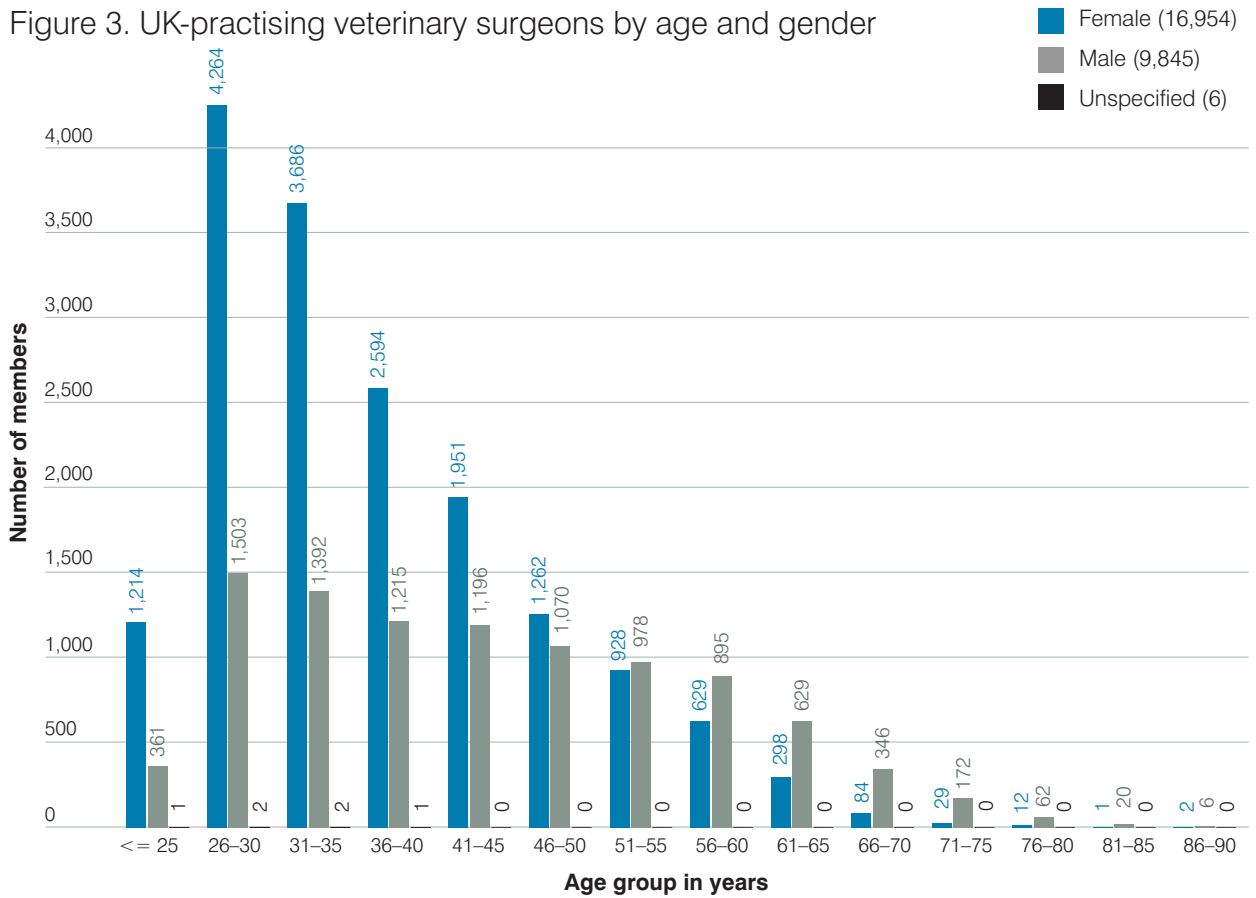


Figure 4. UK-practising members by stated ethnic group

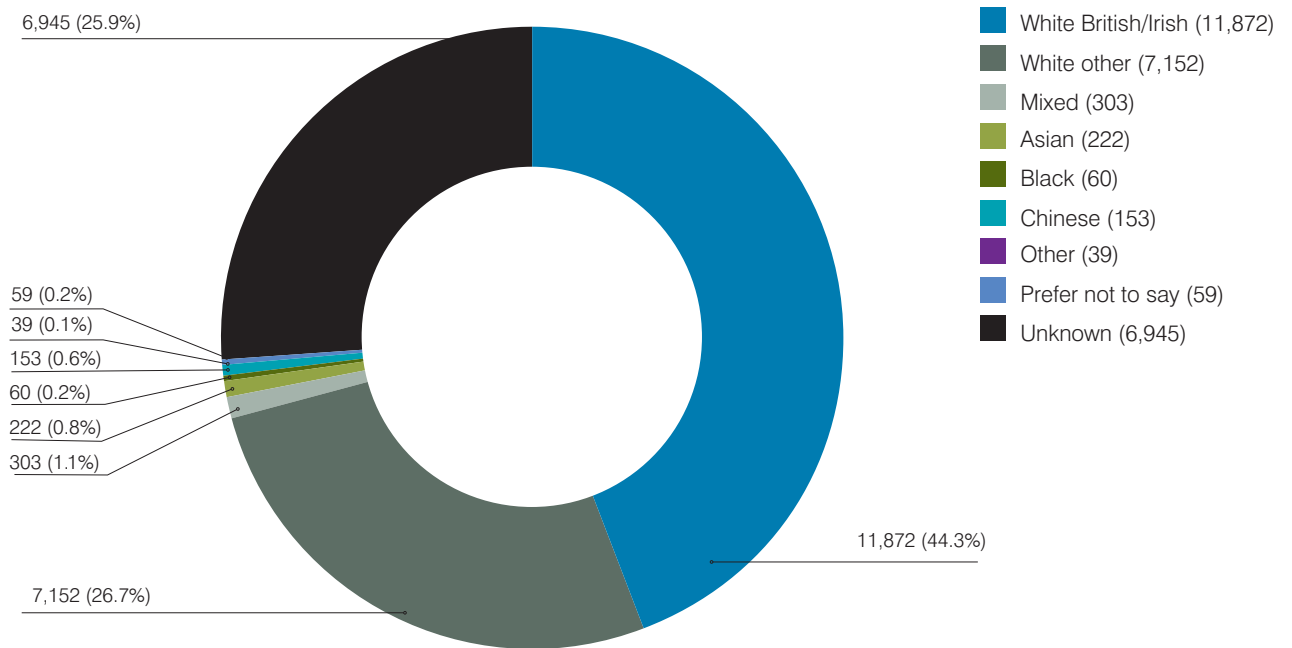


Figure 5. Registered veterinary nurses by age and gender

Female (18,002)
Male (478)

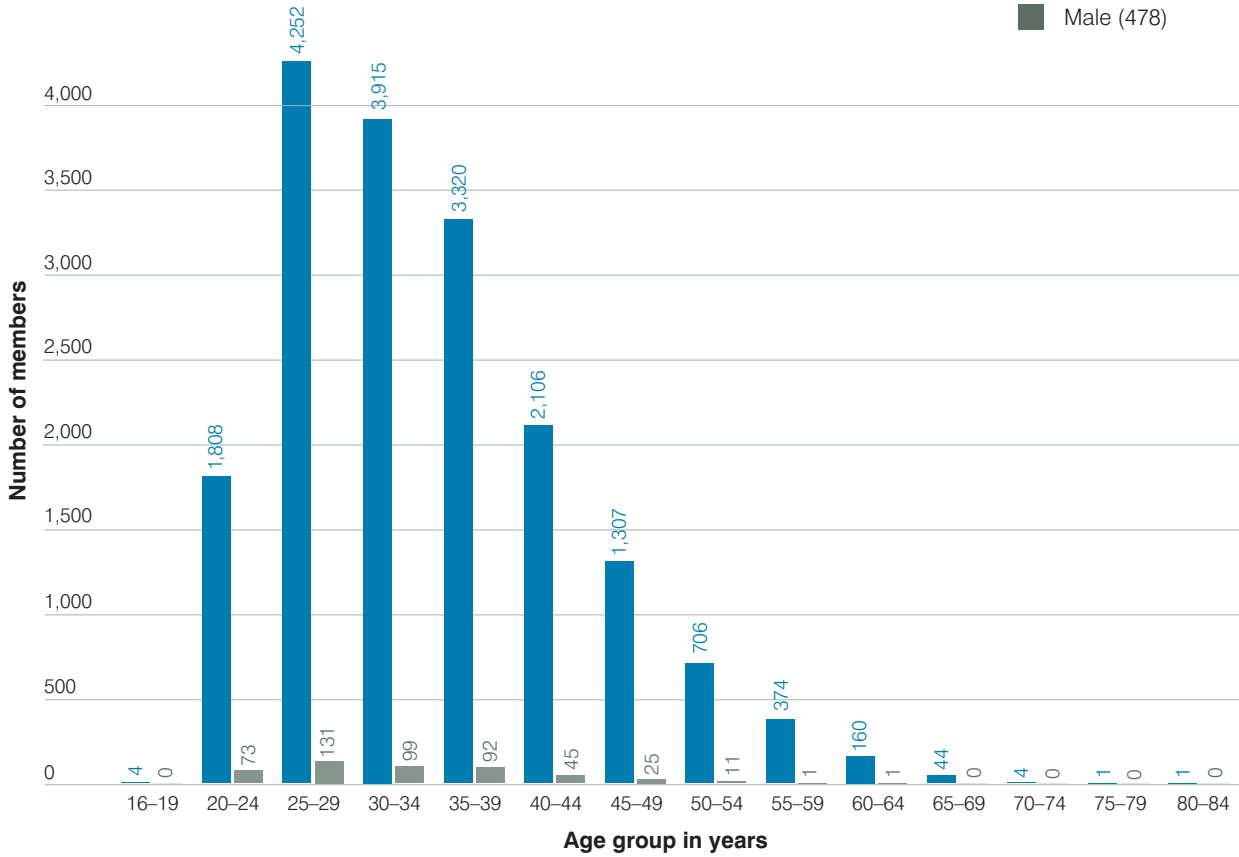


Figure 6. Registered veterinary nurses by stated ethnic group

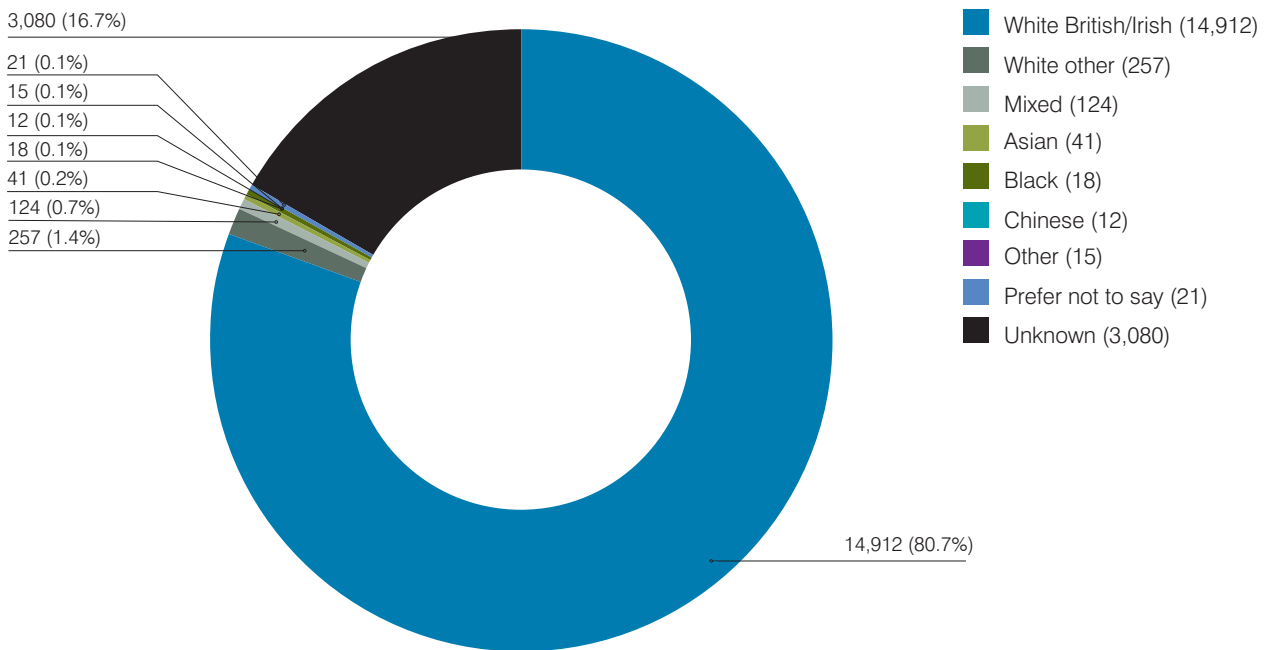
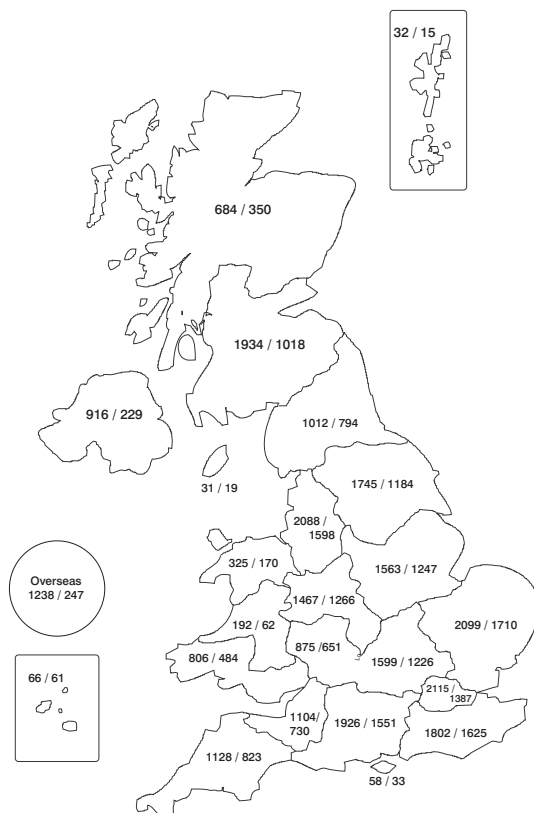
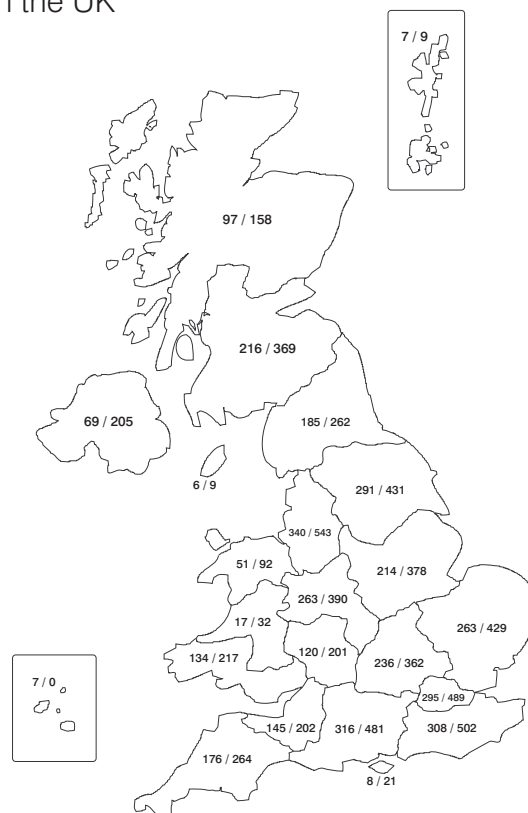


Figure 7. Numbers of practising veterinary surgeons / registered veterinary nurses in the UK



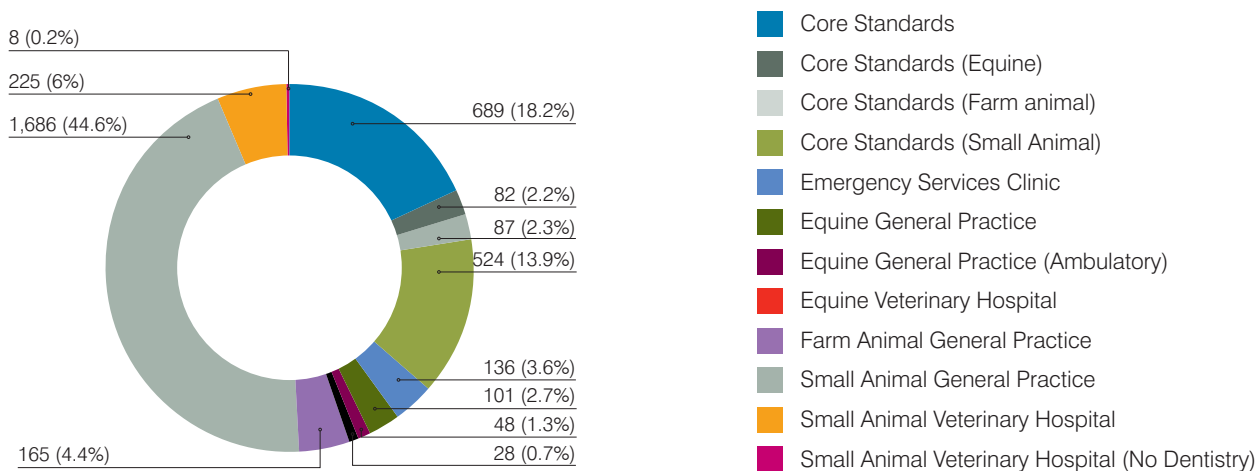
NB 25,567 of the 26,805 UK-practising veterinary surgeons and 18,223 of the 18,480 registered veterinary nurses have UK addresses recorded as their Registered address.

Figure 8. Numbers of RCVS-accredited practices in the Practice Standards Scheme / registered veterinary premises in the UK



NB 97/158 = of the 158 registered veterinary premises in the region, 97 are under the ambit of the RCVS Practice Standards Scheme (PSS). Totals = 3,764/6,046. Veterinary practice premises in the Channel Islands are not required to be registered on the Register of Veterinary Practice Premises

Figure 9. Breakdown of PSS veterinary premises by accreditation type



NB includes 3,779 accreditation types awarded across 3,235 veterinary practice premises accredited by the RCVS Practice Standards Scheme. Some premises have multiple accreditation types. Note that accreditation levels are only held by accredited premises, and not candidate premises.

Table 2. Registration of veterinary surgeons and veterinary nurses

Numbers are as at 31 March for each year.

	2018	2019	2020
Veterinary surgeons			
Total on Register	31,338	33,055	34,355
New registrations ¹	2,069	2,422	2,194
Removals	1,579	933	1,084
Restorations (doesn't include temporary registrations)	179	195	203
Veterinary nurses			
Total on Register	15,782	17,168	18,480
New Registrations	1,393	1,712	1,643
Removals	532	651	623
Restorations	256	356	299

¹ New registrations can include individuals who have been removed and subsequently restored within the year period.

Table 3. Fees for veterinary surgeons and veterinary nurses

	01/04/19 (£)	01/04/20 (£)
Veterinary surgeons		
Registration fees		
Registration (between 1 April & 30 September)	340	364
Registration (between 1 October & 31 March)	170	182
New graduates	170	182
Temporary	340	364
Temporary restricted to 6 months or less	170	182
Annual retention fees		
UK-practising	340	364
Overseas practising	170	182
Non-practising	56	60
Non-practising (70+)	Free	Free
Supplementary Veterinary Register	Free	Free
Restoration fees		
Restoration fees following voluntary removal ¹	85	91
Restoration fees following non-payment removal ²	340	364
Veterinary nurses		
VN registration fee	127	136
VN annual retention fee	69	74
VN restoration fee ³	58	62

¹ Plus the proportion of the annual retention fee for the remaining year.² Plus full retention fee for membership category type at time of removal.³ Plus relevant annual retention fee, full fee in first 6 months half in second.

Table 4. Number of new registrations 2014/15 – 2019/20 based on registrant's country of graduation / qualification recognition

Names entered on	2014/15	2015/16	2016/17	2017/18	2018/19	2019/20
Non-EU/EEA						
Australia	93	110	86	102	112	95
Brazil						1
Canada	10	10	7	5	7	6
New Zealand	12	21	21	25	26	23
South Africa	24	20	34	30	28	58
United States of America	17	12	13	21	28	17
Sub-total (Non-EU/EEA)	156	173	161	183	201	200
EU/EEA/CH						
Austria	5	4	13	4	7	6
Belgium	22	18	21	25	42	33
Bulgaria	19	21	23	24	27	14
Croatia	5	8	10	17	18	12
Czech Republic	10	11	12	12	21	28
Denmark	11	7	4	7	2	10
Finland	0	1	1	2	1	2
France	11	23	20	20	21	21
Germany	22	25	19	10	20	19
Greece	24	46	40	55	73	52
Hungary	13	36	38	35	63	39
Ireland	73	62	50	56	55	34
Italy	92	149	144	139	150	126
Latvia	0	3	2	2	4	3
Lithuania	7	10	10	12	13	12
Netherlands	15	17	12	8	10	5
Norway [EEA]	2	3	3	3	2	4
Poland	70	89	110	93	115	93
Portugal	55	64	73	83	126	76
Romania	73	160	150	133	209	121
Slovakia	24	22	32	38	33	42
Slovenia	2	6	6	9	1	8
Spain	198	171	167	198	292	227
Sweden	2	1	1	1	2	1
EU-recognised qualifications ¹	4	9	5	11	10	9
Sub-total (EU/EEA/CH)		975	976	1,005	1,324	997
RCVS Statutory Examination for Membership						
		6	15	13	12	10
Total outside UK	930	1,154	1,153	1,201	1,538	1,207
UK graduates	813	910	910	868	884	987
	1,743	2,064	2,063	2,069	2,422	2,194

¹ Under EU Directive 2005/36/EU, in 2019/20 we registered 9 EU nationals or Community Rights-entitled persons holding qualifications from third countries that are recognised by the regulatory authority in an EU member state.

Figure 10. Trends in registration of veterinary surgeons

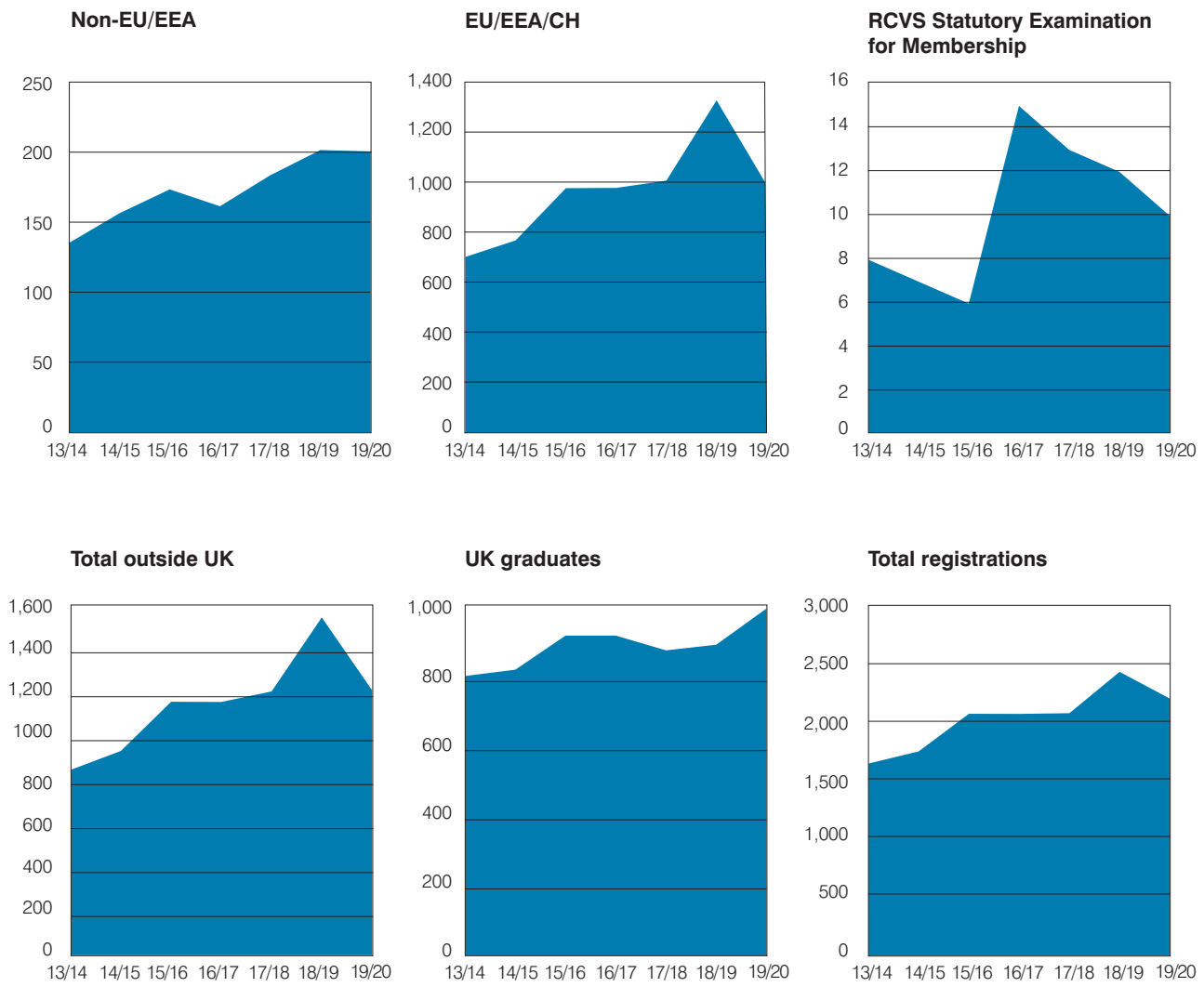


Table 5. Number of new VN registrations 2014/15 – 2019/20 based on registrant's country of qualification

Names entered on	2014/15	2015/16	2016/17	2017/18	2018/19	2019/20
Non-EU/EEA						
Australia	6	9	13	15	18	14
Canada	2	0	3	0	1	2
New Zealand	5	8	6	7	6	5
South Africa	5	5	2	2	2	1
United States of America	0	2	0	4	2	3
Hong Kong	0	4	0	3	0	0
Russia	0	1	0	0	0	0
Serbia	0	0	1	0	0	0
Sub-total (Non-EU/EEA)	18	29	25	31	29	25
EU/EEA						
Belgium	0	1	2	1	2	1
Denmark	1	0	0	0	0	2
Finland	0	0	0	0	1	0
France	1	0	0	1	0	0
Germany	0	0	1	0	0	0
Ireland	33	45	37	24	21	15
Italy	4	0	0	3	3	0
Lithuania	0	0	1	1	1	5
Netherlands	3	3	7	2	3	0
Norway [EEA]	0	1	0	0	0	0
Poland	0	0	1	2	2	0
Portugal	6	3	19	16	11	14
Spain	0	1	0	1	0	0
Sweden	1	0	0	0	0	0
Sub-total (EU/EEA)	49	54	68	51	44	37
Total outside UK	67	83	93	82	73	62
UK qualified veterinary nurses	1,039	1,036	1,233	1,305	1,639	1,581
Overall total	1,106	1,119	1,326	1,387	1,712	1,643

Figure 11. Trends in registration of veterinary nurses

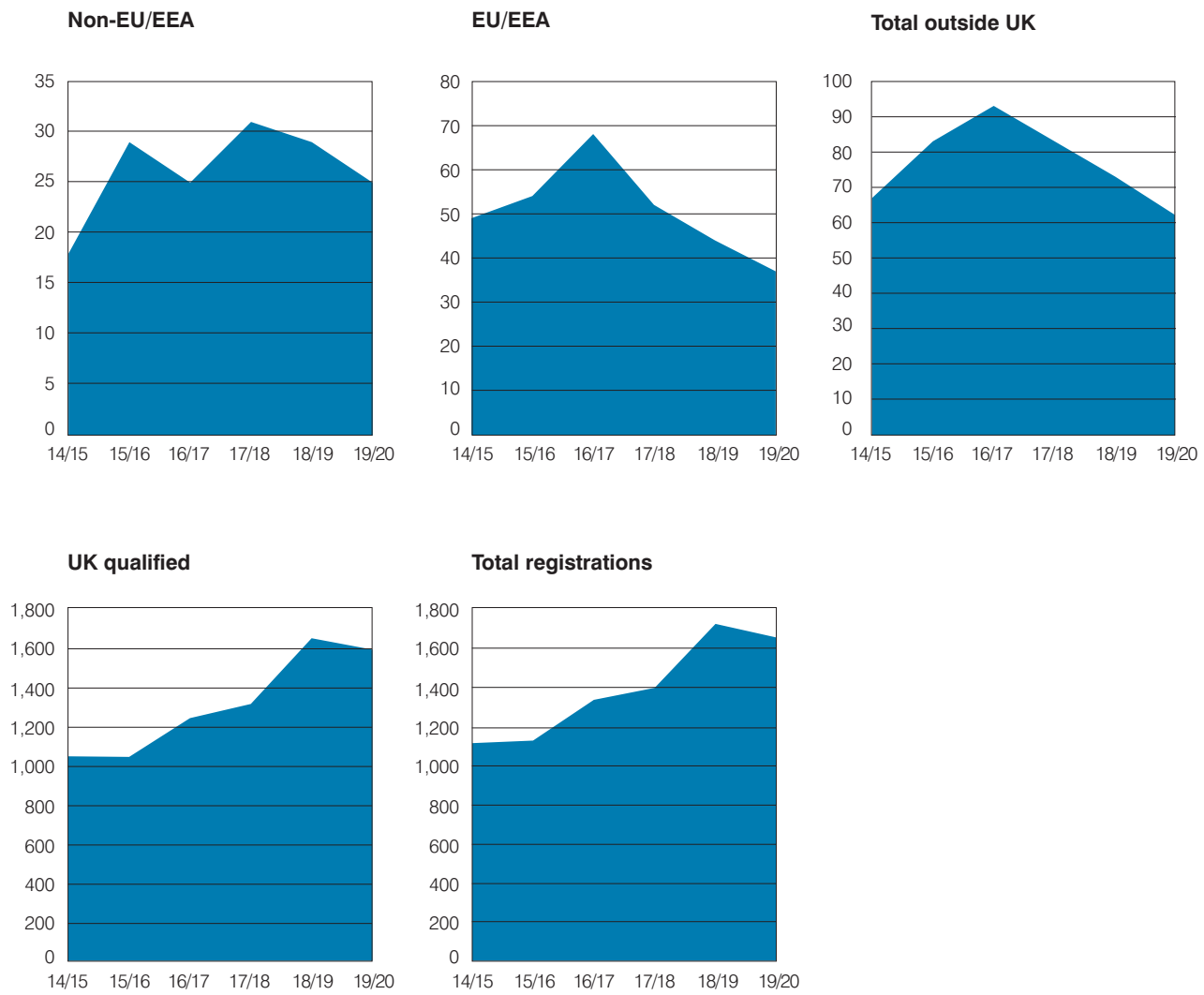


Table 6. Undergraduate student numbers 2019 to 2020

UK veterinary school students		Admissions to the first year of the veterinary course in 2019/2020			Admissions to the second or later year of the veterinary course in 2019/2020			Students admitted with a degree		
		M	F	Total	M	F	Total	M	F	Total
Bristol	UK	27	112	153	0	0	1	0	0	0*
	EU	1	6		0	1		0	0	
	Overseas	2	5		0	0		0	0	
Cambridge	UK	11	52	67	0	0	0	0	4	4
	EU	0	2		0	0		0	0	
	Overseas	0	2		0	0		0	0	
Edinburgh	UK	8	60	114	0	4	51	0	4	52
	EU	1	9		0	0		0	0	
	Overseas	3	33		1	46		1	47	
Glasgow	UK	16	55	150	0	0	0	0	1	46
	EU	0	3		0	0		0	1	
	Overseas	10	66		0	0		7	37	
Liverpool	UK	37	127	171	0	0	0	4	13	17
	EU	1	6		0	0		0	0	
	Overseas	0	0		0	0		0	0	
London	UK	39	113	218**	0	0	0	15	37	164
	EU	2	2		0	0		1	1	
	Overseas	8	52		0	0		10	100	
	UK	26	118	154	0	0		6	12	19
	EU	0	1		0	0		0	1	
	Overseas	2	7		0	0		0	0	
Surrey	UK	27	105	147	0	0	0	5	8	16
	EU	2	10		0	0		0	1	
	Overseas	0	3		0	0		0	2	
TOTALS		223	949	1,172	1	51	52	49	269	302

¹ Total number of students in the six-year degree course at Cambridge, both the five-year and six-year degree courses at London, and the five-year degree courses at the other veterinary schools. These totals also include students on preparatory 'year-zero' courses. Bristol admitted 12 students; RVC admitted 54 students (plus 114 students admitted to the Graduate Accelerated Year); Edinburgh admitted 54 students; Liverpool admitted 5 students; Nottingham admitted 34 students.

² All Cambridge students taking the six-year VetMB degree spend their third year taking the Cambridge tripos, leading to a BA degree.

* Not recorded.

** Total includes applicants that declined to state or identified as gender neutral.

Total numbers attending the veterinary degree course ¹			Veterinary students taking an intercalated science course in 2019/2020			Numbers of intercalated degree holders ²			Number of applications received for current academic year			Numbers of students obtaining a veterinary degree in 2019		
M	F	Total	M	F	Total	M	F	Total	M	F	Total	M	F	Total
149	564	769	2	15	18	6	31	37	247	1059	1,548	26	99	130
2	23		0	1		0	0		23	94		0	4	
9	22		0	0		0	0		20	105		0	1	
66	273	367**	0	0	0	0	0	0	64	234	391**	16	34	54
1	9		0	0		0	0		9	45		0	4	
4	13		0	0		0	0		8	30		0	0	
38	321	768	1	10	14	3	18	24	157	683	1,647	10	75	158
8	52		0	1		0	1		46	200		2	5	
48	301		0	2		0	2		69	492		11	55	
64	254	648	2	2	4	0	1	2	60	264	957	18	43	122
1	6		0	0		0	0		30	156		0	1	
51	272		0	0		0	1		68	379		13	47	
158	617	814	1	5	6	2	11	14	176	772	1,120	21	130	158
8	25		0	0		0	1		12	60		3	4	
1	5		0	0		0	0		83	17		0	0	
202	726	1,432**	0	9	13	8	37	49	287	1,157	2,054**	52	168	258
8	27		1	2		0	1		30	121		0	7	
73	393		0	1		2	1		64	391		4	27	
152	610	791	0	2	2	1	9	12	295	1,245	1,864	19	91	114
3	12		0	0		0	1		32	169		2	1	
3	11		0	0		1	0		21	102		0	1	
114	494	654	0	1	1	0	0	0	207	823	1,258	11	28	40
5	30		0	0		0	0		20	123		0	1	
1	10		0	0		0	0		17	68		0	0	
1,169	5,070	3,790	7	51	58	23	115	138	2,045	8,789	10,834	208	826	1,034

Table 7. Certificate in Advanced Veterinary Practice:
number of module passes as at 31 March 2020

Module code	Module title	Number of module passes
A-FAVP.1	Foundations of Advanced Veterinary Practice	2,463
A-PKS.1	Professional Key Skills	686
B-CKS.0	Clinical Key Skills	703
B-EP.3	Equine Practice	725
B-GVM.5	Global Veterinary Medicine	4
B-LAS.4	Laboratory Animal Science	2
B-PAP.2	Production Animal Practice	219
B-SAP.1	Small Animal Practice	1,620
B-ZM.6	Zoological Medicine	79
C-AWSEL.1	AWSE&L – Introduction and Theory	6
C-AWSEL.2	AWSE&L – Applying the Theory	3
C-C.1	Management and Diseases of Beef Cattle	12
C-C.2	Dairy Nutrition and Production	10
C-C.3	Dairy Health and Fertility	12
C-C.4	Bovine Nutrition, Husbandry and Lactogenesis	81
C-C.5	Bovine Reproduction	92
C-C.6	Bovine Mastitis and Lameness	95
C-C.7	Youngstock Rearing and Infectious Diseases	81
C-CAM.3	Clinical Camelid Practice B	5
C-E.1	Equine Gastrointestinal Disease and Intensive Care	259
C-E.10	Stallion Reproduction & Breeding Management	69
C-E.11	Equine – Foal, Yearling, Study, Herd Health	86
C-E.12	Equine Dentistry – Equine Dental Anatomy and Physiology	56
C-E.13	Equine Dentistry – Equine Dental Care, Diagnosis and Treatment	65
C-E.14	Equine Dentistry – Equine Dental Surgery	61
C-E.15	Basic Equine Practice Part 1	69
C-E.16	Basic Equine Practice Part 2	69
C-E.17	Basic Equine Practice Part 3	75
C-E.2	Equine Cardiovascular and Respiratory Diseases	214
C-E.3	Equine General Medicine	252
C-E.4	Equine Neuromuscular, Behaviour and Special Senses	117
C-E.5	Basic Equine Surgery	174
C-E.6	Lameness (A)	173
C-E.7	Lameness (B)	150
C-E.9	Mare Reproduction and Breeding Management	89
C-EBVM.1	Evidence Based Veterinary Medicine	37
C-ECC.1	Critical Care	22
C-ECC.2	Emergency Care A	136
C-ECC.3	Emergency Care B	143
C-LAS.1	Laboratory Animals – Anaesthesia and Analgesia	2
C-LAS.2	Animal Models, Human Endpoints and Studay Design	1
C-LAS.3	Laboratory Animals – Genetically Modified Animals	1
C-LAS.4	Diseases of Laboratory Animals	1
C-S.1	Sheep – Diseases of Adult Sheep	45
C-S.2	Sheep Reproduction, Pregnancy and Parturition	37
C-S.3	Sheep – Diseases of Lambs and Parasitic Diseases	39
C-SAM.1	Canine-cardiovascular Disorders	1
C-SAM.10	Small Animal Medicine C – Mixed	399
C-SAM.2	Canine-gastrointestinal Disorders	1

Module code	Module title	Number of module passes
C-SAM.3	Canine-endocrine and metabolic disorders...	1
C-SAM.4	Feline-Cartiovascular Disorders	54
C-SAM.5	Feline-gastrointestinal Disorders	31
C-SAM.6	Feline-endocrine and Metabolic Disorders	30
C-SAM.8	Small Animal Medicine A Mixed	416
C-SAM.9	Small Animal Medicine B – Mixed	410
C-SAS.1	Small Animal Surgery	396
C-SAS.2	Small Animal Soft Tissue Surgery (A)	164
C-SAS.3	Small Animal Soft Tissue Surgery (B)	204
C-SAS.6	Small Animal Orthopaedic Surgery (A)	149
C-SAS.7	Small Animal Orthopaedic Surgery (B)	162
C-VA.1	Small Animal Anaesthesia and Analgesia	101
C-VA.2	Equine Anaesthesia and Analgesia	62
C-VA.3	Veterinary Anaesthesia Critical Care Analgesia	182
C-VBM.1	Veterinary Business Management: Marketing	59
C-VBM.2	Veterinary Business Management: Financial Accounting	56
C-VBM.3	Veterinary Business Management: Human Resources	62
C-VBM.4	Veterinary Business Management: Business Strategy	69
C-VC.1	Cardiovascular Anatomy, Physiology and Pathology	103
C-VC.2	Cardiovascular Diagnostics	74
C-VC.3	Cardiovascular Therapeutics	62
C-VCG.1	Clinical Governance in Veterinary Practice	1
C-VCM.1	Principles of Coaching and Mentoring Development in Vet Practice	1
C-VCR.1	Veterinary Clinical Research	1
C-VD.1	Veterinary Dermatology – Core Material	129
C-VD.2	Veterinary Dermatology – Small Animal (A)	87
C-VD.3	Veterinary Dermatology – Small Animal (B)	74
C-VD.4	Veterinary Dermatology – Equine	37
C-VDI.1	Diagnostic Imaging in Practice	108
C-VDI.2	Diagnostic Imaging – Small Animal Orthopaedics	65
C-VDI.3	Diagnostic Imaging – Small Animal Soft Tissue	85
C-VDI.4	Diagnostic Imaging – Large Animal (A)	88
C-VDI.5	Diagnostic Imaging – Large Animal (B)	31
C-VEPI.1	Veterinary Epidemiology: Methods in Surveillance and Field I	1
C-VEPI.3	Veterinary Epidemiology: Quant – Methods	2
C-VGP1	Veterinary General Practice – Clinical Audit	27
C-VGP2	Veterinary General Practice – Consultation skills	16
C-VGP3	VGP - Professional Responsibility and Practice	14
C-VML.1	Veterinary Management and Leadership	3
C-VP1	Basic Tissue Pathology, Necropsy and Biopsy	3
C-VP2	Clinical Pathology – Laboratory Diagnostics	5
C-VPH.1	Animal Welfare in the Food Chain	2
C-VPH.2	Hygienic Production of Food	2
C-VPH.3	Zoonoses and Infectious Diseases	4
C-ZM.1	Zoological Medicine – Wildlife	28
C-ZM.2	Zoological Medicine – Zoo Animals	25
C-ZM.3	Zoological Medicine – Small Pet Mammals	57
C-ZM.4	Zoological Medicine – Exotic Avian Species	58
C-ZM.5	Zoological Medicine – Reptiles	64
Total		13,606

Table 8. Number of Certificates in Advanced Veterinary Practice awarded as at 31 March 2020

Certificate subject	Designation	Total number of certificates awarded since inception of the modular certificate scheme
Certificate in Advanced Veterinary Practice	CertAVP*	729
Certificate in Advanced Veterinary Practice (Animal Welfare Science, Ethics and Law)	CertAVP(AWSEL)	2
Certificate in Advanced Veterinary Practice (Cattle)	CertAVP(Cattle)	39
Certificate in Advanced Veterinary Practice (Camelid Practice)	CertAVP(CP)	3
Certificate in Advanced Veterinary Practice (Emergency and Critical Care)	CertAVP(ECC)	35
Certificate in Advanced Veterinary Practice (Equine Dentistry)	CertAVP(ED)	29
Certificate in Advanced Veterinary Practice (Equine Lameness, Diagnosis and Therapeutics)	CertAVP(EL)	6
Certificate in Advanced Veterinary Practice (Equine Medicine)	CertAVP(EM)	100
Certificate in Advanced Veterinary Practice (Equine Practice)	CertAVP(EP)	48
Certificate in Advanced Veterinary Practice (Equine Stud Medicine)	CertAVP(ESM)	28
Certificate in Advanced Veterinary Practice (Equine Surgery - Orthopaedics)	CertAVP(ESO)	60
Certificate in Advanced Veterinary Practice (Equine Surgery – Soft Tissue)	CertAVP(ESST)	23
Certificate in Advanced Veterinary Practice (General Small Animal Surgery)	CertAVP(GSAS)	97
Certificate in Advanced Veterinary Practice (Small Animal Medicine)	CertAVP(SAM)	112
Certificate in Advanced Veterinary Practice (Small Animal Medicine – Feline)	CertAVP(SAM-F)	3
Certificate in Advanced Veterinary Practice (Small Animal Medicine – Feline)	CertAVP(SAMF)	1
Certificate in Advanced Veterinary Practice (Small Animal Practice)	CertAVP(SAP)	1
Certificate in Advanced Veterinary Practice (Sheep)	CertAVP(Sheep)	11
Certificate in Advanced Veterinary Practice (Veterinary Anaesthesia)	CertAVP(VA)	11
Certificate in Advanced Veterinary Practice (Veterinary Cardiology)	CertAVP(VC)	24
Certificate in Advanced Veterinary Practice (Veterinary Dermatology)	CertAVP(VD)	27
Certificate in Advanced Veterinary Practice (Veterinary Diagnostic Imaging)	CertAVP(VDI)	23
Certificate in Advanced Veterinary Practice (Veterinary General Practice)	CertAVP(VetGP)	15
Certificate in Advanced Veterinary Practice (Zoological Medicine)	CertAVP(ZM)	44
Total		1,471

NB: the total number of standard CertAVP can be lower than previous years as they can be superseded by designations.

Table 9. Number of enrolled candidates and those who have obtained Diploma qualifications as at 31 December 2019

Diploma subject	Total diplomas awarded since inception of subject ¹
Animal Welfare Science, Ethics & Law	11
Cattle Health and Production	23
Equine Internal Medicine	6
Equine Orthopaedics	12
Equine Soft Tissue Surgery	7
Equine Stud Medicine	6
Fish Health and Production	0
Laboratory Animal Science	25
Pig Medicine	13
Poultry Medicine and Production	6
Sheep Health and Production	12
Small Animal Medicine ²	33
Small Animal Medicine (Feline) ²	8
Small Animal Orthopaedics ³	11
Small Animal Surgery (Orth.)	32
Small Animal Surgery (Soft Tissue)	16
State Veterinary Medicine	1
Veterinary Anaesthesia ²	71
Veterinary Cardiology	25
Veterinary Dermatology ²	20
Veterinary Diagnostic Imaging ²	7
Veterinary Ophthalmology ²	23
Veterinary Public Health (Meat Hygiene)	5
Veterinary Radiology ³	101
Veterinary Reproduction ²	3
Zoological Medicine (Avian)	7
Zoological Medicine (Mammalian)	12
Zoological Medicine (Reptilian)	6
Total (Diplomas)	502

1 These figures include the following numbers of Foundation Diplomates: Equine Orthopaedics – 2; Equine Stud Medicine – 3; Laboratory Animal Science – 5; Pig Medicine – 5; Poultry Medicine & Production – 5; Small Animal Orthopaedics – 4; Veterinary Anaesthesia – 3; Veterinary Cardiology – 2; Veterinary Dermatology – 5; Veterinary Ophthalmology – 4; Veterinary Radiology – 5.

2 These subjects have been subsumed by the Diplomas of the respective European Colleges. No further enrolments after 1 November 2007.

3 T3 These subjects have been superseded by new RCVS qualifications and are no longer available.

The last enrolments for ALL remaining RCVS Diplomas was 1 November 2012 – examinations will continue to be held up until 2019 or, when the last candidate leaves the system.

Table 10. New Fellows welcomed to the Fellowship in 2020, with breakdown by pathway

Fellowship by Meritorious Contributions to Clinical Practice
Dr Adam Gow BVM&S CertSAM DSAM DipE + A4:A34CVIM-CA PhD FHEA FRCVS
Dr Allan Gunn BVM&S BScAg MANZCVS DipACT FRCVS
Dr Andrew McDiarmid BVM&S CertES(Orth) FRCVS
Dr Andrew Thomas Parry MA VetMB CertVDI DipECVDI FRCVS
Mr Brian Faulkner BVM&S MBA FRCVS
Mr Carl Bradbrook BVSc CertVA DipECVAA FRCVS
Dr David Killick BVetMed CertSAM DipECVIM-CA PhD FRCVS
Mr Duncan Berkshire MA VetMB MSc CertPM MRSB FRCVS
Mr Edward James Friend BVetMed CertSAS BVM DipECVS FRCVS
Dr Elise Robertson BVetMed BS MACVSc DipABVP FHEA FRSB FRCVS
Dr Elvin Kulendra BVetMed CertVDI MVetMed DipECVS FRCVS
Prof Gerhardus Steenkamp BVSc BSc MSc PhD FRCVS
Dr Guillaume Chanoit DipECVS PhD FRCVS
Miss Imogen Johns BVSc DipACVIM FRCVS
Dr James Oliver BVSc CertVOphthal DipECVO PhD FRCVS
Mr Jim Carter BVetMed DVOPhthal DipECVO FRCVS
Prof Johan Schoeman BVSc DSAM DipECVIM-CA PhD FRCVS
Dr John Keen BVetMed BSc CertEM(IntMed) DipECEIM MSc PhD MRCVS
Mr Jon Hall VetMB MA CertSAS DipECVS SFHEA FRCVS
Mr Jonathan Reader BVSc DCHP FRCVS
Mrs Karin Mueller DCHP MVSc DipECBHM FRCVS
Dr Kerry Rolph BVM&S PhD FACVSc DipECVIM-CA FRCVS
Dr Louise Clark BVMS CertVA DipECVAA MSc FRCVS
Mr Mark Maltman BVSc CertSAM CertVC FRCVS
Mr Mark Owen BVSc CertSAO FRCVS
Mr Matthew Gurney BVSc CertVA DipECVAA FRCVS
Mrs Melanie Dobromylskij BVSc BSc FRCPath FRCVS
Dr Nicola Reed BVM&S CertVR CertSAM DipECVIM-CA DSAM(Feline) FRCVS
Dr Nicolas Granger DipECVN FHEA PhD FRCVS
Dr Panagiotis Mantis DVM FHEA DipECVDI FRCVS
Dr Paul Macfarlane BVSc CertVA DipECVAA FRCVS
Dr Prue Neath BVetMed BSc DipACVS DipECVS FRCVS
Dr Richard Meeson VetMB MA MVetMed DipECVS FHEA PhD FRCVS
Dr Rosario Cerundolo CertVD DipECVD FRCVS
Ms Ruth Willis BVM&S DVC FRCVS
Mr Tom Harcourt-Brown MA VetMB DipECVN CertVDI FRCVS
Mr Toby Gemmill BVSc DipECVS DSAS(Orth) MVM FRCVS
Mr Tom Clarke BA VetMB CertVR CertSAS FRCVS
Dr Veronica Roberts VetMB BA DipECEIM MA FRCVS

Table 10. New Fellows welcomed to the Fellowship in 2020, with breakdown by pathway (continued)

Fellowship by Meritorious Contributions to Knowledge
Dr Becki Lawson MA VetMB MSc DipECZM PhD FRCVS
Prof Julia Beatty BVetMed BSc PhD FACVSc FRCVS
Prof Mark Fox BVetMed PhD FHEA DipEVPC FRCVS
Dr Nicola Menzies-Gow MA VetMB CertEM(IntMed) DipECEIM FRCVS
Prof The Lord Alexander Trees BVM&S PhD FRCVS
Fellowship by Meritorious Contributions to the Profession
Mr Andrew Davies BVetMed CertCHP FRCVS
Dr Andrew Higgins BVetMed MSc PhD FRSB FRCVS
Mrs Carolyne Crowe BVetMed MSc BSc FRCVS
Dr Christopher Tufnell BVMS FRCVS
Dr David Black BVM&S DVetMed DBR FRCVS
Dr Douglas Hutchison BVMS FRSE FRCVS
Dr Freda Scott-Park BVM&S PhD Hon.DVM&S FRCVS
Dr Ian Mason BVetMed PhD CertSAD DipECVD FRCVS
Mr John Fishwick MA VetMB DCHP DipECBHM FRCVS
Mr Mike Jessop BVetMed FRCVS
Prof Richard Hammond BVetMed BSc PhD DipECVAA DVA MBA FRCVS
Dr Sheila Voas BVM&S FRCVS
Dr Simon Doherty BVMS CBiol FRSB FRCVS
Dr Tanya Stephens BVSc MACVSc FRCVS

Figure 12. Current holders of RCVS postgraduate statuses, qualifications and awards

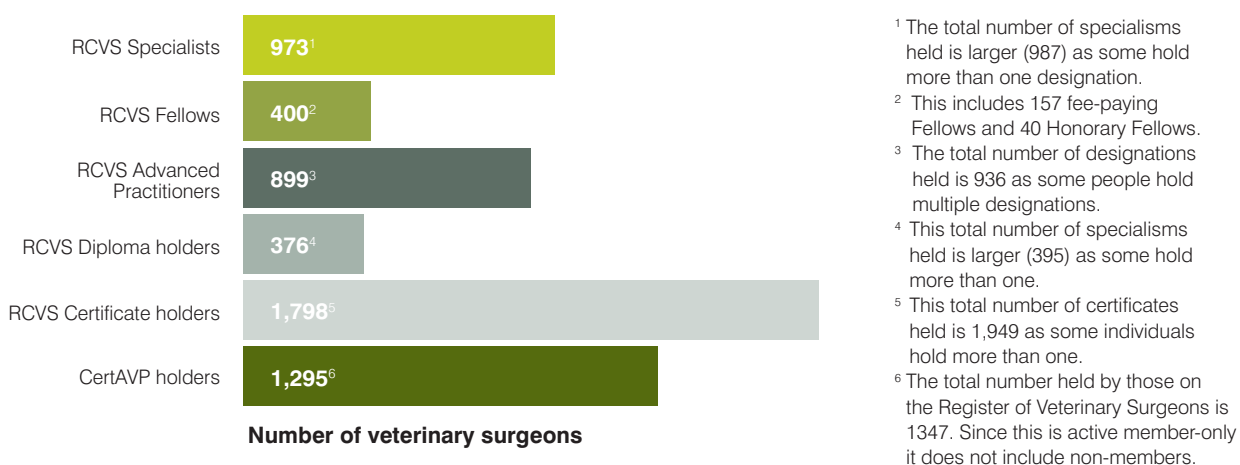


Table 11. Number of Diplomas in Advanced Veterinary Nursing (DipAVN) awarded

	2015	2016	2017	2018	2019	2020
DipAVN(Small Animal)	34	35	34	33	29	49
DipAVN(Equine)	-	2	1	1	1	-

NB in 2015 and 2016, the Diplomas were awarded during the year under review, although published in April.

Table 12. Numbers of veterinary nursing training practices, Awarding Organisations and Higher Education Institutions

	01/01/2016	01/01/2017	01/01/2018	01/01/2019	01/01/2020
Training practices	2,372	2,514	2,620	2,777	2,856
Awarding organisations	2	2	2	3	3
Higher education institutions	17	17	19	20	21

Analysis of 2019 audit of continuing professional development (CPD) for veterinary surgeons

Table 13. Response and compliance rates for groups included in audit

	Included in sample	Responded		Compliant		Non-compliant (NC)	
		Count	%	Count	%	Count	%
Group 1	670	658	98%	618	94%	40	6%
Group 2	177	150	85%	89	59%	61	41%
Group 3	28	13	46%	8	62%	5	38%
Group 4	55	52	95%	45	87%	7	13%
Group 5	144	137	95%	60	44%	77	56%
Total 2019	1,074	1,010	94%	820	81%	190	19%
Total 2018	973	891	92%	609	68%	282	32%
Total 2017	1,011	860	85%	601	59%	259	26%
Total 2016	1,396	1,210	87%	899	74%	311	26%

Key

Group 1: Any vet on the Practising register that did not tick the box confirming CPD compliance during renewal.

Group 2: A random sample of self-certified 'CPD compliant' vets.

Group 3: Vets who were audited last year and non-compliant with the overall requirement.

Group 4: Any vet that was included in the 2016 CPD audit but did not respond to any communication from the RCVS.

Group 5: Any recent graduate vet who did not respond to any communication regarding the Professional Development Phase.

Table 14. CPD hours over the three years (2016 to 2018) by group

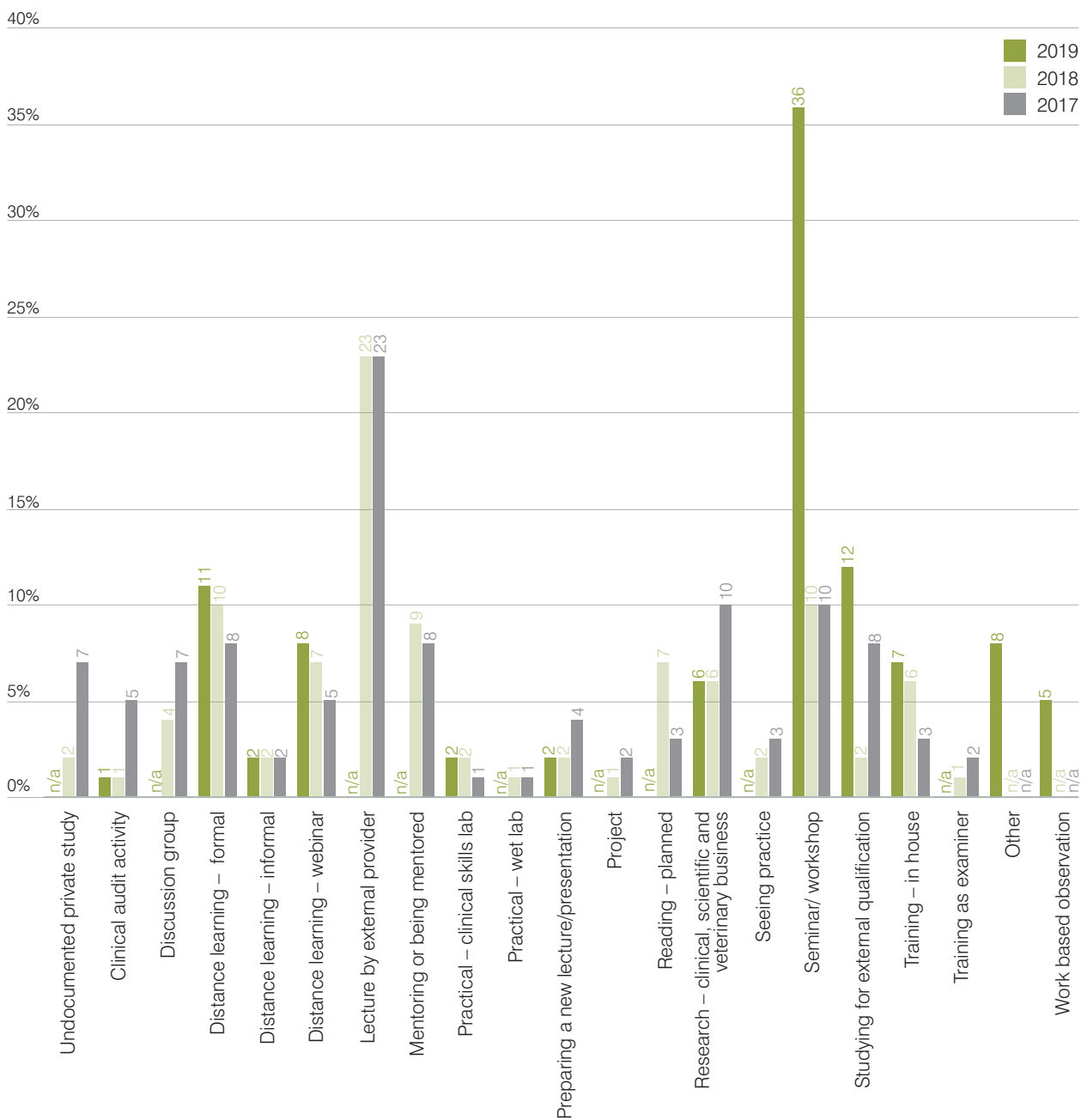
CPD Hours	All	Group 1	Group 2	Group 3	Group 4	Group 5
0-10	58	19	12	5	6	16
11-50	36	4	21	0	0	11
51-80	81	19	24	0	7	31
81-104	100	25	31	1	7	36
105-120	259	183	44	2	11	19
121-200	308	255	13	3	16	21
201+	168	153	5	2	5	3
Total	1,010	658	150	13	52	137

Range: 0-5102

Table 15. Average number of CPD hours by group

	Average over 3 years	Non Compliant	Compliant	Group 1	Group 2	Group 3	Group 4	Group 5	Group 6
2019	166	48	206	198	84	41	127	80	-
2018	136	40	207	197	76	113	117	90	-
2017	128	63	179	141	93	131	117	106	137

Figure 13. Type of CPD undertaken by respondents to the 2019 audit compared to 2018 and 2017 audits



Analysis of 2019 audit of continuing professional development (CPD) for veterinary nurses

Table 16. Response and compliance rates for groups included in audit

	Included in sample	Responded		Compliant		Non-compliant (NC)	
Group 1	773	761	98%	688	90%	73	10%
Group 2	180	159	88%	98	62%	61	38%
Group 3	58	45	78%	21	47%	24	53%
Group 4	118	112	95%	47	42%	65	58%
Total 2019	1,129	1,077	95%	854	79%	223	21%
Total 2018	1,016	939	93%	672	72%	267	28%
Total 2017	857	784	92%	578	67%	209	24%
Total 2016	627	591	94%	420	71%	171	29%

Group 1: A sample of 8% of RVNs who have been registered for a period of at least three years without a break. These RVNs were asked to supply information covering three years (2015, 2016 and 2017).

Group 2: RVNs who submitted a return in 2017 but fell some hours short of the overall requirement. RVNs who had completed fewer than 40 hours in the three-year period covered by the 2017 audit were only required to submit their CPD record for 2017.

Group 3: RVNs who, despite reminders, failed to respond to the request to submit their CPD records in 2017, and yet remain active on the Register of Veterinary Nurses. These nurses were asked to submit their records covering the three year period (2015, 2016 and 2017), and were specifically reminded of the requirement to provide the RCVS with CPD records when requested.

Table 17. CPD hours over the three years (2016 to 2018) by group

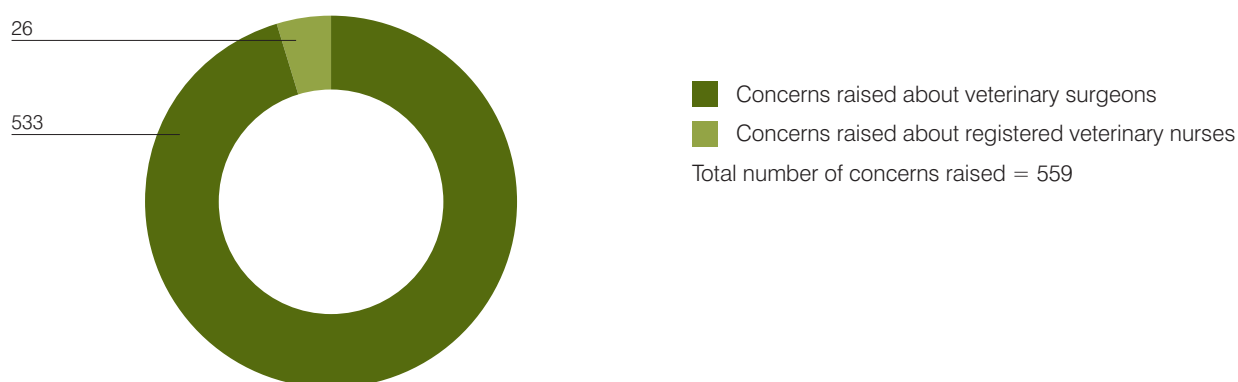
CPD Hours	All	Group 1	Group 2	Group 3	Group 4
0–9	62	20	13	16	13
10–19	15	1	10	0	4
20–29	46	7	18	3	18
30–39	91	35	27	5	24
40–44	59	25	16	1	17
45–55	281	192	58	7	24
56–100	347	315	13	8	11
100+	177	167	4	5	1

Range: 0–1836.8, avg: 82

Table 18. Average number of CPD hours by group

	All	Compliant	Non- Compliant	Group 1	Group 2	Group 3	Group 4	Group 5
2019 audit	82	101	26	99	42	44	36	-
2018 audit	81	109	27	106	39	77	36	31
2017 audit	74	99	29	92	43	44	38	53

Figure 14. Number of concerns raised about veterinary surgeons and veterinary nurses



Total enquiries registered* – 1 April 2019 – 31 March 2020 = 3,302 (1,389 written enquiries and 1,913 telephone enquiries).
Total concerns registered – 1 April 2019 – 31 March 2020 = 559
Total advice registered – 1 April 2019 – 31 March 2020 = 5,301 (2,411 written advice and 2,890 telephone advice).

* Following commencement of the second alternative dispute resolution (ADR) trial on 3 October 2016, the concerns process changed with the introduction of an Enquiries Stage. This allows the public to access information about the sort of cases that the RCVS deals with and those that could appropriately be referred to the Veterinary Client Mediation Service (VCMS). This new stage allows Case Managers to advise and to signpost the most appropriate way of dealing with a concern. However, if a member of the public (notwithstanding signposting advice) insists that they wish the RCVS to deal with their concern, then it goes through the RCVS process in the normal way.

Fig 15. Number and category of concerns registered and written requests for advice received for both veterinary surgeons and registered veterinary nurses

Category	Concerns	Advice
Referrals and second opinions	4	8
Veterinary care	383	234
24-hour emergency first aid and pain relief	11	54
Veterinary medicines	17	221
Communication between professional colleagues	7	6
Equine pre-purchase examinations	3	9
Euthanasia of animals	14	23
Practice information, fees & animal insurance	12	106
Fair trading requirements	0	8
Communication and consent	31	42
Use and re-use of samples, images, post mortems and disposal	1	8
Clinical and client records	14	52
Client confidentiality	3	40
Health	0	4
Performance	0	1
Veterinary teams and leaders	3	3
Delegation to Veterinary nurses	0	106
Treatment of animals by unqualified persons	2	125
Certification	6	24

Fig 15. Number and category of concerns registered and written requests for advice received for both veterinary surgeons and registered veterinary nurses (continued)

Category	Concerns	Advice
Giving evidence for court	4	7
Advertising, endorsement, and publicity	4	229
Named Veterinary Surgeons	0	1
Miscellaneous procedures	14	39
Social media and online networking forums	2	14
Microchips and animals without microchips	1	25
CPD Compliance	4	0
Registration investigation	3	2
Restoration	1	1
Convictions	15	8
Covid-19	0	524
Data Protection	0	4
Raising concerns about a colleague	0	1
Riding establishments	0	21
Working hours	0	7
Recognised Veterinary Practice	0	24
Other	0	430
Total	559	2,411

Table 19. Number and type of case examinations and investigations by the Preliminary Investigation Committee (PIC) / Registered Veterinary Nurses Preliminary Investigation Committee (RVN PIC)

	2018/19	2019/20
Announced visits to veterinary practices and those raising concerns (No of interviews)	9 (15)	7 (10)
Unannounced visits to veterinary practices (No of interviews)	11 (11)	2 (2)
Health Protocol visits (No of interviews)	0	0
Performance Protocol visits (No of interviews)	0	0
Review visits (No of interviews)	0	0
Referral to external solicitors (No of formal witness statements taken)	23 (128)	13 (116)
Registration investigations (No of interviews)	0	0
Veterinary Surgeons Act 1966 – liaising with other agencies	12	8

NB – Generally, it is the PIC and RVN PIC that refers concerns raised to external solicitors.

Table 20. Summary of Disciplinary Committee (DC) hearings

Scheduled dates	Name	Days listed	Days sat	Complaint concerning	Outcome	Cost (£)
Veterinary surgeons						
17/04/19 – 30/04/19 (Eight-day hearing) (non-sitting on Friday 19 and Monday 22 April)	Dr Natalia Strokowska	11	8	Allegations relating to a failure to obtain necessary consent for posts on social media and dishonesty in communication in relation to her practising status.	Misconduct found – reprimand and warning	£171,716
29/04/19 – 08/05/19 (Seven-day hearing) (non-sitting on Wednesday 1 May and Monday 6 May)	Dr Zahra Rafiq & Mr Oscar Perez Maillo	7	7	Allegations of taking two newborn puppies from their owner and a failure to keep accurate clinical records	Dr Rafiq – suspended from the Register for a period of six months Mr Perez Maillo – case dismissed	£77,656
01/05/19 & 09/05/19-10/05/19 (Three-day hearing) This hearing covered charges that the Disciplinary Committee had found proved at its earlier hearing on 26 April 2018 for which sanction had been postponed for a period of one year and new charges against the Respondent.	Dr Susan Mulvey	3	3	Allegations of failing to communicate with clients, professional colleagues and the College.	Suspended from the Register for a period of six months	£96,009
28/05/19 – 29/05/19 (Two-day hearing)	Dr Colm Doherty	2	2	Conviction for careless driving causing death.	Case dismissed	£15,904
30/05/19 (One-day hearing)	Mr Warwick Seymour-Hamilton	1	1	Application to be restored to the Register.	Application refused	£10,518
18/06/19 – 26/06/19 (Eight-day hearing)	Ms Julia Creese & Ms Elizabeth Law	8	8	Allegations in respect of allowing a dog to remain at a practice overnight without adequate monitoring and/or post-operative care.	Ms Creese – case dismissed Ms Law – Misconduct found – Reprimand	£76,797
03/06/19 – 11/06/19 & 19/07/19 (Seven-day hearing) (Non-sitting on Wednesday 6 June)	Dr Eleonora Corsi	6	7	Allegations relating to the care of a pregnant dog.	Case dismissed	£100,328
23/07/19 – 26/07/19 (Four-day hearing)	Dr Jatinder Dhani	5	4	Allegations relating to the use of excessive force in kicking and stamping on a dog he was treating and failing to pay adequate regard to the welfare of a dog and a cat in his care.	Suspended from the Register for a period of four months	£73,620

Table 20. Summary of Disciplinary Committee (DC) hearings (continued)

Scheduled dates	Name	Days listed	Days sat	Complaint concerning	Outcome	Cost (£)
Veterinary surgeons						
07/08/19 (One-day hearing) This was a resumed hearing of an inquiry which was originally adjourned on 23 January 2018 and thereafter on 30 July 2018.	Dr Lynn Davies	1	1	Allegations relating to two drink driving offences, breaching the terms of her undertakings to the College as part of its Health Protocol, and being under the influence of alcohol whilst on duty as a veterinary surgeon.	Misconduct found – reprimand and warning	£11,245
19/08/19 – 21/08/19 (Three-day hearing)	Dr Michael Jones	4	3	Allegations in respect of making dishonest entries in horse passports and subsequently making dishonest entries in the same horses' clinical records.	Suspended from the Register for a period of two months.	£55,356
23/09/19 – 26/09/19 25/11/19 – 11/12/19 07/01/19 – 17/01/19 (Twenty-six-day hearing) The hearing was adjourned both in January and September 2019, due to lack of time within which to complete the case.	Mr Javier Salas Navarro & Mr Roman Kristin	10	26	Allegations relating to the treatment of a kitten.	Mr Salas Navarro - Misconduct found – Reprimand Mr Kristin – Suspended from the Register for a period of four months	£330,699
10/10/19 – 11/10/19 (Two-day hearing) Following the Disciplinary hearing in January 2018, Dr Schulze Allen submitted an appeal to the Privy Council. The Privy Council partially upheld the College's charge that Dr Schulze Allen was dishonest and made false representations when applying for restoration to the RCVS Register. The Privy Council also set aside the Disciplinary Committee's original sanction and remitted the task of sanction back the Disciplinary Committee.	Dr Gerhard Schulze Allen	2	2	Allegations that the Respondent was dishonest and made false representations when he had, in a written application for restoration to the Register, represented that he did not have any adverse findings when he should have declared his infraction for petty theft.	Suspended from the Register for a period of three months	£122,249* *This figure includes the £44,962 reported in the RCVS Facts 2018 and the additional costs accrued since publication.

Table 20. Summary of Disciplinary Committee (DC) hearings (continued)

Scheduled dates	Name	Days listed	Days sat	Complaint concerning	Outcome	Cost (£)
14/10/19 – 22/10/19 (Six-day hearing) (Non-sitting on Thursday 17 October)	Dr Igor Vasilev & Mr Geoffrey Irvine	7	6	Allegations relating to the treatment of a dog.	Case dismissed	£81,081
28/10/19 – 08/11/19 (Nine-day hearing) (Non-sitting on Tuesday 5 November) & 15/01/20 – 16/01/20 (Two-day hearing)	Dr John Gunn	11	11	Allegations relating to providing an inadequate level of care and advice in respect of a dog.	Misconduct found – reprimand and warning	£162,929
21/11/19 (One-day hearing)	Miss Andreea Bacaintan	2	1	Conviction for buying influence in Romania whilst studying veterinary medicine.	Misconduct found – reprimand and warning	£20,472
16/12/19 (One-day hearing)	Dr Mark Kombert	3	1	Allegations relating to the theft of controlled drugs from a veterinary practice	Removed from the Register	£57,329
13/01/20 – 21/01/20 (Six-day hearing) (Non-sitting on Wednesday 15 January)	Mr Rahul Shah	6	6	Allegations relating to the castration of a kitten and failing to have adequate regard to previous advice and warnings from the RCVS.	Removed from the Register	£56,746
Registered veterinary nurses						
20/05/19 – 21/05/19 (Two-day hearing)	Miss Georgina Bretman	2	2	Conviction for causing unnecessary pain and suffering to a dog.	Removed from the Register	£18,459

Table 21. Summary of appeals to the Privy Council

Scheduled dates	Name	Complaint concerning	Outcome	Cost (£)
1 July 2019	Dr Gerhard Schulze Allen	Appeal against the DC decision to remove name from the Register	Appeal partially upheld	£50,000
17 October 2019	Dr Horia Elefterescu	Appeal against the DC decision to remove name from the Register	Appeal dismissed	£71,281.40
24 March 2020	Mr John Hendrie Smith	Appeal against the DC decision to remove name from the Register	Appeal withdrawn by Mr Smith	£13,000

Table 22. Summary of cases handled outside the Disciplinary Committee (DC)

Identification ¹	Complaint concerning	Outcomes	Cost (£) ²
Health Protocol cases			
Case 1	Alcohol misuse	Health protocol/undertakings	£8,277
Case 2	Alcohol / drug misuse	Health protocol / undertakings	£15,019
Case 3	Drug misuse	Health protoco l/ undertakings	£14,866
Performance Protocol cases			
Case 4	Clinical performance	Performance / undertakings	£22,402
Case 5	Clinical performance	Performance / undertakings	£18,338

¹ Unless referred to a DC hearing, all cases remain anonymous.

² The costs relating to these cases are cumulative: some commenced before 1 April 2019 and others will continue after 31 March 2020.

Table 23. VN Council membership and attendance from 1 April 2019 – 31 March 2020

	VN Council	VN Education Committee
Elected Members		
Lucy Bellwood RVN	1/1	
Elizabeth Cox RVN	3/4	
Susan Howarth RVN	4/4	5/5
Andrea Jeffery RVN	3/4	
Racheal Marshall RVN	4/4	
Matthew Rendle RVN	4/4	
Appointed veterinary nurse members		
Belinda Andrews-Jones RVN	3/4	
Katherine Kissick RVN	4/4	
Appointed veterinary surgeon members		
Joanna Dyer MRCVS	4/4	
Lucie Goodwin MRCVS	4/4	
Appointed lay members		
Alison Carr	4/4	
Dominic Dyer	2/4	
Susan Proctor	2/4	3/5
Wendy Drinkwater	3/4	

Table 24. Number of permanent RCVS and RCVS Knowledge staff

	31/3/19	31/3/20
Permanent RCVS staff	115	122
Permanent RCVS Knowledge staff	11	14

Table 25. Practice Standards Scheme Assessors as at 31 March 2020

David AshcrDavid Ashcroft	Mary Glassbrook
Sophie Aylett	John Killen
Cees Bennett	Anne Lawson
Alexandra Best	Robert Lehner
Samantha Bloomfield	Pamela Mosedale
Helen Boast	Emma Robinson
Victoria Bullen	Rudo Ruvangu
Richard Byrne	Sally Stockton
David Donovan	Nicholas Stuart
Alice Duvernois	Charles Thursby-Pelham
Laura Fletcher	Malcolm Whitehead
Ean Garner-Richardson	

Table 26. RCVS Council and committee membership and attendance

	Cncl	APC	ARC	EC	FRC	PIC/DC LC	Stndrds	Total	%
Elected Members									
Dr C J Allen MRCVS	6/6	2/4					3/3	11/13	85%
Mr C T Barker MRCVS (PIC/DC LC to 12/7/19)	5/6				2/3	2/2		9/11	82%
Miss L S Belton MRCVS (from 12/7/19)	5/5						2/3	7/8	88%
Ms A K Boag MRCVS	6/6	0/4				5/5		11/15	73%
Dr D S Chambers MRCVS	4/6			3/4				7/10	70%
Dr N T Connell MRCVS	6/6	4/4						10/10	100%
Dr M A Donald MRCVS (PIC/DC LC from 12/7/19)	6/6				2/3	3/3	4/4	15/16	94%
Mrs J M Dyer MRCVS	6/6							6/6	100%
Ms L V Goodwin MRCVS	5/6							5/6	83%
Dr M O Greene MRCVS	6/6							6/6	100%
Professor T R C Greet FRCVS (to 12/7/19)	1/1		1/2					2/3	67%
Mrs L V Hill MRCVS (to 12/7/19)	1/1							1/1	100%
Mr D J Leicester MRCVS	6/6						3/4	9/10	90%
Professor S A May FRCVS	5/6		1/2					6/8	75%
Dr S Paterson FRCVS	6/6			4/4				10/10	100%
Mr M L Peaty MRCVS	6/6				1/3		4/4	11/13	85%
Dr K A Richards MRCVS (to 12/7/19)	1/1					2/2	1/1	4/4	100%
Mr P B Robinson MRCVS (to 12/7/19)	1/1							1/1	100%
Dr C L Scudamore FRCVS	5/6			4/4	3/3			12/13	92%
Dr N C Smith FRCVS	5/6					2/5		7/11	64%
Dr C P Sturgess FRCVS	6/6				3/3	3/5		12/14	86%
Dr C W Tufnell MRCVS (PIC/DC LC from 12/7/19)	6/6	4/4			3/3	3/3		16/16	100%
Appointed Members (vet schools)									
Professor D J Argyle FRCVS (E)	3/6	3/3					1/4	7/13	54%
Professor E Cameron MRCVS (G)	4/6			4/4				8/10	80%
Professor S Dawson FRCVS (Lv)	3/6	3/3		1/1				7/10	70%
Professor G C W England FRCVS (N)	4/6	1/1						5/7	71%
Professor R A Hammond MRCVS (B) (from 12/7/19)	5/5			2/3				7/8	88%
Mrs A K Jeffery RVN (B) (to 12/7/19) (to 12/7/19)	1/1							1/1	100%
Professor C J Proudman FRCVS (S) (from 1/2/20)	1/1							1/1	100%
Professor S W J Reid MRCVS (Ln) (to 12/7/19)	1/1	1/1						2/2	100%
Professor K C Smith FRCVS (Ln) (from 12/7/19)	5/5			3/3				8/8	100%
Professor J L N Wood FRCVS (C)	5/6			3/3				8/9	89%

Table 26. RCVS Council and committee membership and attendance

	Cncl	APC	ARC	EC	FRC	PIC/DC LC	Stndrds	Total	%
Appointed Members (Lay)									
Professor D Bray	5/6		3/4					8/10	80%
Mr J M Castle	5/6						4/4	9/10	90%
Ms L Ford	5/6			4/4				9/10	90%
Mrs C-L McLaughlan	6/6						4/4	10/10	100%
Mr T J Walker	5/6	4/4			3/3			12/13	92%
Ms J S M Worthington	6/6				3/3	4/5		13/14	93%
Appointed Members (Veterinary Nurse)									
Ms E K Cox RVN	4/6						3/4	7/10	70%
Miss R M Marshall RVN	6/6	3/4			3/3			12/13	92%
Observer									
Miss C H Middlemiss MRCVS	1/6							1/6	17%

This section lists the members of RCVS Council and committees, and VN Council members, from 7 July 2019 to 13 July 2020, and their attendance record during the year under review (1 April 2019 to 31 March 2020).

Key

Cncl – RCVS Council

APC - Advancement of the Professions Committee

ARC – Audit and Risk Committee

EC – Education Committee

PIC/DC LC – PIC/DC Liaison Committee

Stndrds – Standards Committee

Universities:

B = Bristol

C = Cambridge

E = Edinburgh

G = Glasgow

Lv = Liverpool

Ln = London

N = Nottingham



Royal College of Veterinary Surgeons

The Cursitor, 38 Chancery Lane,
London WC2A 1EN

T 020 7222 2001 F 020 7222 2004

E info@rcvs.org.uk  [@theRCVS](https://twitter.com/theRCVS)

www.rcvs.org.uk