

# RCVS FACTS

FACTS AND FIGURES FROM THE ROYAL COLLEGE OF VETERINARY SURGEONS

2017



Welcome to *RCVS Facts* 2017.

Here you will find everything from the number of UK veterinary students, through the distribution of veterinary surgeons and veterinary nurses across the UK, to a summary of the number of concerns and disciplinary hearings we have dealt with.

For a review of our financial activities, you can download our Annual Report 2016 from [www.rcvs.org.uk/publications](http://www.rcvs.org.uk/publications).

Year in review is: 1 April 2016 to 31 March 2017, unless otherwise stated.



Profile of the professions

Numbers and distribution of members	2	Analysis of 2016 audit of continuing professional development (CPD) for veterinary nurses	19
Breakdown of members by category of registerable qualification	2	Response and compliance rates for groups included in audit	19
Breakdown of principal RCVS membership categories	2	CPD hours over the three years (2013–2015) by group	19
UK-practising members by age and gender	3		
Registered veterinary nurses by age and gender	3		
Numbers of veterinary surgeons/ veterinary nurses in the UK	4		
Numbers of PSS veterinary premises / registered veterinary premises in the UK	4		
Breakdown of PSS veterinary premises by accreditation type	4		
Registration of veterinary surgeons and veterinary nurses	5		
Fees for veterinary surgeons and veterinary nurses	5		
Number of new registrations based on registrant's country of graduation / qualification recognition	6		
Trends in registration of veterinary surgeons	7		
Number of new VN registrations based on registrant's country of qualification	8		
Trends in registration of veterinary nurses	9		

Concerns, advice and disciplinary

Number of concerns raised about veterinary surgeons and registered veterinary nurses	21
Number and category of concerns and written requests for advice received	21
Number and type of case examinations and investigations by the Preliminary Investigation Committee/ Veterinary Nurse Preliminary Investigation Committee	22
Summary of Disciplinary Committee hearings	23
Summary of appeals to the Privy Council	23
Summary of cases handled outside the Disciplinary Committee (DC)	24

Education

Undergraduate student numbers	10	VN Council membership and attendance	25
Certificate in Advanced Veterinary Practice: number of module passes	12	Permanent staff	25
Number of Certificates in Advanced Veterinary Practice awarded	14	RCVS Council and committee membership and attendance	26
Successful Diploma holders by subject	14		
Number of enrolled candidates and those who have obtained Diploma qualifications	15		
Current holders of RCVS postgraduate statuses, qualifications and awards	16		
Number of Diplomas in Advanced Veterinary Nursing awarded	16		
Numbers of veterinary nursing training practices, approved awarding organisations and higher education institutions	16		
Analysis of 2016 audit of continuing professional development (CPD) for veterinary surgeons	17		
Response and compliance rates for groups included in audit	17		
CPD hours over the three years (2013–2015) by group	17		
Average number of CPD hours by group	18		
Type of CPD undertaken by respondents to the 2016 audit compared with the 2015 and 2014 audits			

Councils, committees and staff

Table 1. Numbers and distribution of RCVS members

Names entered on	31/3/16	Totals	31/3/17	Totals
General List I	20,618		21,125	
General List II	6,208		6,907	
Commonwealth List	2,004		2,050	
Foreign List	537		559	
Temporary List	34		39	
Supplementary Veterinary Register	6		6	
Total number of members		29,407		30,686
UK-practising		22,009		23,220
Practising outside the UK		2,846		2,913
Non-practising				
United Kingdom	2,878		2,952	
Overseas	624		628	
		3,502		3,580
Republic of Ireland <sup>1</sup>				
		1,010		928
Other				
Temporary List	34		39	
Supplementary Veterinary Register	6		6	
		40		45
Total number of members		29,407		30,686

Notes

General List I – members who have a recognised UK qualification.

General List II – members who have a scheduled EU qualification.

Commonwealth List – members who have an accepted Commonwealth qualification, or who have a Commonwealth qualification and have passed the RCVS Statutory Examination for Membership.

Foreign List – members who have an accepted overseas qualification, or who have an overseas qualification and have passed the RCVS Statutory Examination for Membership.

Temporary List – temporary members or visiting European veterinary surgeons.

Supplementary Veterinary Register – members who were, or were entitled to be, Registered Veterinary Practitioners prior to the introduction of the Veterinary Surgeons Act 1966.

<sup>1</sup> Veterinary surgeons resident in the Republic of Ireland who qualified before 1 June 1988 and remain RCVS members (and who must also register with the Veterinary Council of Ireland).

Figure 1. Breakdown of members by category of registerable qualification

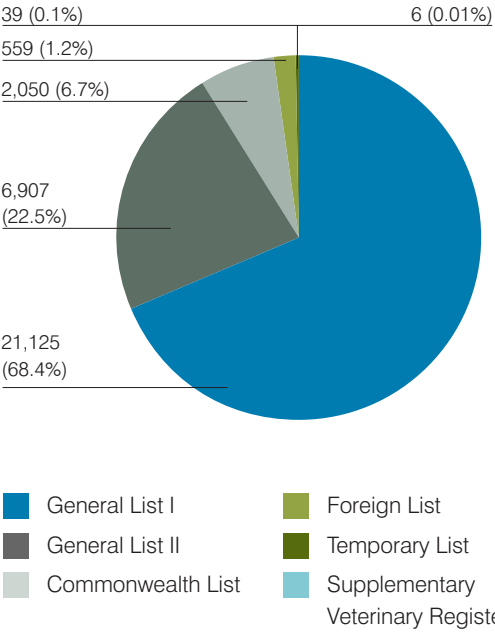


Figure 2. Breakdown of principal RCVS membership categories

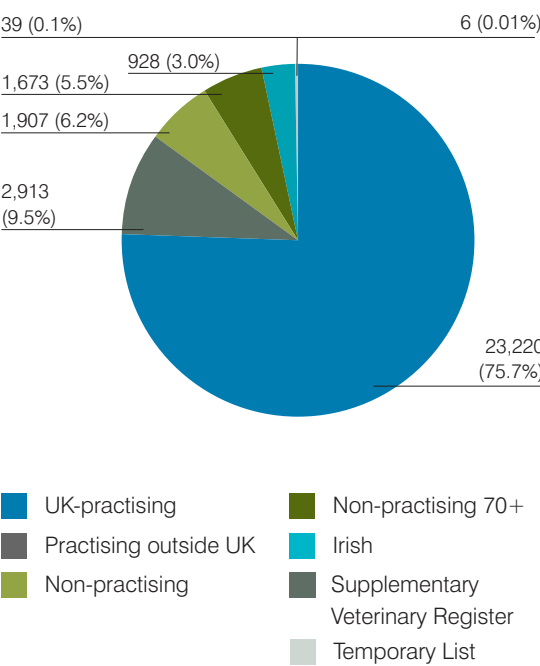


Figure 3. UK-practising veterinary surgeons by age and gender

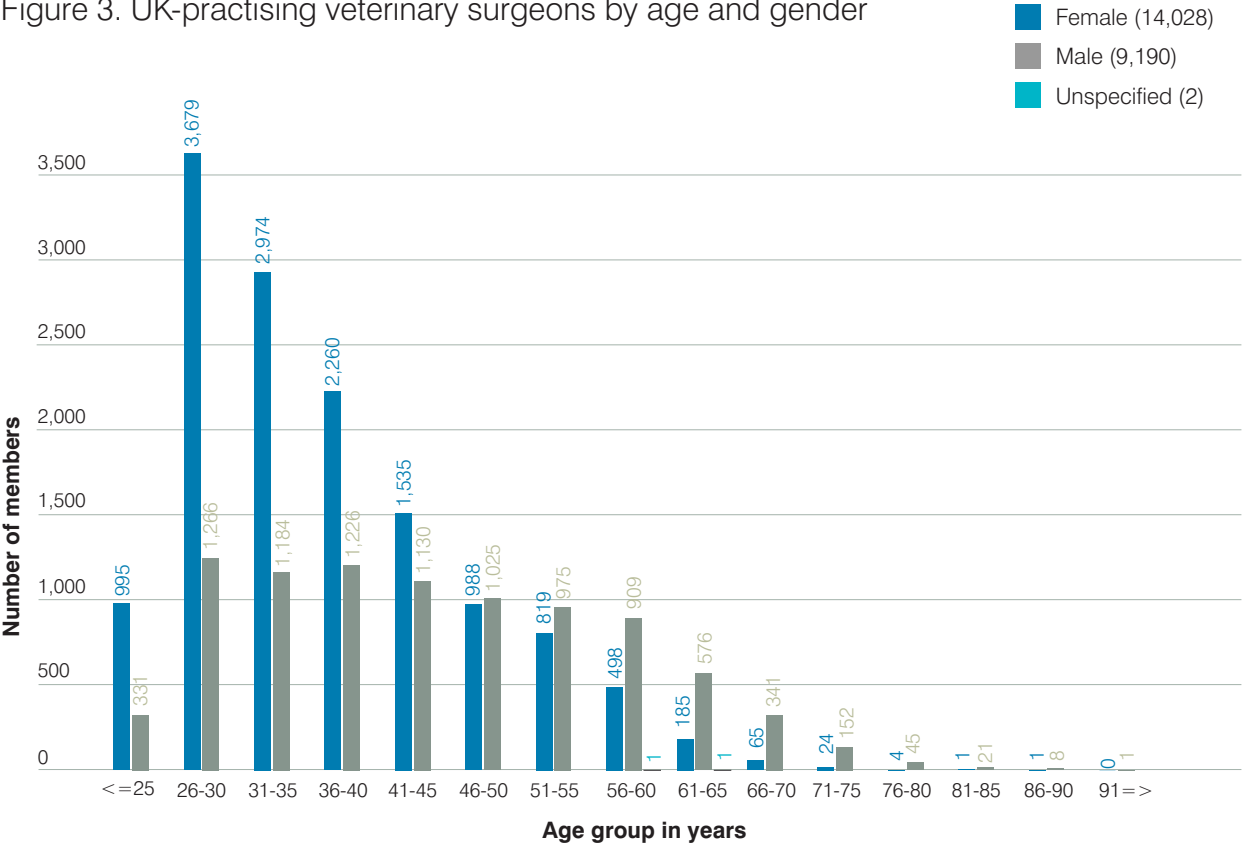
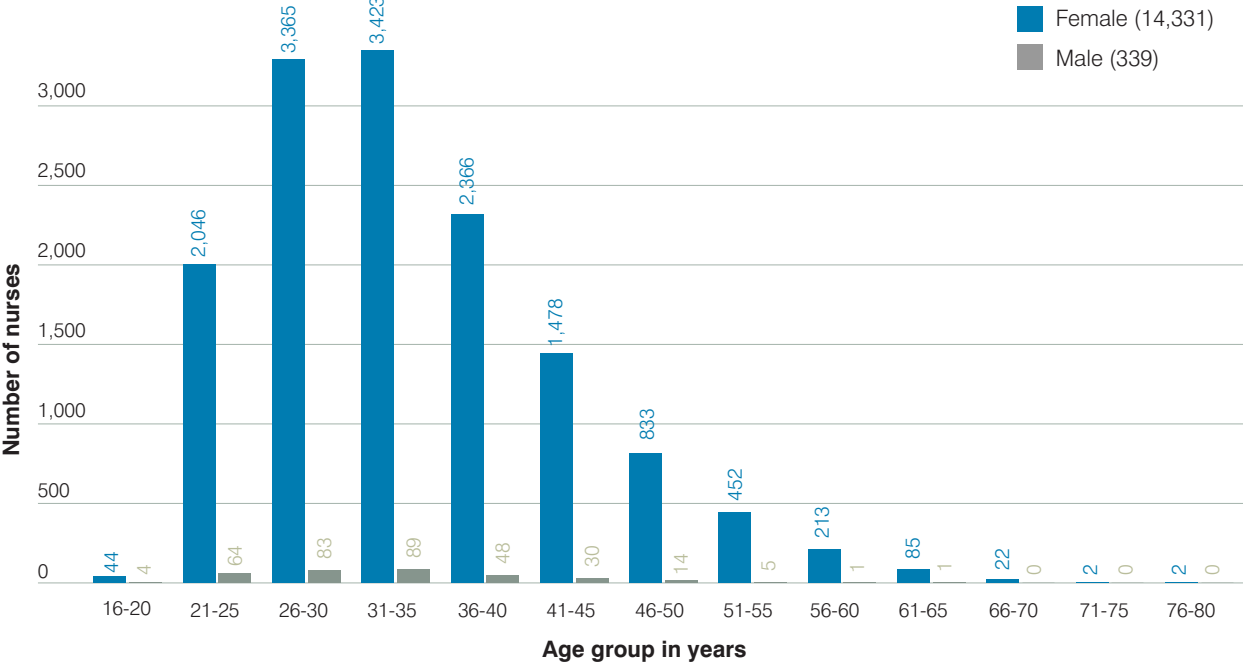
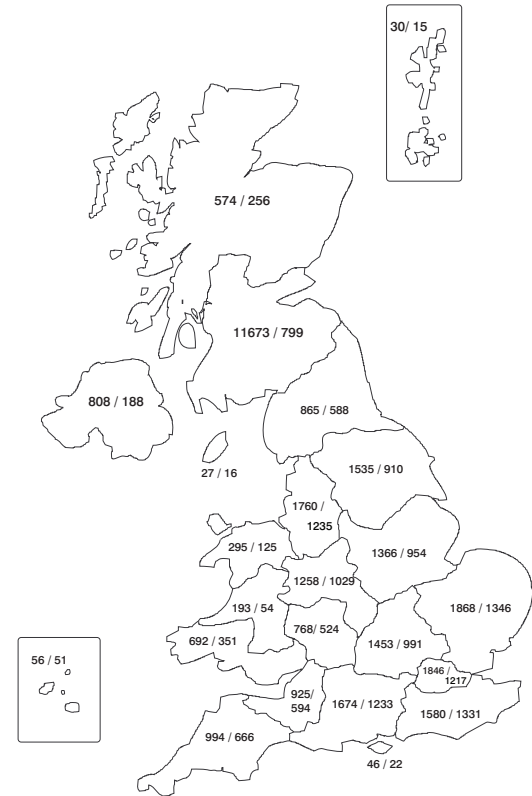


Figure 4. Registered veterinary nurses by age and gender



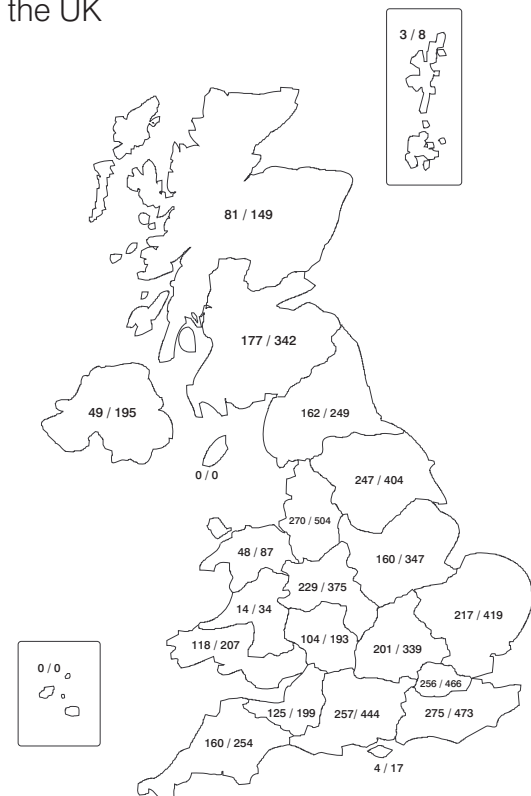
NB There are 46 veterinary nurses on a period of supervised practice which qualified veterinary nurses who are returning to practice and the Register after a period of five years absence or more need to undertake before they can apply to be restored to be full members of the Register.

Figure 5. Numbers of practising veterinary surgeons/ registered veterinary nurses in the UK



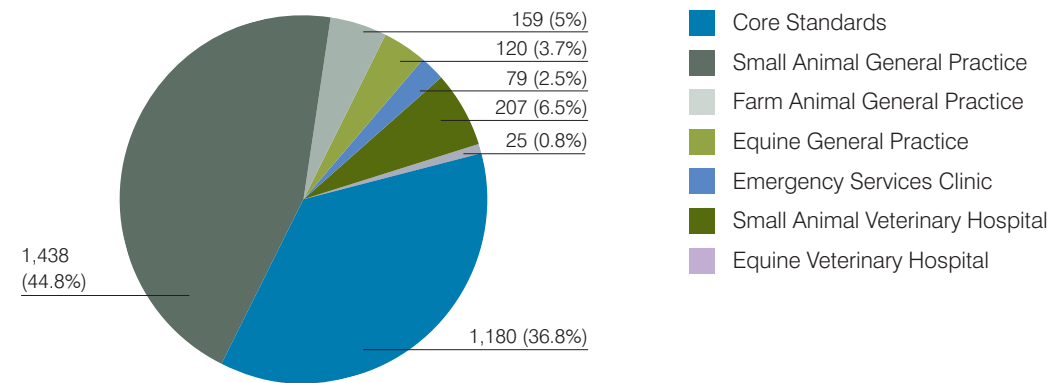
NB 22,256 of the 23,220 UK-practising veterinary surgeons and 14,495 of the 14,670 registered veterinary nurses have UK addresses recorded as their Registered address.

Figure 6. Numbers of RCVS-accredited practices in the Practice Standards Scheme/ registered veterinary premises in the UK



NB 256/466 = of the 466 registered veterinary premises in the region, 256 are under the ambit of the RCVS Practice Standards Scheme (PSS). Totals = 3,157/5,705. Veterinary practice premises in the Channel Islands are not required to be registered on the Register of Veterinary Practice Premises.

Figure 7. Breakdown of PSS veterinary premises by accreditation type



NB includes 3,208 accreditation types awarded across the 3,157 veterinary practice premises under the ambit of the RCVS Practice Standards Scheme, ie some premises have multiple accreditation types.

Table 2. Registration of veterinary surgeons and veterinary nurses

Numbers are as at 31 March for each year.

	2015	2016	2017
<b>Veterinary surgeons</b>			
Total on Register	27,934	<b>29,407</b>	<b>30,686</b>
New registrations <sup>1</sup>	1,743	<b>2,064</b>	<b>2,063</b>
Removed	843	<b>845</b>	<b>962</b>
Restored	167	<b>254</b>	<b>178</b>
<b>Veterinary nurses</b>			
Total on Register <sup>2</sup>	12,670	<b>13,500</b>	<b>14,670</b>
New Registrations			<b>1,326</b>
Removed from List/Register	519	<b>786</b>	<b>419</b>
Restored			<b>251</b>

<sup>1</sup> New registrations can include individuals who have been removed and subsequently restored within the year period.

<sup>2</sup> Includes 46 veterinary nurses on a period of supervised practice.

Table 3. Fees for veterinary surgeons and veterinary nurses

	01/04/16 (£)	01/04/17 (£)
<b>Veterinary surgeons</b>		
<b>Registration fees</b>		
Registration (between 1 Apr & 30 Sep)	299	<b>314</b>
Registration (between 1 Oct & 31 Mar)	150	<b>157</b>
New graduates	150	<b>157</b>
Temporary	299	<b>314</b>
<b>Annual retention fees</b>		
UK-practising	299	<b>314</b>
Postgraduate	150	<b>157</b>
Practising outside the UK	150	<b>157</b>
Non-practising	49	<b>51</b>
Non-practising (70+)	Free	<b>Free</b>
Supplementary Veterinary Register	Free	<b>Free</b>
<b>Restoration fees</b>		
Following voluntary removal <sup>1</sup>	75	<b>78</b>
Following non-payment removal <sup>2</sup>	15	<b>314</b>
<b>Veterinary nurses</b>		
Registration fee	112	<b>118</b>
Annual retention fee (due by 1 Nov)	61	<b>64</b>
Restoration fee	112	<b>118</b>

<sup>1</sup> Plus proportion of relevant retention fee for the remaining year.

<sup>2</sup> Plus full retention fee for membership category at time of removal.

Table 4. Number of new registrations 2011/12 – 2016/17 based on registrant’s country of graduation / qualification recognition

Names entered on	2011/12	2012/13	2013/14	2014/15	2015/16	2016/17
<b>Non-EU/EEA</b>						
Australia	67	56	83	93	110	86
Canada	5	8	2	10	10	7
New Zealand	19	25	17	12	21	21
South Africa	13	8	15	24	20	34
United States of America	22	25	18	17	12	13
Sub-total (Non-EU/EEA)	126	122	135	156	173	161
<b>EU/EEA/CH</b>						
Austria	4	5	1	5	4	13
Belgium	9	11	20	22	18	21
Bulgaria	12	15	22	19	21	23
Croatia	0	0	2	5	8	10
Czech Republic	7	4	11	10	11	12
Denmark	5	6	11	11	7	4
Estonia	0	1	2	2	4	7
Finland	1	4	1	0	1	1
France	12	8	9	11	23	20
Germany	25	14	17	22	25	19
Greece	17	25	27	24	46	40
Hungary	19	22	21	13	36	38
Ireland	58	69	70	73	62	50
Italy	51	45	111	92	149	144
Latvia	1	0	1	0	3	2
Lithuania	4	8	4	7	10	10
Netherlands	9	12	11	15	17	12
Norway [EEA]	0	2	0	2	3	3
Poland	29	38	55	70	89	110
Portugal	24	46	42	57	64	73
Romania	46	59	48	73	160	150
Slovakia	17	10	10	24	22	32
Slovenia	2	6	2	2	6	6
Spain	95	181	190	198	171	167
Sweden	4	1	2	2	1	1
Switzerland [CH]	4	3	3	4	5	3
EU-recognised qualifications <sup>1</sup>	–	8	8	4	9	5
Sub-total (EU/EEA/CH)	456	603	701	767	975	976
<b>RCVS Statutory Examination for Membership</b>						
	21	15	8	7	6	15
Total outside UK	603	740	844	930	1, 154	1,153
UK graduates	815	807	795	813	910	910
	1,418	1,547	1,639	1,743	2,064	2,063

<sup>1</sup> Under EU Directive 2005/36/EU, in 2016/17 we registered five EU nationals or Community Rights-entitled persons holding qualifications from third countries that are recognised by the regulatory authority in an EU Member State.

Figure 8. Trends in registration of veterinary surgeons

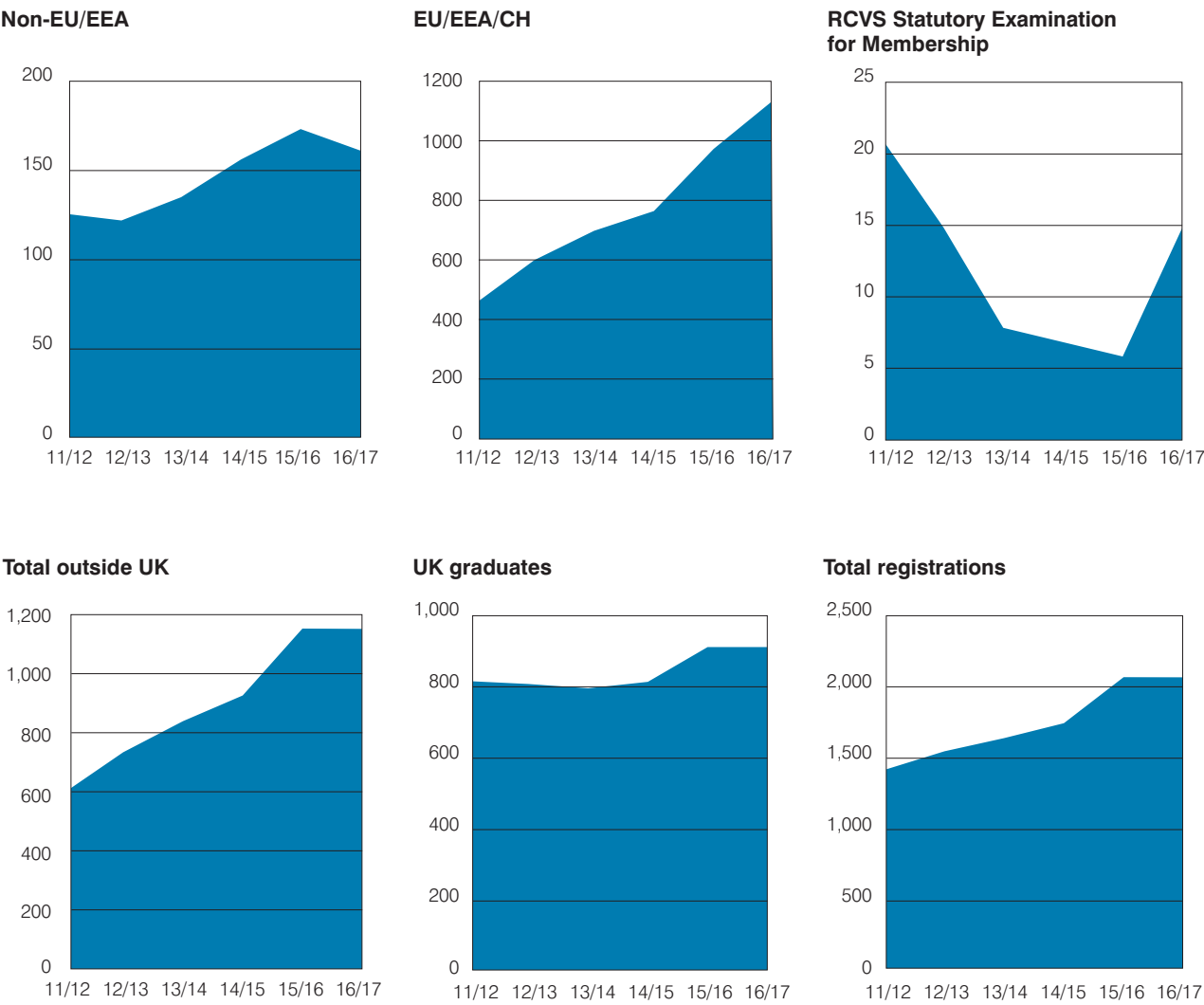


Table 5. Number of new VN registrations 2011/12 - 2016/17 based on registrant’s country of qualification

Names entered on	2011/12	2012/13	2013/14	2014/2015	2015/16	2016/17
<b>Non-EU/EEA</b>						
Australia	19	10	5	6	9	13
Canada	0	1	0	2	0	3
Israel	0	0	0	0	0	0
New Zealand	9	7	0	5	8	6
South Africa	5	0	0	5	5	2
United States of America	2	2	2	0	2	0
Hong Kong	0	0	0	0	4	0
Russia	0	0	1	0	1	0
Serbia	0	0	0	0	0	1
Sub-total (Non-EU/EEA)	35	20	8	18	29	25
<b>EU/EEA</b>						
Belgium	0	0	2	0	1	2
Czech Republic	0	0	0	0	0	0
Denmark	0	0	3	1	0	0
Finland	0	1	0	0	0	0
France	1	0	0	1	0	0
Germany	0	1	0	0	0	1
Ireland	7	6	22	33	45	37
Lithuania	0	0	0	0	0	1
Italy	0	0	0	4	0	0
Netherlands	3	1	0	3	3	7
Norway [EEA]	0	0	1	0	1	0
Poland	0	0	0	0	0	1
Portugal	0	1	7	6	3	19
Romania	0	0	0	0	0	0
Spain	0	0	0	0	1	0
Sweden	0	1	0	1	0	0
Sub-total (EU/EEA)	11	11	35	49	54	68
Total outside UK	46	31	43	67	83	93
UK qualified veterinary nurses	554	910	993	1,039	1,036	1,233
Overall total	600	941	1,036	1,106	1,119	1,326

Figure 9. Trends in registration of veterinary nurses

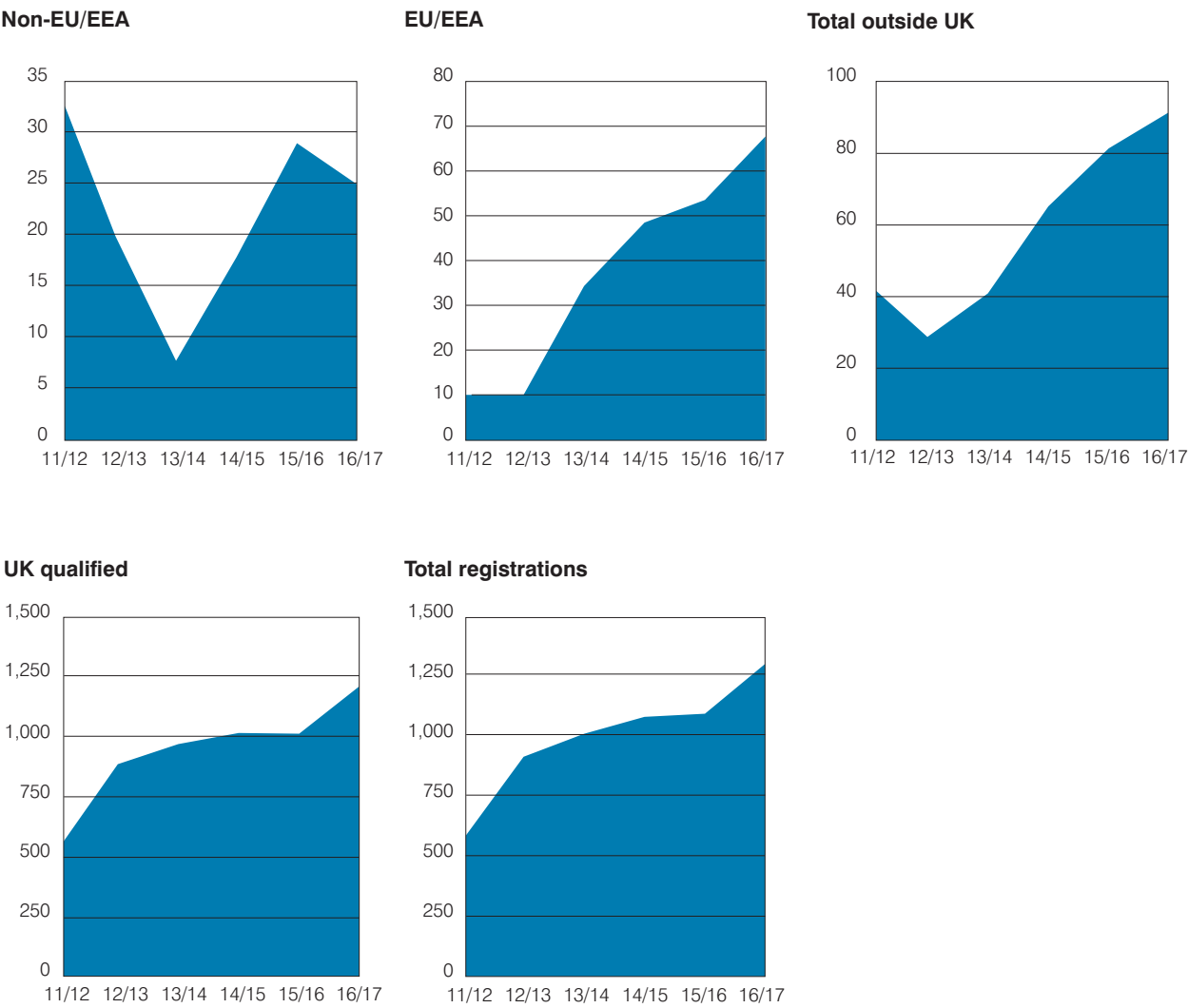




Table 6. Undergraduate student numbers 2016 to 2017

UK veterinary school students		Admissions to the first year of the veterinary course in 2016/2017			Admissions to the second or later year of the veterinary course in 2016/2017			Students admitted with a degree			Total numbers attending the veterinary degree course <sup>1</sup>			Veterinary students taking an intercalated science course in 2016/2017			Numbers of intercalated degree holders <sup>2</sup>			Numbers of applications received for current academic year			Numbers of students obtaining a veterinary degree in 2016		
		M	F	Total	M	F	Total	M	F	Total	M	F	Total	M	F	Total	M	F	Total	M	F	Total	M	F	Total
Bristol	UK	29	114	150	0	0	0	3	8	11	129	543	707	0	17	17	2	22	26	221	916	1,367	19	77	100
	EU	0	2		0	0		0	0		4	14		0	0		0	0		22	79		1	2	
	Overseas	3	2		0	0		0	0		4	13		0	0		0	2		25	104		0	1	
Cambridge	UK	11	44	58	0	0	0	0	4	4	77	263	356	0	0	0	0	0	0	39	150	250	16	48	65
	EU	1	1		0	0		0	0		1	6		0	0		0	0		4	28		0	0	
	Overseas	0	1		0	0		0	0		2	7		0	0		0	0		8	21		0	1	
Edinburgh	UK	8	58	114	0	5	54	0	7	55	49	310	744	0	10	11	5	15	23	139	544	1,271	17	74	162
	EU	0	9		0	2		0	2		3	25		0	0		0	1		48	169		0	5	
	Overseas	7	32		9	38		7	39		56	301		0	1		0	2		63	308		10	56	
Glasgow	UK	13	58	133	0	0	1	0	0	38	69	242	620	1	1	3	2	3	5	66	275	973	27	64	142
	EU	1	1		0	0		0	0		1	4		0	0		0	0		46	178		0	2	
	Overseas	9	51		0	1		5	33		58	246		0	1		0	0		80	328		18	31	
Liverpool	UK	39	130	179	0	0	0	9	18	30	133	628	799	1	5	6	0	4	4	175	679	1,015	28	97	128
	EU	1	6		0	0		0	1		11	20		0	0		0	0		18	88		1	2	
	Overseas	1	2		0	0		1	1		2	5		0	0		0	0		11	44		0	0	
London	UK	29	129	211	0	0	0	10	37	157	227	790	1,360	3	11	16	11	45	62	212	919	1,710	50	131	213
	EU	1	6		0	0		1	3		4	25		0	1		0	2		16	84		1	0	
	Overseas	9	37		0	0		21	85		53	261		1	0		1	3		97	382		6	25	
Nottingham	UK	31	132	166	0	0	0	2	5	8	143	547	713	0	8	8	2	2	4	253	1,069	1,617	34	76	119
	EU	0	1		0	0		0	0		4	12		0	0		0	0		36	114		1	5	
	Overseas	0	2		0	0		0	1		2	5		0	0		0	0		26	119		0	3	
TOTALS		193	818	1,011	9	46	55	59	244	303	1,032	4,267	5,299	6	55	61	23	101	124	1,605	6,598	8,203	229	700	929

<sup>1</sup> Total number of students in the six-year degree course at Cambridge, both the five-year and six-year degree courses at London, and the five-year degree courses at the other veterinary schools. These totals also include students on preparatory 'year-zero' courses. Bristol admitted 5 students; RVC admitted 50 students (plus 98 students admitted to the Graduate Entry Year); Edinburgh admitted 55 students; Liverpool admitted 3 students; Nottingham admitted 28 students.

<sup>2</sup> All Cambridge students taking the six-year VetMB degree spend their third year taking the Cambridge tripos, leading to a BA degree. Although the University of Surrey's School of Veterinary Medicine opened in 2015 its first cohort of students have not yet finished their degrees and its veterinary degree has not yet been accredited and so it is not included in this table.

All data supplied to the RCVS by the veterinary schools, as required by Section 5(5) of the Veterinary Surgeons Act 1966.

Table 7. Certificate in Advanced Veterinary Practice:  
number of module passes as at 31 March 2017.

Module code	Module title	Number of module passes
A-FAVP.1	Foundations of Advanced Veterinary Practice	1,369
A-PKS.0	Professional Key Skills	670
B-CKS.0	Clinical Key Skills	686
B-EP3	Equine Practice	481
B-SAP.1	Small Animal Practice	962
B-PAP.2	Small Animal Practice	141
B-LAS.4	Laboratory Animal Science	2
B-GVM.5	Global Veterinary Medicine	3
C-AWSEL.1	Introduction & Theory	5
C-AWSEL.2	Applying the Theory	3
C-C.1	Management & Diseases of Beef Cattle	12
C-C.2	Dairy Nutrition & Production	10
C-C.3	Dairy Health & Fertility	12
C-C.4	Bovine Nutrition, Husbandry & Lactogenesis	44
C-C.5	Bovine Reproduction	51
C-C.6	Bovine Mastitis & Lameness	43
C-C.7	Youngstock Rearing & Infectious Diseases	42
C-CAM.1	Advanced General Camelid Practice	4
C-CAM.2	Advanced Clinical Camelid Practice A	2
C-CAM.3	Advanced Clinical Camelid Practice B	4
C-ECC.1	Critical Care	12
C-ECC.2	Emergency Care (A)	54
C-ECC.3	Emergency Care (B)	61
C-E.1	Equine Gastrointestinal Disease & Intensive Care	168
C-E.2	Equine Cardiovascular & Respiratory Diseases	158
C-E.3	Equine General Medicine	171
C-E.4	Equine Neuromuscular, Behaviour & Special Senses	79
C-E.5	Basic Equine Surgery	130
C-E.6	Lameness (A)	122
C-E.7	Lameness (B)	161
C-E.9	Mare Reproduction & Breeding Management	54
C-E.10	Stallion reproduction & Breeding Management	47
C-E.11	Care & Management of Foal & Yearling, Stud Farm Management, Herd Health	52
C-E.12	Equine Dentistry – Equine Dental Anatomy & Physiology	28
C-E.13	Equine Dentistry – Equine Dental Care, Diagnosis & Treatment	26
C-E.14	Equine Dentistry – Equine Dental Surgery	22
C-E.15	Basic Equine Practice 1	49
C-E.16	Basic Equine Practice 2	50
C-E.17	Basic Equine Practice 3	59
C-LAS.1	Anaesthesia & Analgesia of Laboratory Animals	2
C-S.1	Sheep – Diseases of Adult Sheep	17
C-S.2	Sheep Reproduction, Pregnancy & Parturition	7
C-S.3	Sheep – Diseases of Lambs & Parasitic Diseases	5
C-SAM.4	Feline – Cardiovascular Disorders, Respiratory Disorders, Infectious Diseases	8
C-SAM.5	Feline – Gastrointestinal Disorders, Urogenital Disorders, Clinical Nutrition, Critical Care	4
C-SAM.6	Feline – Endocrine & Metabolic Disorders, Haematopoietic Disorders, Neurological, incl. Neuromuscular Disease, Ophthalmological Disorders	4

Module code	Module title	Number of module passes
C-SAM.8	Small Animal Medicine A	230
C-SAM.9	Small Animal Medicine B	233
C-SAM.10	Small Animal Medicine C – Mixed	207
C-SAS.1	Small Animal Surgery	251
C-SAS.2	Soft Tissue (A)	80
C-SAS.3	Soft Tissue (B)	104
C-SAS.6	Orthopaedic Surgery A	71
C-SAS.7	Orthopaedic Surgery B	83
C-VA.1	Small Animal Anaesthesia & Analgesia	52
C-VA.2	Equine Anaesthesia & Analgesia	46
C-VA.3	Critical Care & Analgesia	90
C-VBM.1	Veterinary Business Management: Marketing	34
C-VBM.2	Veterinary Business Management: Financial Accounting & Resource Management	28
C-VBM.3	Veterinary Business Management: Human Resources	37
C-VBM.4	Veterinary Business Management: Business Strategy & Entrepreneurship	40
C-VC.1	Cardiovascular Anatomy, Physiology & Pathology	41
C-VC.2	Cardiovascular Diagnostics	19
C-VC.3	Cardiovascular Therapeutics	21
C-VD.1	Veterinary Dermatology	68
C-VD.2	Small Animal Dermatology A	67
C-VC.3	Small Animal Dermatology B	30
C-VD.4	Equine Dermatology	20
C-VDI.1	Imaging in Practice	41
C-VDI.2	Small Animal Diagnostic Imaging – Orthopaedics	18
C-VDI.3	Small Animal Diagnostic Imaging – Soft Tissue	31
C-VDI.4	Diagnostic Imaging – Large Animal (A)	21
C-VDI.5	Diagnostic Imaging – Large Animal (B)	18
C-VCG.1	Clinical Governance in Veterinary Practice	1
C-VEPI.3	Veterinary Epidemiology: Quant – Methods	3
C-VCM.1	Principles of Coaching & Mentoring Development in Veterinary Practice	1
C-VCR	Veterinary Clinical Research	1
C-VGP.1	Veterinary General Practice – Clinical Audit	16
C-VGP.2	Veterinary General Practice – Consultation Skills	15
C-VGP.3	VGP - Professional Responsibility & Practice	13
C-VML.1	Veterinary Management & Leadership	1
C-VP.1	Basic Tissue Pathology, Necropsy & Biopsy	2
C-VP.2	Clinical Pathology – Laboratory Diagnostics	3
C-VPH.1	Animal Welfare in the Food Chain	2
C-VPH.2	Hygienic Production of Food	2
C-VPH.3	Zoonoses & Infectious Diseases	3
C-ZM.1	Zoological Medicine – Wildlife	15
C-ZM.2	Zoological Medicine – Zoo Animals	17
C-ZM.3	Zoological Medicine – Small Pet Mammals	35
C-ZM.4	Zoological Medicine – Exotic Avian Species	37
C-ZM.5	Zoological Medicine – Reptiles	41
B-ZM.6	Zoological Medicine	52
Total		8,200

NB There are 1,813 candidates actively enrolled in the Certificate in Advanced Veterinary Practice as at 31 March 2017.



Table 8. Number of Certificates in Advanced Veterinary Practice awarded as at 31 March 2017

Certificate subject	Designation	Total number of certificates awarded since inception of the modular certificate scheme
Certificate in Advanced Veterinary Practice	CertAVP	286
Certificate in Advanced Veterinary Practice (Animal Welfare Science, Ethics & Law)	CertAVP(AWSEL)	2
Certificate in Advanced Veterinary Practice (Cattle)	CertAVP(Cattle)	30
Certificate in Advanced Veterinary Practice (Camelid)	CertAVP(CP)	2
Certificate in Advanced Veterinary Practice (Emergency & Critical Care)	CertAVP(ECC)	20
Certificate in Advanced Veterinary Practice (Equine Dentistry)	CertAVP(ED)	14
Certificate in Advanced Veterinary Practice (Equine Medicine)	CertAVP(EM)	85
Certificate in Advanced Veterinary Practice (Equine Practice)	CertAVP(EP)	38
Certificate in Advanced Veterinary Practice (Equine Stud Medicine)	CertAVP(ESM)	19
Certificate in Advanced Veterinary Practice (Equine Surgery Orthopaedic)	CertAVP(ESO)	48
Certificate in Advanced Veterinary Practice (Equine Surgery Soft Tissue)	CertAVP(ESST)	18
Certificate in Advanced Veterinary Practice (General Small Animal Surgery)	CertAVP(GSAS)	62
Certificate in Advanced Veterinary Practice (Small Animal Medicine)	CertAVP(SAM)	68
Certificate in Advanced Veterinary Practice (Small Animal Medicine Feline)	CertAVP(SAMF)	1
Certificate in Advanced Veterinary Practice (Small Animal Practice)	CertAVP(SAP)	1
Certificate in Advanced Veterinary Practice (Sheep)	CertAVP(Sheep)	3
Certificate in Advanced Veterinary Practice (Veterinary Anaesthesia)	CertAVP(VA)	9
Certificate in Advanced Veterinary Practice (Veterinary Cardiology)	CertAVP(VC)	13
Certificate in Advanced Veterinary Practice (Veterinary Dermatology)	CertAVP(VD)	20
Certificate in Advanced Veterinary Practice (Veterinary Diagnostic Imaging)	CertAVP(VDI)	10
Certificate in Advanced Veterinary Practice (Veterinary General Practice)	CertAVP(VetGP)	15
Certificate in Advanced Veterinary Practice (Zoological Medicine)	CertAVP(ZM)	31
Total		795

NB 795 Certificates in Advanced Veterinary Practice (CertAVP) have been awarded to 746 people. 30 people have been awarded 2 CertAVPs, two people have been awarded three CertAVPs and one person has been awarded four CertAVPs.

Table 9. Successful Diploma holders by subject

<b>Diploma in Equine Surgery Soft Tissue</b>
Dr Lewis Coldwell Ravic Smith BVetMed CertES(Orth) DipECVS MRCVS
<b>Diploma in Pig Medicine</b>
Miss Alexandra Jane Thomsett BVetMed CertPM MRCVS
<b>Diploma in Small Animal Surgery (Orthopaedics)</b>
Miss Miranda Jane Aiken MA VetMB CertSAS MRCVS
Dr Duncan Michael Barnes MA VetMB CertSAS MRCVS
<b>Diploma in Zoological Medicine</b>
Miss Sarah Louise Pallett BA VetMB BSc CertAVP(ZM) MRCVS
Dr Nathalie Chantal Wissink Argilaga CertAVP(ZM) MRCVS

Table 10. Number of enrolled candidates and those who have obtained Diploma qualifications as at 31 December 2016

Diploma subject	Total number of enrolled candidates	Enrolled candidates who have obtained approval to sit the examination	Total diplomas awarded since inception of subject <sup>1</sup>
Animal Welfare Science, Ethics & Law	2	0	11
Cattle Health & Production	6	2	23
Equine Internal Medicine	2	0	5
Equine Orthopaedics	4	1	12
Equine Soft Tissue Surgery	2	2	7
Equine Stud Medicine	4	1	6
Fish Health & Production	0	0	0
Laboratory Animal Science	0	0	25
Pig Medicine	1	0	13
Poultry Medicine & Production	1	1	6
Sheep Health & Production	1	0	12
Small Animal Medicine <sup>2</sup>	0	0	33
Small Animal Medicine (Feline) <sup>2</sup>	0	0	8
Small Animal Orthopaedics <sup>3</sup>	0	0	11
Small Animal Surgery (Orthopaedics)	10	7	29
Small Animal Surgery (Soft Tissue)	1	0	16
State Veterinary Medicine	0	0	1
Veterinary Anaesthesia <sup>2</sup>	0	0	71
Veterinary Cardiology	7	4	21
Veterinary Dermatology <sup>2</sup>	0	0	20
Veterinary Diagnostic Imaging <sup>2</sup>	0	0	7
Veterinary Ophthalmology	0	0	23
Veterinary Public Health (Meat Hygiene)	1	1	5
Veterinary Radiology <sup>3</sup>	0	0	101
Veterinary Reproduction <sup>2</sup>	0	0	3
Zoological Medicine (Avian)	0	0	7
Zoological Medicine (Mammalian)	4	2	11
Zoological Medicine (Reptilian)	4	1	6
Total (Diplomas)	50	22	493

<sup>1</sup> These figures **include** the following numbers of Foundation Diplomates: Equine Orthopaedics – 2; Equine Stud Medicine – 3; Laboratory Animal Science – 5; Pig Medicine – 5; Poultry Medicine and Production – 5; Small Animal Orthopaedics – 4; Veterinary Anaesthesia – 3; Veterinary Cardiology – 2; Veterinary Dermatology – 5; Veterinary Ophthalmology – 4; Veterinary Radiology – 5.

<sup>2</sup> These subjects have been subsumed by the Diplomas of the respective European Colleges. No further enrolments after 1 November 2007.

<sup>3</sup> These subjects have been superseded by new RCVS qualifications and are no longer available.

The last enrolments for ALL remaining RCVS Diplomas was 1 November 2012 – examinations will continue to be held up until 2019 or, when the last candidate leaves the system.

Figure 10. Current holders of RCVS postgraduate statuses, qualifications and awards

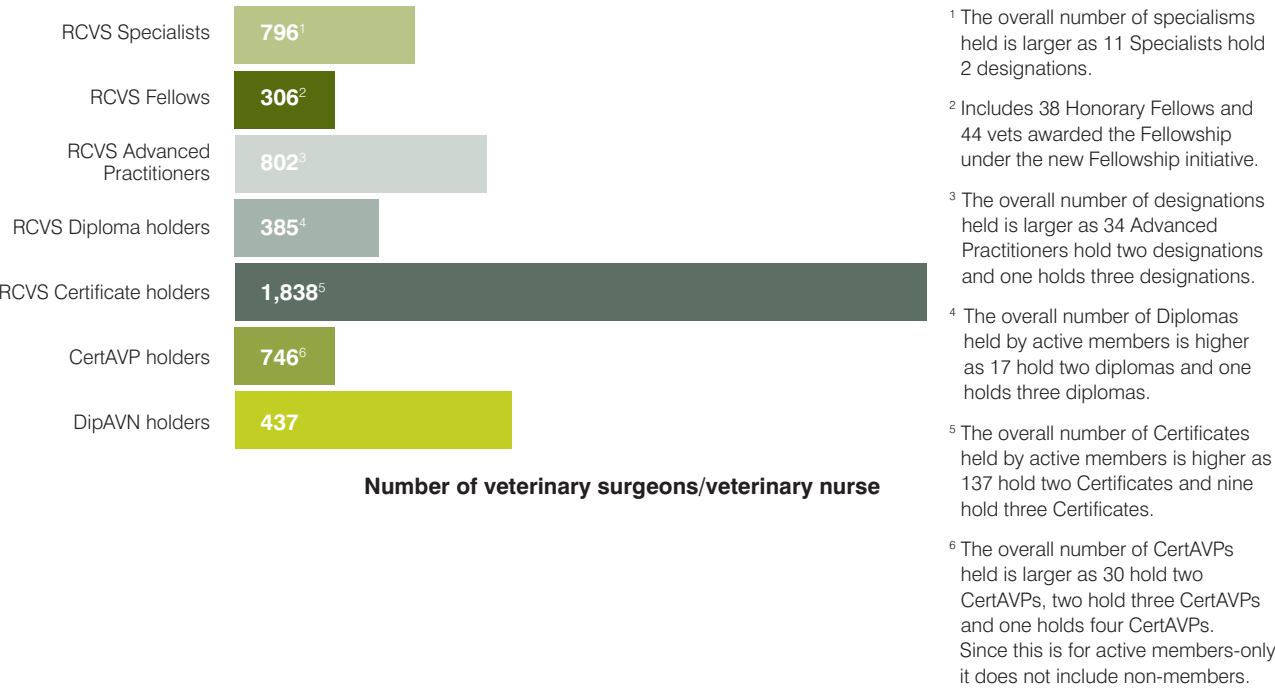


Table 11. Number of Diplomas in Advanced Veterinary Nursing (DipAVN) awarded

	2014	2015	2016	2017
DipAVN(Small Animal)	29	39	31	31
DipAVN(Equine)	1	0	2	2

NB in 2014, 2015 and 2016, the Diplomas were awarded during the year under review, although published in April.

Table 12. Numbers of veterinary nursing training practices, approved awarding organisations and higher education institutions<sup>1</sup>

	01/01/14	01/01/15	01/01/16	01/01/17
Training practices	2,030	2,155	2,372	2,514
Awarding organisations	3	3	2	2
Higher education institutions	15	15	17	17

<sup>1</sup> Institutions and organisations offering approved qualifications leading to the Register.

Analysis of 2016 audit of continuing professional development (CPD) for veterinary surgeons

Table 13. Response and compliance rates for groups included in audit

	Included in sample	Responded		Compliant <sup>1</sup>		Non-compliant <sup>1</sup>	
Group 1	583	481	83%	383	80%	98	20%
Group 2	400	393	98%	350	89%	43	11%
Group 3	125	101	81%	46	46%	55	54%
Group 4	98	61	62%	33	54%	32	52%
Group 5	68	65	96%	50	77%	15	23%
Group 6	124	109	88%	37	34%	72	66%
Total 2016	1,398	1,210	87%	899	74%	311	26%
Total 2015	931	711	76%	566	80%	145	21%
Total 2014	4,885	3,981	81%	3,264	82%	717	18%

<sup>1</sup> The numbers and percentages in these columns relate to those individuals who responded to the CPD audit.

The continuing professional development (CPD) audit for veterinary surgeons was conducted between September and October 2016 in respect of their 2013 to 2015 CPD records. Under the *Code of Professional Conduct* veterinary surgeons are expected to undertake 105 hours of CPD over a rolling three-year period.

Key

**Group 1:** Any vet on the UK-practising register who did not tick the box confirming CPD compliance for two consecutive years.

**Group 2:** A random sample of 400 self-certified CPD compliant vets.

**Group 3:** Veterinary surgeons who submitted a return in the 2015 audit of CPD but fell short of the College's requirement.

**Group 4:** Veterinary surgeons who were asked to share their records for the 2015 CPD audit but who did not respond to any communications from the RCVS.

**Group 5:** Any recently graduated vet who did not respond to any communication regarding the Professional Development Phase.

**Group 6:** Any vet who declared they were not compliant with the RCVS CPD requirements during the 2016 annual renewal.

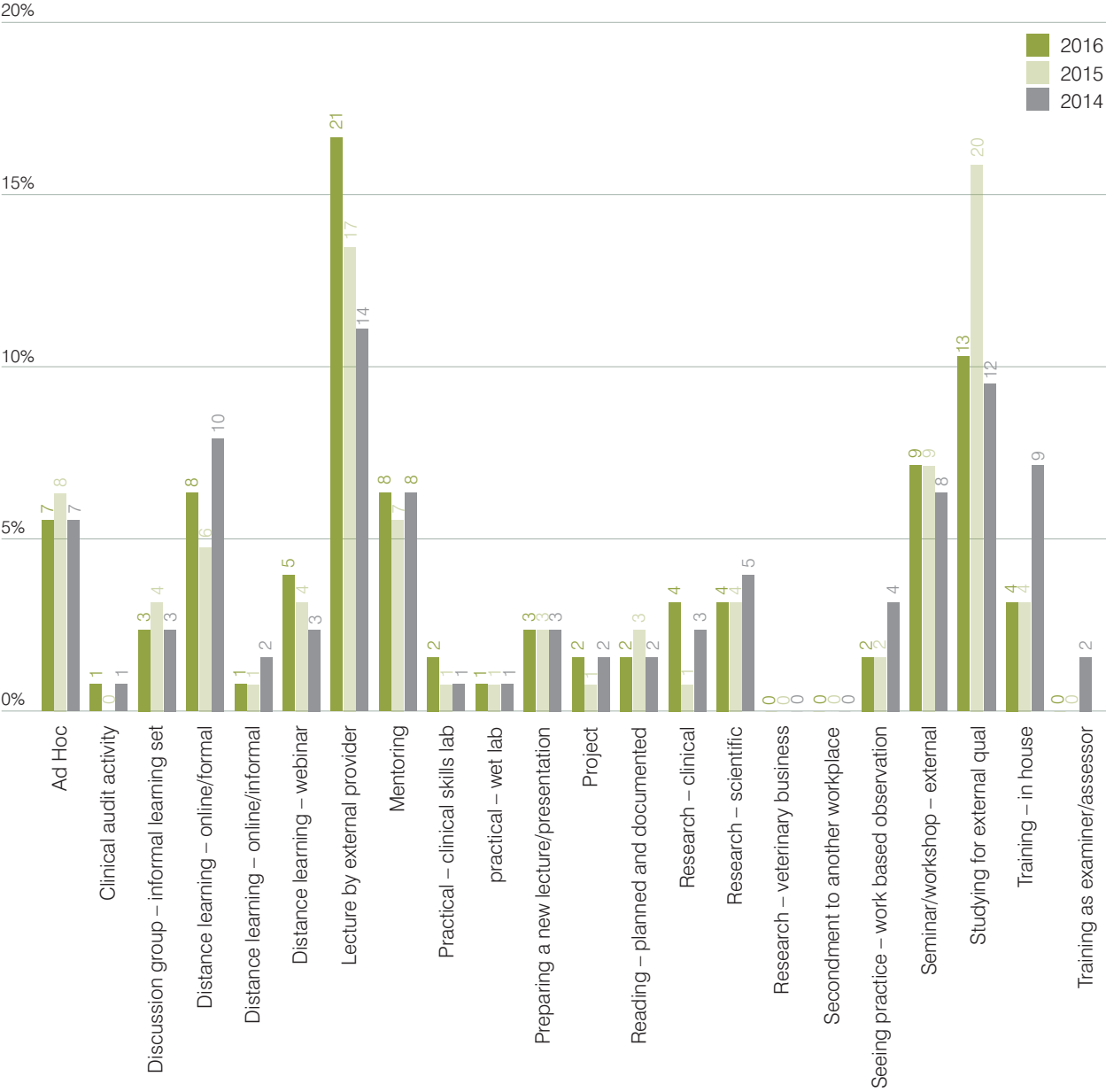
Table 14. CPD hours over the three years (2013–2015) by goup

CPD Hours	All	Group 1	Group 2	Group 3	Group 4	Group 5	Group 6
0–10	105	40	11	8	15	1	30
11–50	43	12	7	10	4	4	6
51–80	126	40	19	30	7	12	18
81–104	144	43	38	23	5	10	25
105–120	217	79	80	18	14	9	17
121–200	355	164	145	7	10	20	9
201+	220	103	93	5	6	9	4

Table 15. Average number of CPD hours by group

	Average over 3 years	Non-compliant	Compliant	Group 1	Group 2	Group 3	Group 4	Group 5	Group 6
2016	165	56	222	182	193	102	100	178	73
2015	59	59	77	63	66	40	37	93	22
2014	58	23	76	67	68	34	31	55	22
2013	51	16	69	57	61	31	31	30	29

Figure 11. Type of CPD undertaken by respondents to the 2016 audit compared to 2015 and 2014 audits



Analysis of 2016 audit of continuing professional development (CPD) for veterinary nurses

Table 16. Response and compliance rates for groups included in audit

	Included in sample	Responded		Compliant <sup>1</sup>		Non-compliant <sup>1</sup>	
Group 1	400	388	97%	340	88%	48	12%
Group 2	117	105	90%	50	48%	55	52%
Group 3	32	19	59%	8	42%	11	58%
Group 4	79	79	100%	22	28%	57	72%
Total 2016	627	591	94%	420	71%	171	29%
Total 2015	798	739	93%	574	78%	165	22%
Total 2014	814	718	88%	556	77%	162	23%

<sup>1</sup> The numbers and percentages in these columns relate to those individuals who responded to the CPD audit.

The continuing professional development (CPD) audit for veterinary nurses was conducted between June and July 2016 in respect of their 2013 to 2015 CPD records. Under the *Code of Professional Conduct* veterinary nurses are expected to undertake 45 hours of CPD over a rolling three-year period.

**Key**

**Group 1:** A sample of 8% of RVNs who have been registered for a period of at least three years without a break. These RVNs were asked to supply information covering three years (2013, 2014 and 2015).

**Group 2:** RVNs who responded to the 2015 audit but who fell short of the overall requirement. RVNs who had completed fewer than 40 hours in the three-year period covered by the 2015 audit were only required to submit their CPD record for 2015.

**Group 3:** RVNs who failed to respond to the request to submit their records in 2015.

**Group 4:** RVNs who have been registered for a period of at least three years without a break and confirmed that they were not compliant with the CPD requirement during last year’s annual renewal. These RVNs were asked to supply information covering three years (2013, 2014 and 2015).

Table 17. CPD hours over the three years (2013 to 2015) by group

CPD Hours	All	Group 1	Group 2	Group 3	Group 4
0–9	33	6	10	0	17
10–19	21	2	5	4	10
20–29	40	11	12	5	12
30–39	79	28	30	3	19
40–44	40	20	13	1	5
45–55	148	105	27	4	12
56–100	157	145	7	1	4
100+	73	71	1	1	0

Figure 12. Type of CPD undertaken by respondents to the 2016 audit compared with the 2015 and 2014 audits

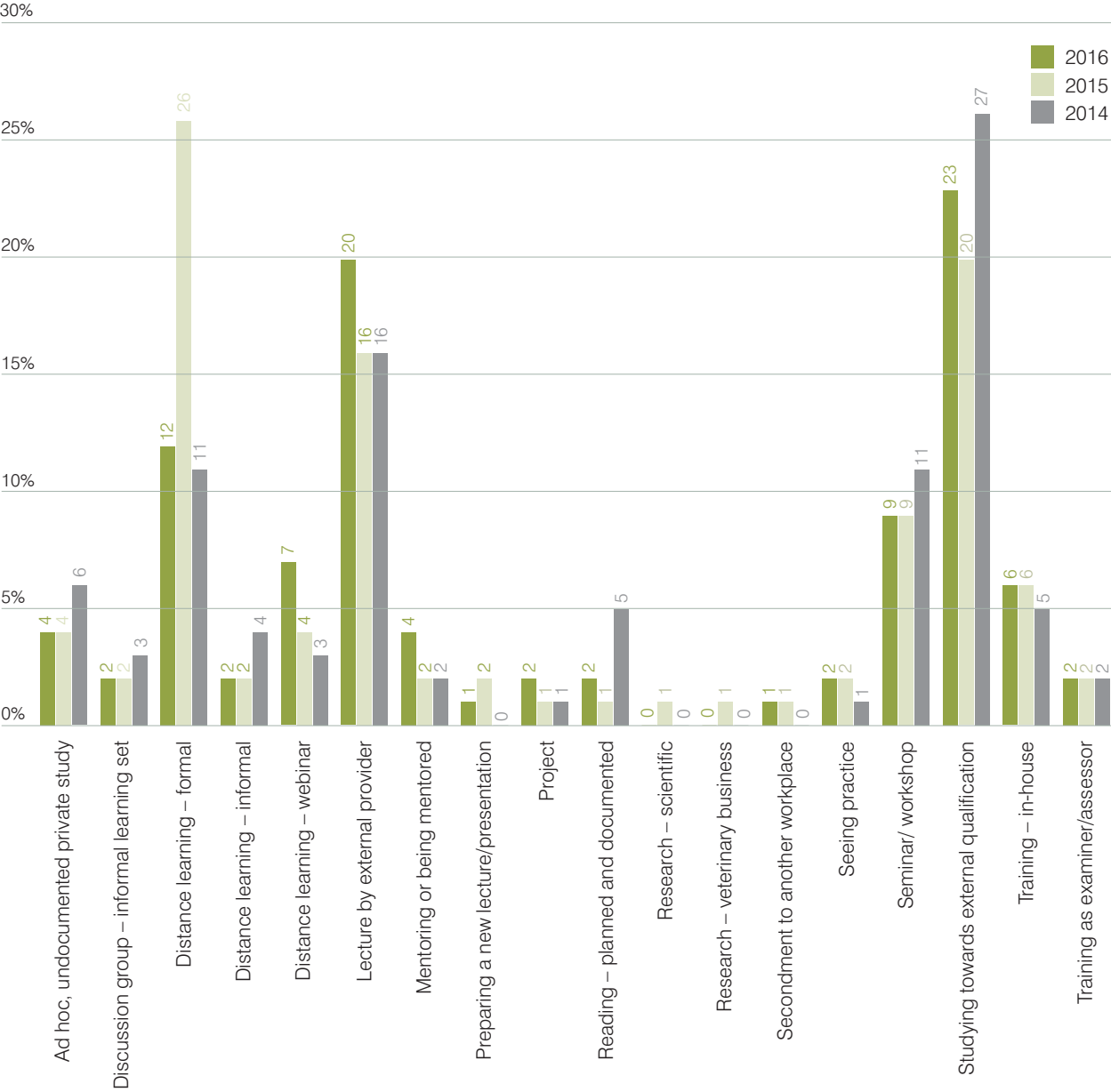
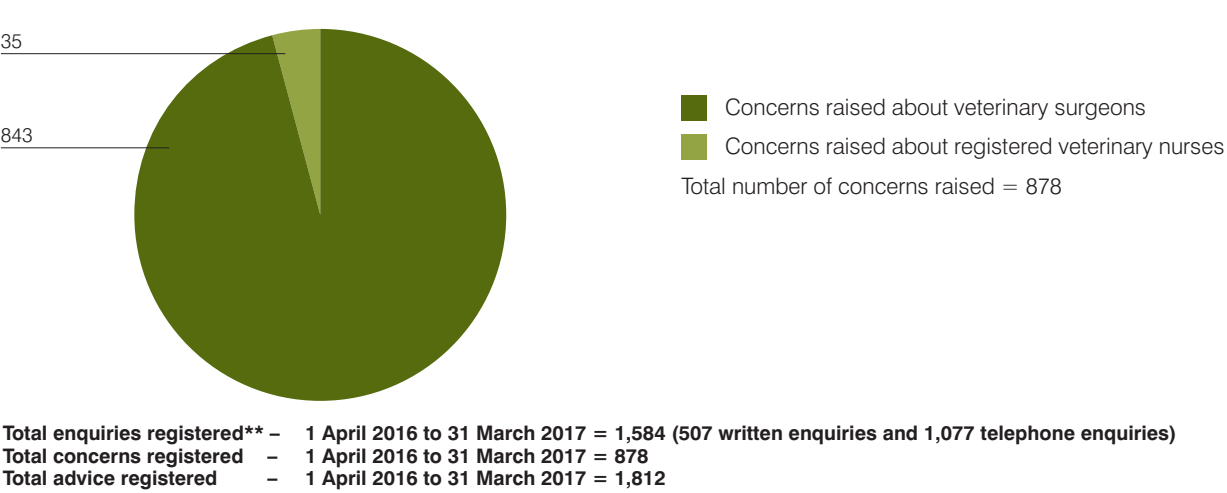
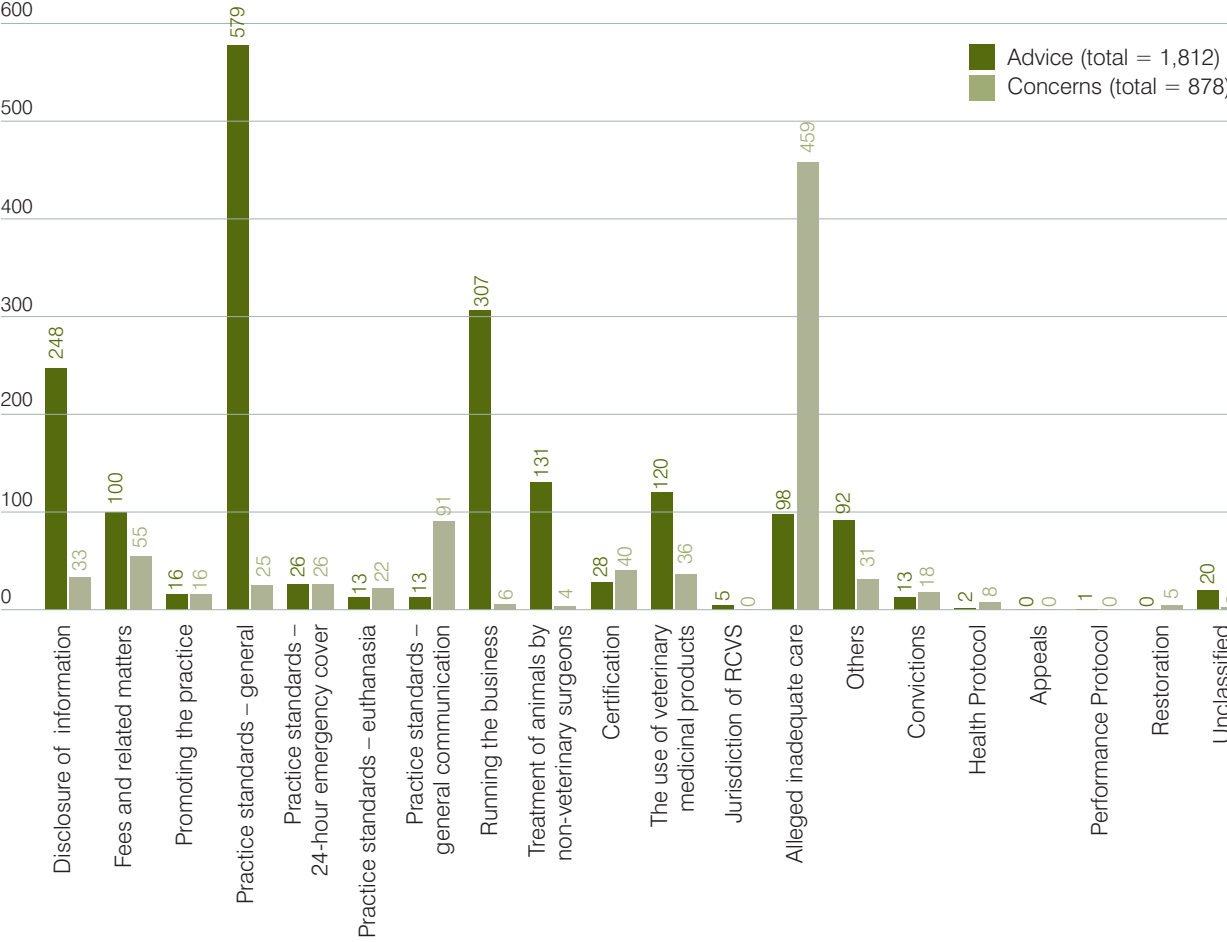


Figure 13. Number of concerns raised about veterinary surgeons and veterinary nurses



\*\* Following commencement of the second alternative dispute resolution (ADR) trial on 3 October 2016, the concerns process changed with the introduction of an Enquiries Stage. This allows the public to access information about the sort of cases that the RCVS deals with and those that could appropriately be referred to the Veterinary Client Mediation Service (VCMS). This new stage allows Case Managers to advise and to signpost the most appropriate way of dealing with a concern. However, if a member of the public (notwithstanding signposting advice) insists that they wish the RCVS to deal with their complaint, then the concern goes through the RCVS process in the normal way.

Figure 14. Number and category of concerns registered and written requests for advice received (for both veterinary surgeons and registered veterinary nurses).



NB 'Practice standards' in this context does not relate to the Practice Standards Scheme but standards within practice more generally.

Table 18. Number and type of case examinations and investigations by the Preliminary Investigation Committee (PIC) / Registered Veterinary Nurses Preliminary Investigation Committee (RVNPIC)

	2015/16	2016/17
Announced visits to veterinary practices and those raising concerns (No of interviews)	72 (179)	<b>20 (42)</b>
Unannounced visits to veterinary practices (No of interviews)	10 (18)	<b>9 (15)</b>
Health Protocol visits (No of interviews)	3 (4)	<b>2 (2)</b>
Performance Protocol visits (No of interviews)	0	<b>0</b>
Review visits (No of interviews)	5 (6)	<b>20 (25)</b>
Referral to external solicitors (No of formal witness statements taken)	38 (102)	<b>37 (143)</b>
Registration investigations (No of interviews)	1 (2)	<b>0</b>
Veterinary Surgeons Act 1966 – liaising with other agencies	0	<b>15</b>

NB The concerns investigation procedure provides for investigation at an early stage. Generally, it is the PIC/ VNPIC that refers complaints to external solicitors.

Table 19. Summary of Disciplinary Committee (DC) hearings

Scheduled dates	Name	Days listed	Days sat	Complaint concerning	Outcome	Cost (£)
Veterinary surgeons						
09/05/16 – 17/05/16 (Six-day hearing) 30/09/16 (One-day hearing)	Mr Nigel Hough	7	7	Allegations of failing to adequately communicate with clients in relation to the care of their dog and for speaking disparagingly about other veterinary practitioners	This hearing was adjourned on 17 May 2016 and resumed on 30 September 2016 Misconduct found – reprimand	£133,739
18/05/16 – 19/05/16 (Two-day hearing)	Ms Kerstin Vockert	2	2	Conviction under the Animal Welfare Act 2006 of failing to protect two dogs she owned from pain, suffering, injury and disease, by not adequately grooming them	Removed from the Register	£33,251
19/09/16 – 23/09/16 (Four-day hearing) (not including Wednesday 21 September)	Mr Rahul Shah	4	4	Allegations of discharging a dog following a castration operation when the dog was not in a fit state to be discharged	Misconduct found – reprimand	£45,692

Table 19. Summary of Disciplinary Committee (DC) hearings (continued)

Scheduled dates	Name	Days listed	Days sat	Complaint concerning	Outcome	Cost (£)
Veterinary surgeons						
17/10/16 – 18/10/16 (Two-day hearing)	Mr Roger Meacock	5	5	Allegations relating to matters asserted on the Respondent's website which the College alleged were misleading or inaccurate	Adjourned indefinitely following the Respondent entering undertakings with the College	£65,432
01/11/16 (One-day hearing)	Mr Ian Beveridge	1	1	Application to be restored to the Register	Application granted	£13,163
05/12/16 – 13/12/16 (Six-day hearing) (non-sitting on Friday 9 December)	Mr Amir Kashiv	6	6	Allegations relating to the inadequate care of a dog	Judgement postponed for a period of two years with undertakings	£77,654
03/01/17 – 05/01/17 (Three-day hearing)	Miss Emma Faulkner	3	3	Allegation of acting inappropriately by striking a puppy on his head	Case dismissed	£58,666
23/01/17 – 24/01/17 (Two-day hearing)	Dr Tracy Backhouse	5	2	Allegations of serious professional misconduct in relation to striking a number of dogs and dragging another across the floor	Misconduct found - no further action	£57,281
Registered veterinary nurses						
15/12/16 – 16/12/16 (Two-day hearing)	Miss Samantha Giles	2	2	Allegation of failing to respond to repeated requests from the College to provide her continuing professional development (CPD) records	Suspended from the Register for a period of two months	£13,533
06/02/16 – 07/02/16 (Two-day hearing)	Mrs Lois Hodgkinson	8	2	Allegations of placing orders for Prescription-only Medication (POM) for personal use and/or without an authorised prescription using the practice's veterinary wholesaler ordering system	Suspended from the Register for a period of ten months	£45,711

Table 20. Summary of appeals to the Privy Council

Scheduled dates	Name	Complaint concerning	Outcome	Cost (£)
11/04/06	Mr David John Porter	Appeal against the decision to remove him from the Register	Appeal struck out	Costs awarded to RCVS £20,549



Table 21. Summary of cases handled outside the Disciplinary Committee (DC)

Identification <sup>1</sup>	Complaint concerning	Outcomes	Cost (£) <sup>2</sup>
Health Protocol cases			
Case 1	Mental health issues	Health Protocol/ undertakings	£1,192
Case 2	Drug misuse	Health Protocol/ undertakings	£668
Case 3	Drug misuse	Health Protocol/ undertakings	£10,185
Case 4	Drug misuse	Health Protocol/ undertakings	£5,903
Case 5	Drug misuse	Health Protocol/ undertakings	£7,787
Case 6	Alcohol misuse	Health Protocol/ undertakings	£170
Case 7	Alcohol misuse	Health Protocol/ undertakings	£4,517
Case 8	Alcohol misuse	Health Protocol/ undertakings	£6,503
Case 9	Alcohol misuse	Health Protocol/ undertakings	Internal costs only
Case 10	Alcohol misuse	Health Protocol/ undertakings	Internal costs only
Case 11	Mental health issues / drug misuse	Health Protocol	£8,917
Case 12	Alcohol misuse	Health Protocol/ undertakings	£732
Case 13	Alcohol misuse	Health Protocol/ undertakings	£410
Case 14	Alcohol / drug misuse	Health Protocol/ undertakings	£500
Performance Protocol cases			
Case 15	Clinical performance / medicine dispensing running the practice	Performance Protocol/ undertakings	£19,782
Case 16	Clinical performance / medicine use	Performance Protocol/ undertakings	£11,404 (No further costs accrued since March 2015)

<sup>1</sup> Unless referred to a DC hearing, all cases remain anonymous  
<sup>2</sup> The costs relating to these cases are cumulative: some commenced before 1 April 2016 and others will continue after 31 March 2017.

Table 22. VN Council membership and attendance

	VN Council	VN Education Committee	Standards Committee	Operational Board	Total	%
Elected Members						
Lucy Bellwood RVN	3/3	0	3/3	0	6/6	100
Elizabeth Cox RVN	3/3	0	0	8/8	11/11	100
Elizabeth Figg REVN	1/1	1/1	0	0	2/2	100
Andrea Jeffery RVN	2/3	2/3	0	0	4/6	67
Katherine Kissick RVN	1/1	0	0	0	1/1	100
Racheal Marshall RVN	2/2	0	0	0	2/2	100
Hilary Orpet RVN	3/3	0	0	0	3/3	100
Matthew Rendle RVN	2/2	0	0	0	2/2	100
Amber Richards RVN	2/3	0	0	0	2/3	67
Marie Rippingale REVN	3/3	0	0	0	3/3	100
Appointed Veterinary Surgeon Members						
Catherine Victoria Aspinall MRCVS	3/3	3/3	0	0	6/6	100
Niall Connell MRCVS	3/3	0	0	0	3/3	100
Peter Robinson MRCVS	3/3	3/3	0	0	6/6	100
Neil Smith FRCVS	3/3	0	0	0	3/3	100
Appointed Lay Members						
Alison Carr	3/3	0	0	0	3/3	100
Dominic Dyer	1/3	0	0	0	1/3	33
Susan Proctor	3/3	2/3	0	0	5/6	83
Penelope Swindlehurst	1/1	1/1	0	0	2/2	100

Table 23. Permanent staff as at 31 March 2017

Annette Amato	Anna Feeney	Megan Knowles-Bacon	Rebecca Rafferty
Jeremy Ansell	Eleanor Ferguson	Lo Kei Kwok	Thelma Rees
Duncan Ash	Avnish Ghoorbin	Audrey Lim	Anthony Roberts
Chloe Baxter	Robert Girling	Lily Lipman	Emma Rocha
Jackie Belle*	Ann Groves	Lizzie Lockett	Bridget Sheppard*
Luke Bishop	Alex Gulati	Emma Lockley	Velia Soames
Clare Boulton*	Christopher Gush*	Corrie McCann	Jenny Soreskog Turp
Dorothy Brereton	Jennifer Harris	Diana Mendez	Nicola South
Paulette Brown	Emma Hawkins	Alicia Menendez-Buick	Nick Stace
Adele Bush	Victoria Hedges	Felix Michaux	Kittie Storey
Lorna Cahill*	Natalie Heppenstall	Pamela Mosedale	Nimrah Syed
Helena Clarkson*	Michael Hepper	Christopher Murdoch	Thomas Walker
Laurence Clegg	Nathan Hidson	Benjamin Myring	Matthew Wallace
Jacob Cook	Laura Hogg	Sandra Neary	Christine Warman
Britta Crawford	Ian Holloway	Chloe Newbold	Natalie Watkins
Gemma Crossley	Judith Hylton	Jordan Nicholls	Martyn Webster
Peris Dean	Christine James	Claire O'Leary	Katie Westbrook
Emily Dilworth	Katie Jefferies*	Marilyn Pablo	Susan Whall
Ashley Doorly*	Lauren Jennings	Vivienne Pankhurst	Dawn Wiggins
Myai Du*	Anne Jermey	Susan Paul	Greer Wild
Julie Dugmore	Bethany Jinks	Gareth Perkins	Adam Wilding
George Efstathiou*	Ben Jones	Robert Pragnell	
Maria Fearon	Gemma Kingswell	Victoria Price	

\* These members of staff are employed by RCVS Knowledge, the charity partner of the RCVS



Table 24. RCVS Council and committee membership and attendance

This section lists the members of RCVS Council and committees, and VN Council, from 11 July 2016 – 10 July 2017, and their attendance record during the year under review (1 April 2016 – 31 March 2017).

	Cncl	ARC	EC	Ops Brd	PIC/DC Lsn	Stndrds	Total	%
Elected Members								
Mr C T Barker MRCVS	3/4	0	0	0	2/2	1/3	6/9	66
Mr D J Bartram FRCVS	3/4	0	1/1	0	0	0	4/5	80
Ms A K Boag MRCVS	4/4	0	0	8/8	1/3	0	13/15	87
Mr D F Catlow MRCVS	4/4	0	0	6/8	1/2	3/3	14/17	82
Dr N T Connell MRCVS	4/4	0	2/2	0	0	0	6/6	100
Dr J V Davies MRCVS	3/4	0	0	0	3/3	0	6/7	86
Dr M A Donald MRCVS	3/3	0	0	0	0	0	3/3	100
Mrs J M Dyer MRCVS	4/4	0	0	0	0	3/3	7/7	100
Ms L V Goodwin MRCVS	3/3	0	0	0	0	0	3/3	100
Dr C J Gray MRCVS	4/4	0	0	0	0	0	4/4	100
Dr M O Greene MRCVS	3/4	0	0	0	0	2/3	5/7	71
Professor T R C Greet FRCVS	2/4	0	3/3	0	0	0	5/5	100
Mrs L V Hill MRCVS	4/4	0	0	0	1/1	0	5/5	100
Mr P C Jinman MRCVS	4/4	0	0	0	0	0	4/4	100
Dr J B Johnson MRCVS	1/1	0	0	0	0	0	1/1	100
Professor S A May FRCVS	4/4	0	1/1	6/6	0	0	11/11	100
Dr J R Molyneux MRCVS	4/4	0	2/2	0	0	1/1	7/7	100
Mrs S Paterson MRCVS	3/4	0	3/3	0	0	0	6/7	86
Dr K A Richards MRCVS	4/4	0	0	0	0	2/3	6/7	86
Mr P B Robinson MRCVS	4/4	0	0	0	0	0	4/4	100
Col N C Smith MRCVS	4/4	3/3	0	0	0	0	7/7	100
Dr R S Stephenson MRCVS	1/1	0	0	0	1/1	0	2/2	100
Dr C P Sturgess MRCVS	4/4	0	0	0	0	2/2	6/6	100
Dr C W Tufnell MRCVS	4/4	0	2/2	8/8	0	0	14/14	100
Dr B P Viner MRCVS	4/4	0	3/3	7/8	3/3	0	17/18	94
Dr T H Witte MRCVS	2/4	0	0/1	0	0	2/2	4/7	57
Appointed University Members								
Mrs E Acaster (Ln)	3/4	0	0	0	0	3/3	6/7	86
Professor D J Argyle MRCVS (E)	3/4	0	1/3	0	0	0	4/7	57
Dr K Braithwaite (N) <sup>1</sup>	0/4	0	0	0	0	0	0/4	0
Professor E Cameron MRCVS (G)	3/4	0	0	0	0	3/3	6/7	86
Professor S Dawson MRCVS (Lv)	3/4	0	3/3	5/6	0	0	11/13	85
Professor G C W England FRCVS (N)	3/4	0	3/3	0	0	0	6/7	86
Professor R A Hammond MRCVS (B)	1/3	0	0	0	0	0	1/3	33
Professor M E Herbage FRCVS (C)	3/4	0	0	0	0	0	3/4	75
Mr D C Hutchison MRCVS (G)	3/4	0	2/2	0	0	0	5/6	83
Mrs A K Jeffery RVN (B)	3/4	0	0	0	0	0	3/4	75
Mr T J King MRCVS (E)	2/4	0	0	0	0	0	2/4	50
Professor J S Price MRCVS (B)	1/1	0	0	2/2	0	0	3/3	100
Professor S W J Reid MRCVS (Ln)	4/4	0	0	2/2	0	0	6/6	100
Dr K S H Salmon MRCVS (Ln)	4/4	0	0	0	0	0	4/4	50
Professor J L N Wood (C)	2/4	0	0	0	0	0	2/4	50
Privy Council Appointed Members								
Mr R Davis	1/4	2/3	0	0	0	0	3/7	43
Mr N P Gibbens MRCVS	1/4	0	0	0	0	0	1/4	25
Mrs R J Jennings	1/4	0	0	0	0	0	1/4	25
Position vacant since 2015	0	0	0	0	0	0	0	0

**Key**

Cncl – RCVS Council

ARC – Audit and Risk Committee

EC – Education Committee

Ops Brd – Operational Board

PIC/DC Lsn – PIC/DC Liaison Committee

Stndrds – Standards Committee

<sup>1</sup> On maternity leave

**Universities:**

B = Bristol

C = Cambridge

E = Edinburgh

G = Glasgow

Lv = Liverpool

Ln = London

N = Nottingham



Printed by an ISO 14001  
certified printer using  
100% vegetable-based inks.  
[www.linney.com](http://www.linney.com)

