

RCVS FACTS

FACTS AND FIGURES FROM THE ROYAL COLLEGE OF VETERINARY SURGEONS

2016



Welcome to *RCVS Facts* 2016.

Here you will find everything from the number of UK veterinary students, through the distribution of veterinary surgeons and veterinary nurses across the UK, to a summary of the number of concerns and disciplinary hearings we have dealt with.

For a review of our financial activities, you can download our Annual Report 2015 from www.rcvs.org.uk/publications.

Year in review is: 1 April 2015 to 31 March 2016, unless otherwise stated.



Profile of the professions

Numbers and distribution of members	2
Breakdown of members by category of registerable qualification	2
Breakdown of principal RCVS membership categories	2
UK-practising members by age and gender	3
Registered veterinary nurses by age and gender	3
Numbers of veterinary surgeons/veterinary nurses in the UK	4
Numbers of PSS veterinary premises / registered veterinary premises in the UK	4
Breakdown of PSS veterinary premises by accreditation type	4
Registration of veterinary surgeons and veterinary nurses	5
Fees for veterinary surgeons and veterinary nurses	5
Number of new registrations based on registrant's country of graduation / qualification recognition	6
Trends in registration of veterinary surgeons	7
Number of new VN registrations based on registrant's country of qualification	8
Trends in registration of veterinary nurses	9

Education

Undergraduate student numbers	10
Certificate in Advanced Veterinary Practice: number of module passes	12
Number of Certificates in Advanced Veterinary Practice awarded	14
Successful Diploma holders by subject	14
Number of enrolled candidates and those who have obtained Diploma qualifications	15
Current holders of RCVS postgraduate statuses, qualifications and awards	16
Number of Diplomas in Advanced Veterinary Nursing (DipAVN) awarded	16
Numbers of veterinary nursing training practices, approved awarding organisations and higher education institutions	16
Analysis of 2015 audit of continuing professional development (CPD) for veterinary surgeons	17
Number of CPD hours undertaken between 2012 and 2014 amongst all groups included in audit	17
Type of CPD undertaken by respondents to the 2015 audit ompared with 2014 audit	18
Analysis of 2015 audit of continuing professional development (CPD) for veterinary nurses	19

Education (continued)

Response and compliance rates for groups included in audit	19
Number of CPD hours undertaken between 2012 and 2014 amongst all groups included in audit	19
Type of CPD undertaken by respondents to the 2015 audit compared with 2014 audit	20

Concerns, advice and disciplinary

Number of concerns raised about veterinary surgeons and registered veterinary nurses	21
Number and category of concerns and written requests for advice received	21
Number and type of case examinations and investigations by the PIC / RVNPIC	22
Summary of Disciplinary Committee (DC) hearings	22
Summary of cases handled outside the Disciplinary Committee (DC)	24

Councils, committees and staff

VN Council membership and attendance	25
Permanent staff	25
RCVS Council and committee membership and attendance	26

Table 1. Numbers and distribution of RCVS members

Names entered on	31/3/15	Totals	31/3/16	Totals
General List I	19,973		20,618	
General List II	5,447		6,208	
Commonwealth List	1,950		2,004	
Foreign List	535		537	
Temporary List	22		34	
Supplementary Veterinary Register	7		6	
Total number of members		27,934		29,407
UK-practising		20,571		22,009
Practising outside the UK		2,821		2,846
Non-practising				
United Kingdom	2,875		2,878	
Overseas	624		624	
		3,499		3,502
Republic of Ireland ¹				
		1,014		1,010
Other				
Temporary List	22		34	
Supplementary Veterinary Register	7		6	
		29		40
Total number of members		27,934		29,407

Notes

General List I – members who have a recognised UK qualification.

General List II – members who have a scheduled EU qualification.

Commonwealth List – members who have an accepted Commonwealth qualification, or who have a Commonwealth qualification and have passed the RCVS Statutory Examination for Membership.

Foreign List – members who have an accepted overseas qualification, or who have an overseas qualification and have passed the RCVS Statutory Examination for Membership.

Temporary List – temporary members or visiting European veterinary surgeons.

Supplementary Veterinary Register – members who were, or were entitled to be, Registered Veterinary Practitioners prior to the introduction of the Veterinary Surgeons Act 1966.

¹ Veterinary surgeons resident in the Republic of Ireland who qualified before 1 June 1988 and remain RCVS members (and who must also register with the Veterinary Council of Ireland).

Figure 1. Breakdown of members by category of registerable qualification

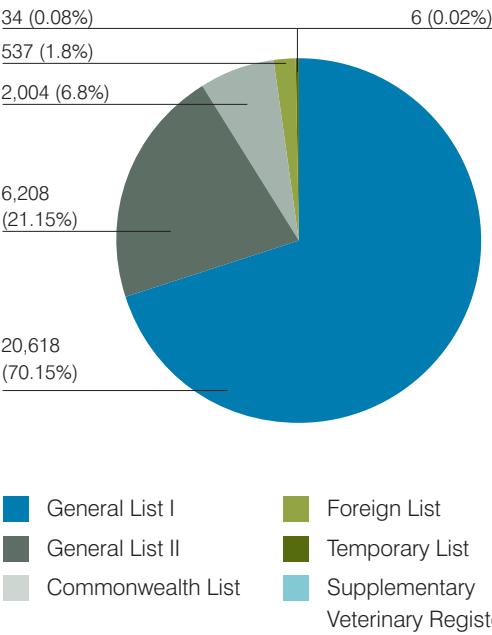


Figure 2. Breakdown of principal RCVS membership categories

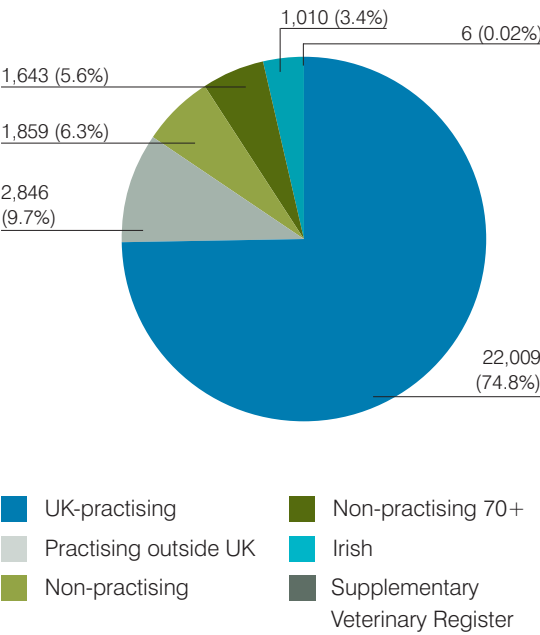


Figure 3. UK-practising veterinary surgeons by age and gender

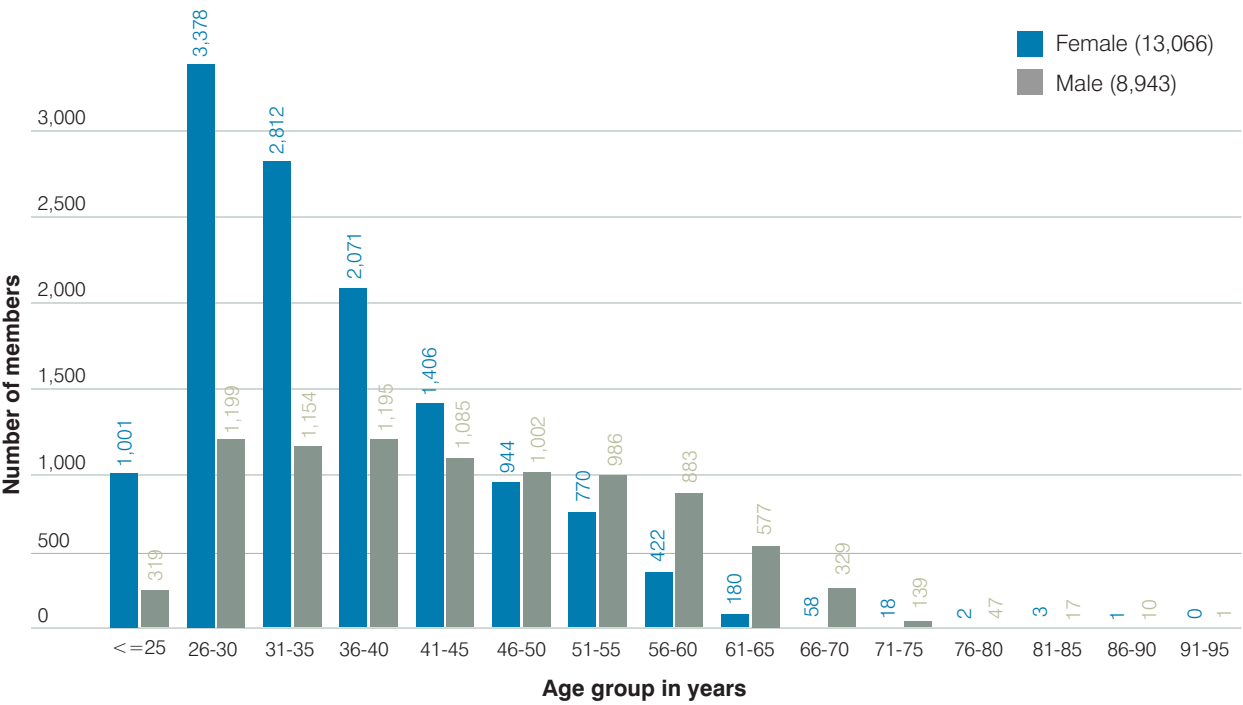
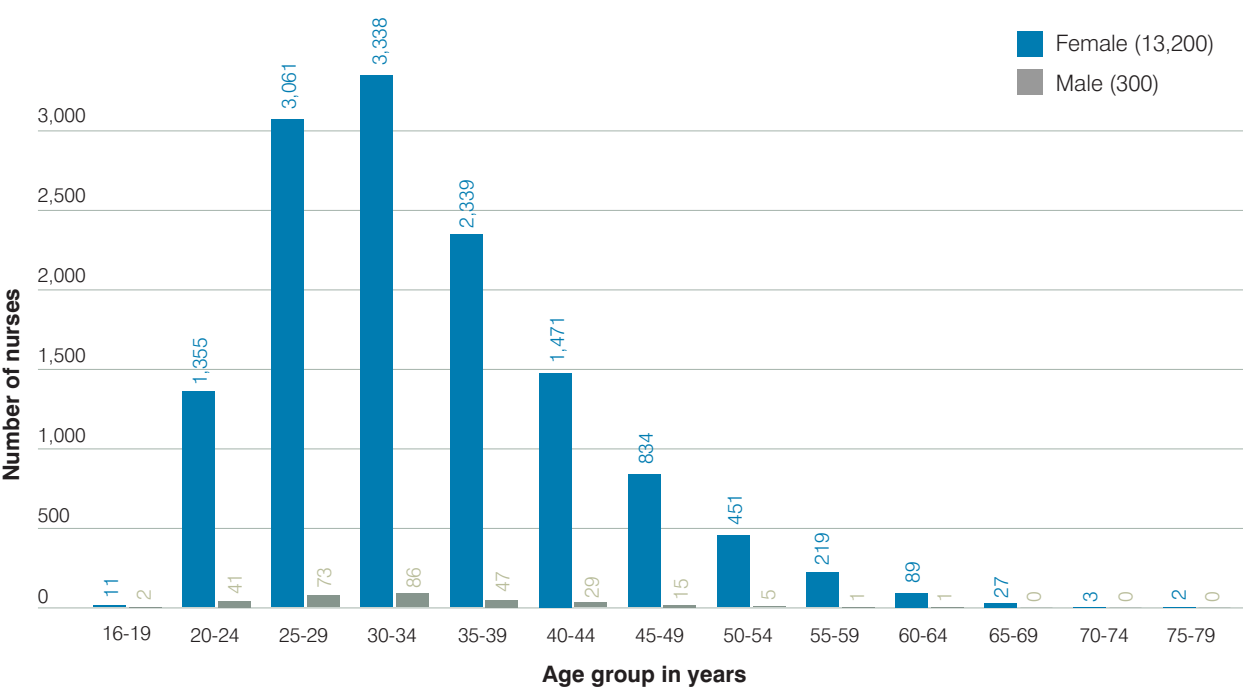
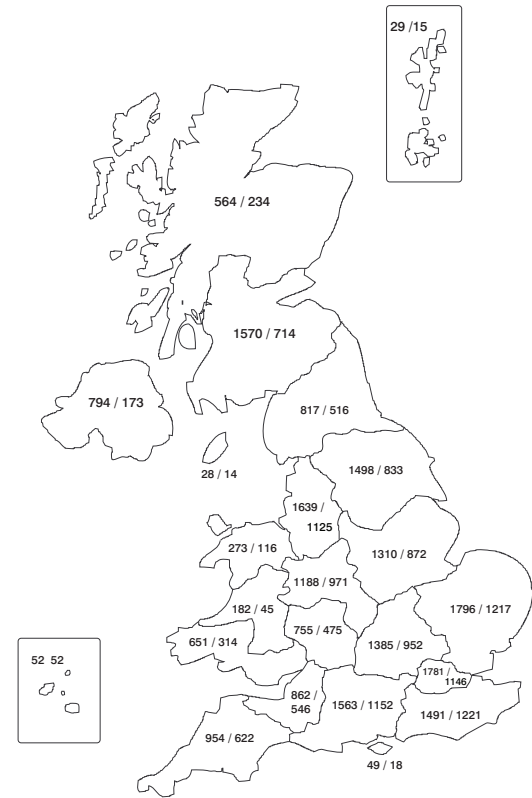


Figure 4. Registered veterinary nurses by age and gender



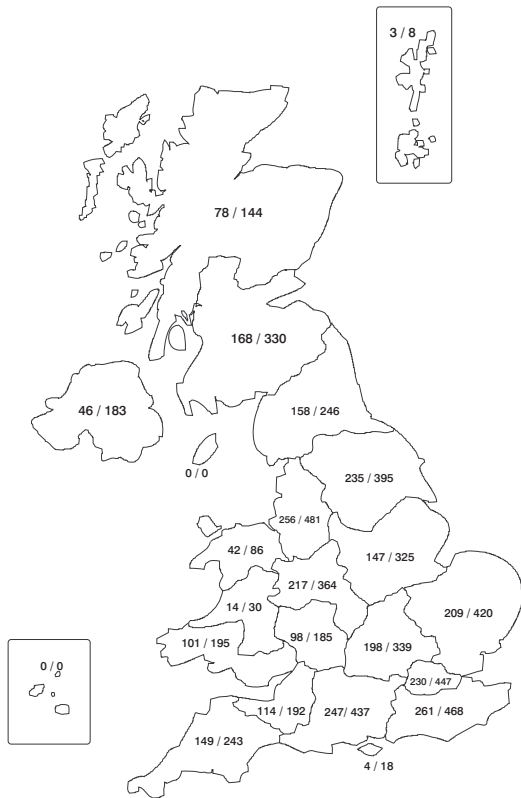
NB There are 28 veterinary nurses on a period of supervised practice.

Figure 5. Numbers of practising veterinary surgeons/registered veterinary nurses in the UK



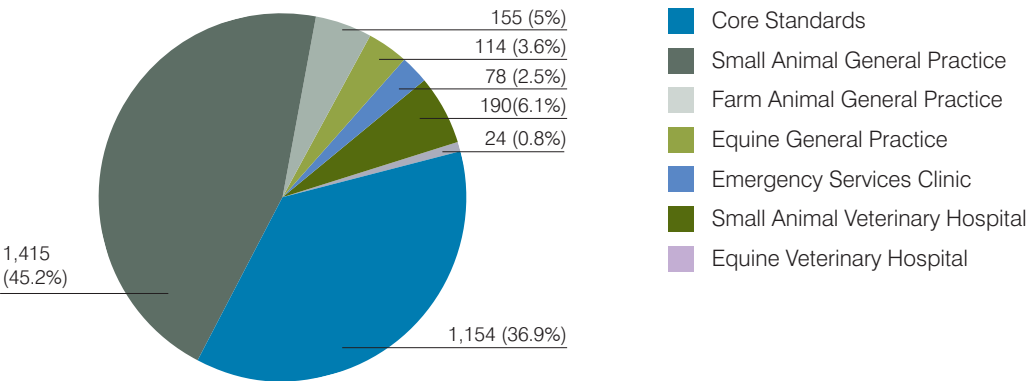
NB 21,231 of the 22,009 UK-practising veterinary surgeons and 13,343 of the 13,500 registered veterinary nurses have UK addresses recorded as their Register address.

Figure 6. Numbers of PSS veterinary premises/registered veterinary premises in the UK



NB 230/447 – of the 447 registered veterinary premises in the region, 230 are under the ambit of the RCVS Practice Standards Scheme (PSS). Totals = 2,975/5,536. Veterinary practice premises in the Channel Islands are not required to be registered on the Register of Veterinary Practice Premises.

Figure 7. Breakdown of PSS veterinary premises by accreditation type



NB includes 3,130 accreditation types awarded across the 2,975 veterinary practice premises under the ambit of the RCVS Practice Standards Scheme, ie some premises have multiple accreditation types.

Table 2. Registration of veterinary surgeons and veterinary nurses

Numbers are as at 31 March for each year.

	2014	2015	2016
Veterinary surgeons			
Total on Register	26,867	27,934	29,407
New registrations ¹	1,639	1,743	2,064
Removed	836	843	845
Restored	234	167	254
Veterinary nurses			
Total on List	1,052	–	–
Total on Register ²	10,586	12,670	13,500
Total on List/Register	11,661	–	–
New Registrations			1,119
Removed from List/Register	612	519	786
Restored			491

¹ New registrations can include individuals who have been removed and subsequently restored within the year period.

² Includes 28 veterinary nurses on a period of supervised practice.

Table 3. Fees for veterinary surgeons and veterinary nurses

	01/04/15 (£)	01/04/16 (£)
Veterinary surgeons		
Registration fees		
Registration (between 01 Apr & 30 Sep)	299	299
Registration (between 01 Oct & 31 Mar)	150	150
New graduates	150	150
Temporary	299	299
Annual retention fees		
UK-practising	299	299
Postgraduate	150	150
Practising outside the UK	150	150
Non-practising	49	49
Non-practising (70+)	Free	Free
Supplementary Veterinary Register	Free	Free
Restoration fees		
Following voluntary removal ¹	75	75
Following non-payment removal ²	299	299
Veterinary nurses		
Registration fee	112	112
Annual retention fee (due by 01 Nov)	61	61
Restoration fee	112	112

¹ Plus proportion of relevant retention fee for the remaining year.

² Plus full retention fee for membership category at time of removal.

Table 4. Number of new registrations 2010/11 – 2015/16 based on registrant’s country of graduation / qualification recognition

Names entered on	2010/11	2011/12	2012/13	2013/14	2014/2015	2015/16
Non-EU/EEA						
Australia	72	67	56	83	93	110
Canada	8	5	8	2	10	10
New Zealand	21	19	25	17	12	21
South Africa	20	13	8	15	24	20
United States of America	21	22	25	18	17	12
Sub-total (Non-EU/EEA)	142	126	122	135	156	173
EU/EEA/CH						
Austria	7	4	5	1	5	4
Belgium	16	9	11	20	22	18
Bulgaria	19	12	15	22	19	21
Croatia	0	0	0	2	5	8
Czech Republic	5	7	4	11	10	11
Denmark	2	5	6	11	11	7
Estonia	1	0	1	2	2	4
Finland	0	1	4	1	0	1
France	12	12	8	9	11	23
Germany	31	25	14	17	22	25
Greece	10	17	25	27	24	46
Hungary	20	19	22	21	13	36
Ireland	59	58	69	70	73	62
Italy	39	51	45	111	92	149
Latvia	5	1	0	1	0	3
Lithuania	15	4	8	4	7	10
Netherlands	9	9	12	11	15	17
Norway [EEA]	2	0	2	0	2	3
Poland	20	29	38	55	70	89
Portugal	23	24	46	42	57	64
Romania	59	46	59	48	73	160
Slovakia	7	17	10	10	24	22
Slovenia	4	2	6	2	2	6
Spain	65	95	181	190	198	171
Sweden	1	4	1	2	2	1
Switzerland [CH]	4	4	3	3	4	5
EU-recognised qualifications ¹	–	1	8	8	4	9
Sub-total (EU/EEA/CH)	435	456	603	701	767	975
RCVS Statutory Examination for Membership						
	17	21	15	8	7	6
Total outside UK	594	603	740	844	930	1,154
UK graduates	708	815	807	795	813	910
	1,302	1,418	1,547	1,639	1,743	2,064

¹ Under EU Directive 2005/36/EU, we have also recognised a number of EU nationals or Community rights-entitled persons holding qualifications from the following third countries that are recognised by the regulatory authority in an EU Member State. 2011/12 Russia (1). 2012/13 Angola (1), Argentina (1), Colombia (1), Cuba (1), India (1), Israel (1) and Venezuela (2). 2014/15 Tunisia (1), Argentina (1), and Chile (2). 2015/16 Armenia (1), Brazil (3), Italy (1), Morocco (1), Peru (1), Slovakia (1) and Spain (1).

Figure 8. Trends in registration of veterinary surgeons

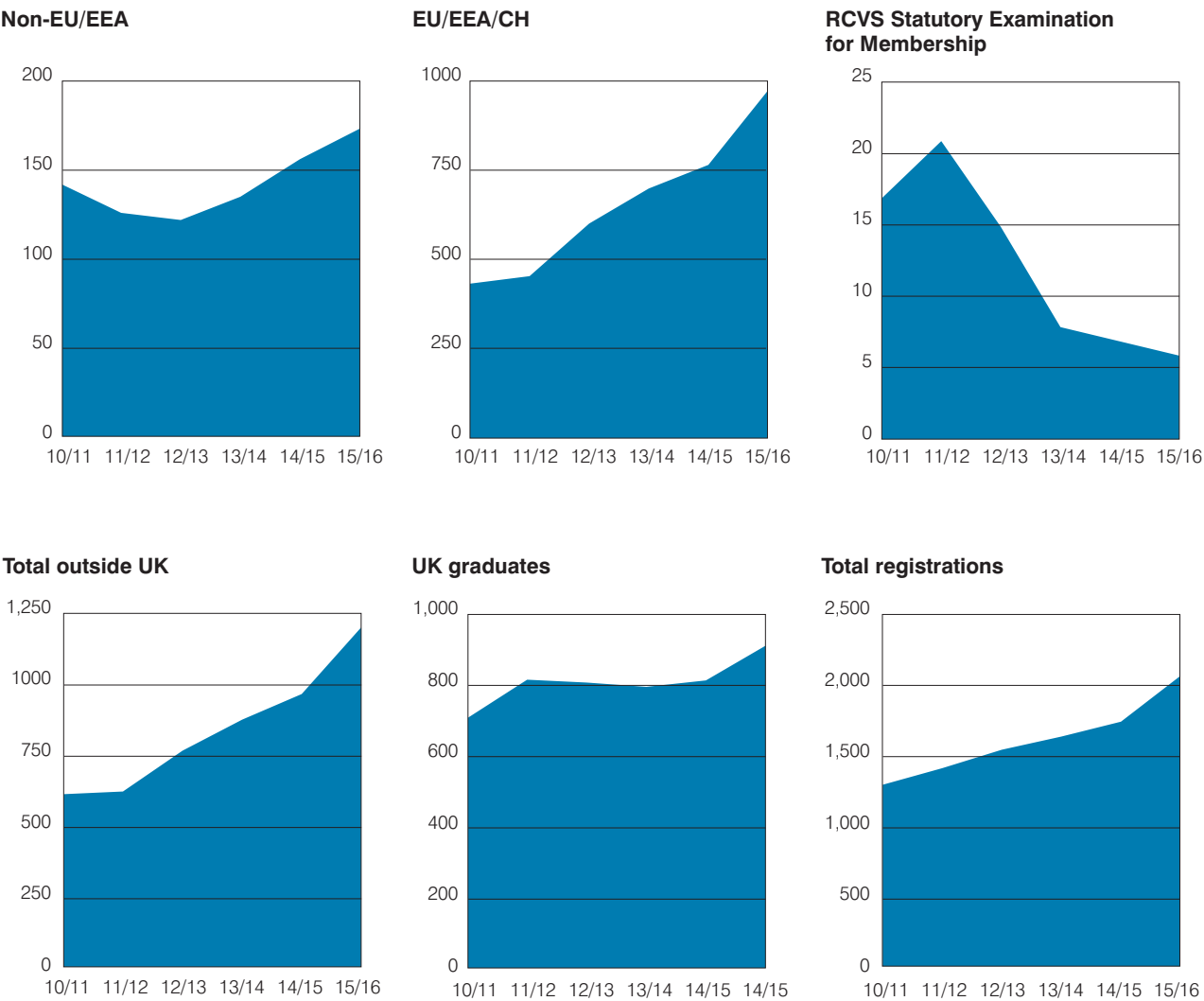


Table 5. Number of new VN registrations 2010/11 - 2015/16 based on registrant’s country of qualification

Names entered on	2010/11	2011/12	2012/13	2013/14	2014/2015	2015/16
Non-EU/EEA						
Australia	17	19	10	5	6	9
Canada	2	0	1	0	2	0
Israel	0	0	0	0	0	0
New Zealand	5	9	7	0	5	8
South Africa	4	5	0	0	5	5
United States of America	1	2	2	2	0	2
Hong Kong	0	0	0	0	0	4
Russia	0	0	0	1	0	1
Serbia	0	0	0	0	0	0
Sub-total (Non-EU/EEA)	29	35	20	8	18	29
EU/EEA/CH						
Belgium	1	0	0	2	0	1
Czech Republic	0	0	0	0	0	0
Denmark	1	0	0	3	1	0
Finland	0	0	1	0	0	0
France	0	1	0	0	1	0
Germany	0	0	1	0	0	0
Ireland	7	7	6	22	33	45
Lithuania	0	0	0	0	0	0
Italy	0	0	0	0	4	0
Netherlands	1	3	1	0	3	3
Norway [EEA]	1	0	0	1	0	1
Poland	0	0	0	0	0	0
Portugal	0	0	1	7	6	3
Romania	0	0	0	0	0	0
Spain	0	0	0	0	0	1
Sweden	0	0	1	0	1	0
Sub-total (EU/EEA/CH)	11	11	11	35	49	54
Total outside UK	40	46	31	43	67	83
UK Registrants	902	554	910	993	1,039	1,036
	942	600	941	1,036	1,106	1,119

Figure 9. Trends in registration of veterinary nurses

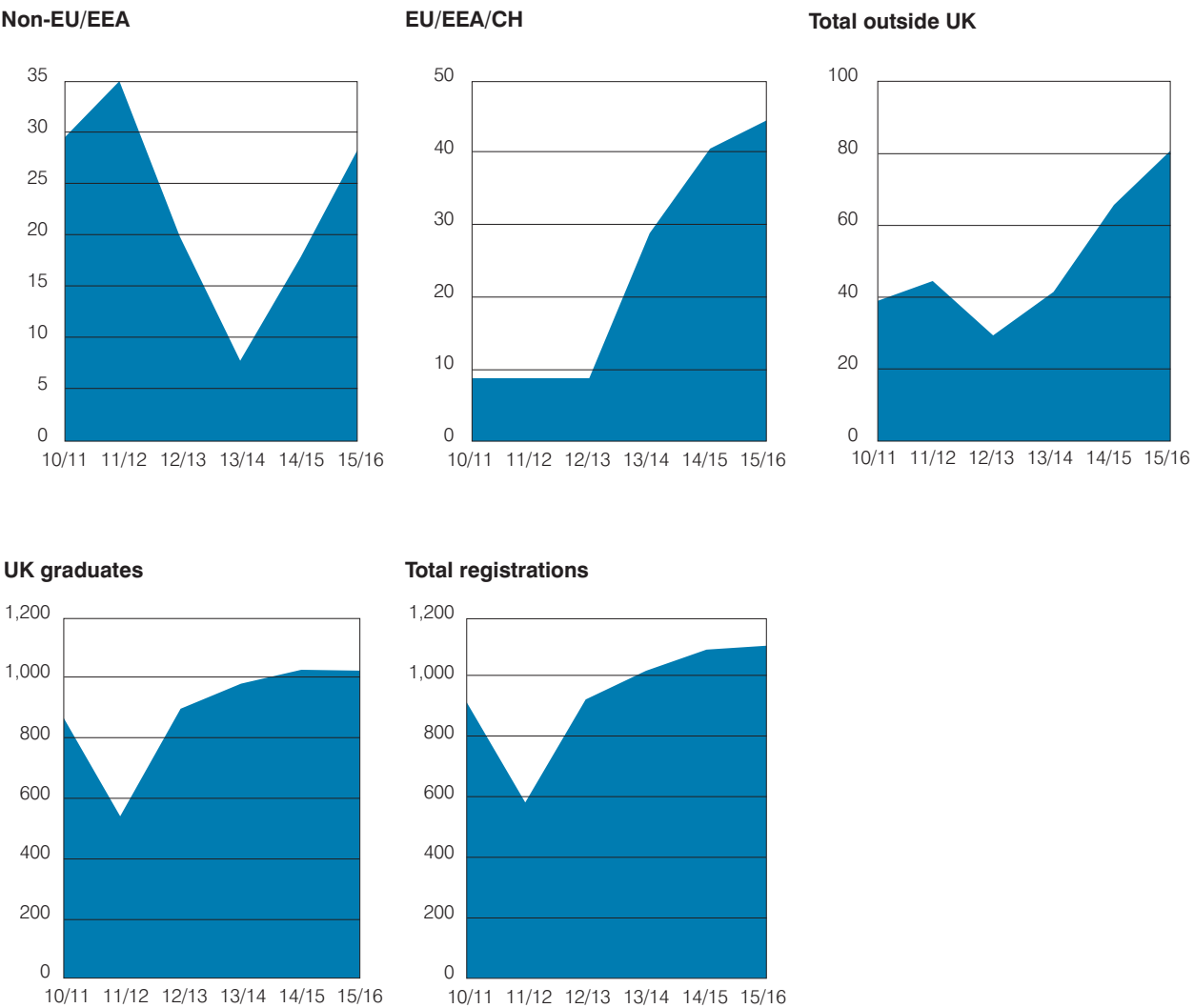


Table 6. Undergraduate student numbers 2015 to 2016

UK veterinary school students		Admissions to the first year of the veterinary course in 2015/2016			Admissions to the second or later year of the veterinary course in 2015/2016			Students admitted with a degree			Total numbers attending the veterinary degree course ¹			Veterinary students taking an intercalated science course in 2015/2016			Numbers of intercalated degree holders ²			Numbers of applications received for current academic year			Numbers of students obtaining a veterinary degree in 2016		
		M	F	Total	M	F	Total	M	F	Total	M	F	Total	M	F	Total	M	F	Total	M	F	Total	M	F	Total
Bristol	UK	31	111	148	0	0	0	4	5	9	121	504	649	0	0	0	10	28	38	208	855	1,304	30	80	116
	EU	1	2		0	0		0	0		2	6		0	0		0	0		28	118		0	2	
	Overseas	1	2		0	0		0	0		2	14		0	0		0	0		9	86		0	4	
Cambridge	UK	9	50	63	1	0	1	1	0	1	95	282	389	0	0	0	0	0	0	38	153	255	15	46	62
	EU	0	1		0	0		0	0		0	5		0	0		0	0		7	33		0	0	
	Overseas	1	2		0	0		0	0		1	6		0	0		0	0		4	20		0	1	
Edinburgh	UK	12	66	118	4	6	47	5	10	56	68	352	753	2	7	11	0	0	0	139	564	1,339	26	65	159
	EU	1	6		1	3		1	3		8	33		0	1		0	0		38	210		1	8	
	Overseas	7	26		3	30		4	33		87	205		0	1		0	0		71	317		9	50	
Glasgow	UK	17	43	139	0	0	0	0	0	44	86	248	631	2	3	5	0	0	0	70	252	907	23	45	119
	EU	0	1		0	0		0	0		0	5		0	0		0	0		34	196		0	0	
	Overseas	10	68		0	0		3	41		61	231		0	0		0	0		69	286		12	39	
Liverpool	UK	32	129	168	0	0	0	3	9	14	132	607	761	0	0	0	2	0	2	203	764	1,174	28	103	137
	EU	1	3		0	0		0	0		7	12		0	0		0	0		33	105		1	2	
	Overseas	1	2		0	0		0	2		1	2		0	0		0	0		11	58		0	3	
London	UK	45	138	211	0	0	0	14	47	92	262	786	1,241	4	15	21	14	45	65	197	837	1,507	49	139	241
	EU	1	4		0	0		0	6		4	16		0	1		0	1		12	70		1	4	
	Overseas	3	20		0	0		2	23		27	146		0	1		1	4		65	326		12	36	
Nottingham	UK	25	102	135	0	0	0	1	3	6	135	451	603	1	0	1	0	1	1	275	1,096	1,698	25	59	99
	EU	1	5		0	0		0	2		4	10		0	0		0	0		38	154		1	2	
	Overseas	0	2		0	0		0	0		2	1		0	0		0	0		22	113		0	12	
TOTALS		199	783	982	9	39	48	38	184	222	1,105	3,922	5,027	9	29	38	27	79	106	1,571	6,613	8,184	233	700	933

¹ Total number of students in the six-year degree course at Cambridge, both the five-year and six-year courses at London, and the five-year degree course at the other veterinary schools. These totals also include students on preparatory 'year-zero' courses. RVC admitted 46 students, Edinburgh admitted 47 students, Liverpool admitted 3 students, Nottingham admitted 24 students.

² All Cambridge students taking the six-year VetMB degree spend their third year taking the Cambridge Tripos, leading to a BA degree.

Table 7. Certificate in Advanced Veterinary Practice:
number of module passes as at 31 March 2016.

Module code	Module title	Number of module passes
A-FAVP.1	Foundations of Advanced Veterinary Practice	1,032
A-PKS.0	Professional Key Skills	672
B-CKS.0	Clinical Key Skills	680
B-EP3	Equine Practice	409
B-SAP.1	Small Animal Practice	752
B-PAP.2	Small Animal Practice	98
B-LAS.4	Laboratory Animal Science	2
B-GVM.5	Global Veterinary Medicine	3
C-AWSEL.1	Introduction and Theory	5
C-AWSEL.2	Applying the Theory	3
C-C.1	Management & Diseases of Beef Cattle	11
C-C.2	Dairy Nutrition & Production	10
C-C.3	Dairy Health & Fertility	12
C-C.4	Bovine Nutrition, Husbandry & Lactogenesis	27
C-C.5	Bovine Reproduction	30
C-C.6	Bovine Mastitis & Lameness	39
C-C.7	Youngstock Rearing & Infectious Diseases	19
C-CAM.1	Camelid	0
C-CAM.2	Camelid	1
C-CAM.3	Camelid	0
C-ECC.1	Critical Care	11
C-ECC.2	Emergency Care A	31
C-ECC.3	Emergency Care B	38
C-E.1	Equine Gastrointestinal Disease & Intensive Care	144
C-E.2	Equine Cardiovascular & Respiratory Diseases	134
C-E.3	Equine General Medicine	148
C-E.4	Equine Neuromuscular, Behavioural & Special Senses	62
C-E.5	Basic Equine Surgery	102
C-E.6	Lameness (A)	84
C-E.7	Lameness (B)	74
C-E.9	Mare Reproduction & Breeding Management	47
C-E.10	Stallion reproduction & Breeding Management	36
C-E.11	Care and Management of Foal & Yearling, Stud Farm Management, Herd Health	43
C-E.12	Equine Dentistry - Equine Dental Anatomy & Physiology	20
C-E.13	Equine Dentistry - Equine Dental care, Diagnosis & Treatment	22
C-E.14	Equine Dentistry - Equine Dental surgery	15
C-E.15	Basic Equine Practice 1	38
C-E.16	Basic Equine Practice 2	42
C-E.17	Basic Equine Practice 3	44
C-LAS.1	Anaesthesia & Analgesia of Laboratory Animals	2
C-S.1	Sheep - Diseases of Adult Sheep	2
C-S.2	Sheep reproduction, pregnancy & Parturition	2
C-S.3	Sheep - Diseases of Lambs & Parasitic Diseases	3
C-SAM.4	Feline - Cardiovascular Disorders, Respiratory Disorders, Infectious Diseases	5
C-SAM.5	Feline - Gastrointestinal Disorders, Urogenital Disorders, Clinical Nutrition, Critical Care	2
C-SAM.6	Feline - Endocrine & Metabolic Disorders, Haematopoietic Disorders, Neurological, incl. Neuromuscular Disease, Ophthalmological Disorders	2

Module code	Module title	Number of module passes
C-SAM.8	Small Animal Medicine A	159
C-SAM.9	Small Animal Medicine B	170
C-SAM.10	Small animal Medicine C - Mixed	143
C-SAS.1	Small Animal Surgery	181
C-SAS.2	Soft Tissue (A)	55
C-SAS.3	Soft Tissue (B)	60
C-SAS.6	Orthopaedic Surgery A	46
C-SAS.7	Orthopaedic Surgery B	48
C-VA.1	Small Animal Anaesthesia & Analgesia	32
C-VA.2	Equine Anaesthesia & Analgesia	38
C-VA.3	Critical Care & Analgesia	43
C-VBM.1	Veterinary Business Management	18
C-VBM.2	Veterinary Business Management	15
C-VBM.3	Veterinary Business Management	29
C-VBM.4	Veterinary Business Management	24
C-VC.1	Cardiovascular Anatomy, Physiology & Pathology	16
C-VC.2	Cardiovascular Diagnostics	8
C-VC.3	Cardiovascular Therapeutics	9
C-VD.1	Veterinary Dermatology	29
C-VD.2	Small Animal Dermatology A	24
C-VC.3	Small Animal Dermatology B	16
C-VD.4	Equine Dermatology	14
C-VDI.1	Imaging in Practice	13
C-VDI.2	Small Animal Diagnostic Imaging - Orthopedics	9
C-VDI.3	Small animal Diagnostic Imaging - Soft Tissue	5
C-VDI.4	Diagnostic Imaging - Large Animal (A)	12
C-VDI.5	Diagnostic Imaging - Large Animal (B)	11
C-VGC.1		1
C-VEPI.3	Veterinary Epidermiology: Quant - Methods	1
C-VGP1	Veterinary General Practice - Clinical Audit	16
C-VGP2	Veterinary General Practice - Consultation skills	15
C-VGP3	VGP - Professional Responsibility & Practice	13
C-VP.1	Basic Tissue Pathology, Necropsy & Biopsy	1
C-VP.2	Clinical Pathology - Laboratory Diagnostics	3
C-VPH.1	Animal Welfare in the Food Chain	2
C-VPH.2		2
C-VPH.3	Zoonoses & Infectious Diseases	3
C-ZM.1	Zoological Medicine - Wildlife	13
C-ZM.2	Zoological Medicine - Zoo Animals	14
C-ZM.3	Zoological Medicine - Small Pet Mammals	30
C-ZM.4	Zoological Medicine - Exotic Avian Species	32
C-ZM.5	Zoological Medicine - Reptiles	34
B-ZM.6	Zoological Medicine	43
Total		6,408

NB There are 1,736 candidates actively enrolled in the modular certificate scheme as at 31 March 2016.

Table 8. Number of Certificates in Advanced Veterinary Practice awarded as at 31 March 2016

Certificate subject	Designation	Total number of certificates awarded since inception of the modular certificate scheme
Certificate in Advanced Veterinary Practice	CertAVP	179
Certificate in Advanced Veterinary Practice (Cattle)	CertAVP(Cattle)	18
Certificate in Advanced Veterinary Practice (Emergency and Critical Care)	CertAVP(ECC)	11
Certificate in Advanced Veterinary Practice (Equine Dentistry)	CertAVP(ED)	13
Certificate in Advanced Veterinary Practice (Equine Medicine)	CertAVP(EM)	69
Certificate in Advanced Veterinary Practice (Equine Practice)	CertAVP(EP)	29
Certificate in Advanced Veterinary Practice (Equine Stud Medicine)	CertAVP(ESM)	13
Certificate in Advanced Veterinary Practice (Equine Surgery Orthopaedic)	CertAVP(ESO)	39
Certificate in Advanced Veterinary Practice (Equine Surgery Soft Tissue)	CertAVP(ESST)	15
Certificate in Advanced Veterinary Practice (General Small Animal Surgery)	CertAVP(GSAS)	43
Certificate in Advanced Veterinary Practice (Small Animal Medicine)	CertAVP(SAM)	37
Certificate in Advanced Veterinary Practice (Veterinary Anaesthesia)	CertAVP (VA)	4
Certificate in Advanced Veterinary Practice (Veterinary Cardiology)	CertAVP(VC)	7
Certificate in Advanced Veterinary Practice (Veterinary General Practice)	CertAVP(VetGP)	15
Certificate in Advanced Veterinary Practice (Zoological Medicine)	CertAVP(ZM)	24
Total		532

Table 9. Successful Diploma holders by subject

Diploma in Animal Welfare Science and Ethics
Dr Peter Stewart Fordyce BVetMed PhD MRCVS
Diploma in Cattle Health and Production
Dr Michael Williams Reynolds BVM&S MRCVS
Diploma in Small Animal Surgery (Orthopaedics)
Mr Myles Benjamin Walton BVSc MRCVS

Table 10. Number of enrolled candidates and those who have obtained Diploma qualifications as at 31 December 2015

Diploma subject	Total number of enrolled candidates	Enrolled candidates who have obtained approval to sit the examination	Total diplomas awarded since inception of subject ¹
Animal Welfare Science, Ethics & Law	2	0	11
Cattle Health & Production	7	3	23
Equine Internal Medicine	2	0	5
Equine Orthopaedics	4	1	12
Equine Soft Tissue Surgery	3	3	6
Equine Stud Medicine	4	1	6
Fish Health & Production	0	0	0
Laboratory Animal Science	0	0	25
Pig Medicine	2	1	12
Poultry Medicine & Production	1	1	6
Sheep Health & Production	1	0	12
Small Animal Medicine	0	0	33
Small Animal Medicine (Feline)	0	0	8
Small Animal Orthopaedics	0	0	11
Small Animal Surgery (Orthopaedics)	12	8	27
Small Animal Surgery (Soft Tissue)	1	0	16
State Veterinary Medicine	0	0	1
Veterinary Anaesthesia	0	0	71
Veterinary Cardiology	7	2	21
Veterinary Dermatology	0	0	20
Veterinary Diagnostic Imaging	0	0	7
Veterinary Ophthalmology	0	0	23
Veterinary Public Health (Meat Hygiene)	1	1	5
Veterinary Radiology	0	0	101
Veterinary Reproduction	0	0	3
Zoological Medicine (Avian)	0	0	7
Zoological Medicine (Mammalian)	4	2	11
Zoological Medicine (Reptilian)	6	3	4
Total (Diplomas)	57	26	487

¹ These figures include the following numbers of Foundation Diplomates: Equine Orthopaedics – 2; Equine Stud Medicine – 3; Laboratory Animal Science – 5; Pig Medicine – 5; Poultry Medicine and Production – 5; Small Animal Orthopaedics – 4; Veterinary Anaesthesia – 3; Veterinary Cardiology – 2; Veterinary Dermatology – 5; Veterinary Ophthalmology – 4; Veterinary Radiology – 5.

NB All RCVS Diplomas have been closed for enrolment since 1 November 2012. Examinations will continue to be held up until 2019, or when the last candidate leaves the system.

Figure 9. Current holders of RCVS postgraduate statuses, qualifications and awards

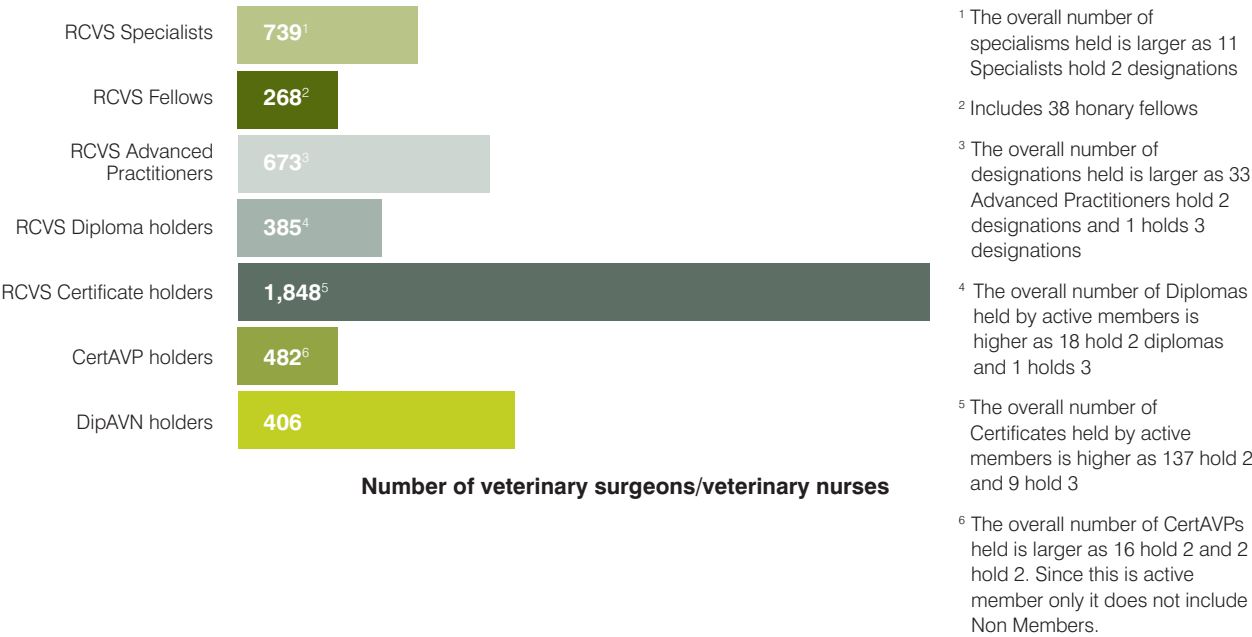


Table 11. Number of Diplomas in Advanced Veterinary Nursing (DipAVN) awarded

	2013	2014	2015	2016
DipAVN(Small Animal)	38	29	39	31
DipAVN(Equine)	3	1	0	2

NB In 2013, 2014 and 2015, the diplomas were awarded during the year under review, although published in April.

Table 12. Numbers of veterinary nursing training practices, approved awarding organisations and higher education institutions¹

	01/01/13	01/01/14	01/01/15	01/01/16
Training practices	1,916	2,030	2,155	2,372
Awarding organisations	2	3	3	2
Higher education institutions	14	15	15	17

¹ Institutions and organisations offering approved qualifications leading to the Register.

Analysis of 2015 audit of continuing professional development (CPD) for veterinary surgeons

Table 13. Response and compliance rates for groups included in audit

	Included in sample	Responded		Compliant		Non-compliant (NC)	
Group 1	400	380	95%	344	91%	36	9%
Group 2	488	283	58%	187	66%	96	34%
Group 3	43	39	91%	27	69%	12	31%
Total 2015	931	702	75%	558	79%	144	21%

The continuing professional development (CPD) audit for veterinary surgeons was conducted between September and October 2015 in respect of their 2012 to 2014 CPD records. Under the Code of Professional Conduct veterinary surgeons are expected to undertake 105 hours of CPD over a rolling three-year period.

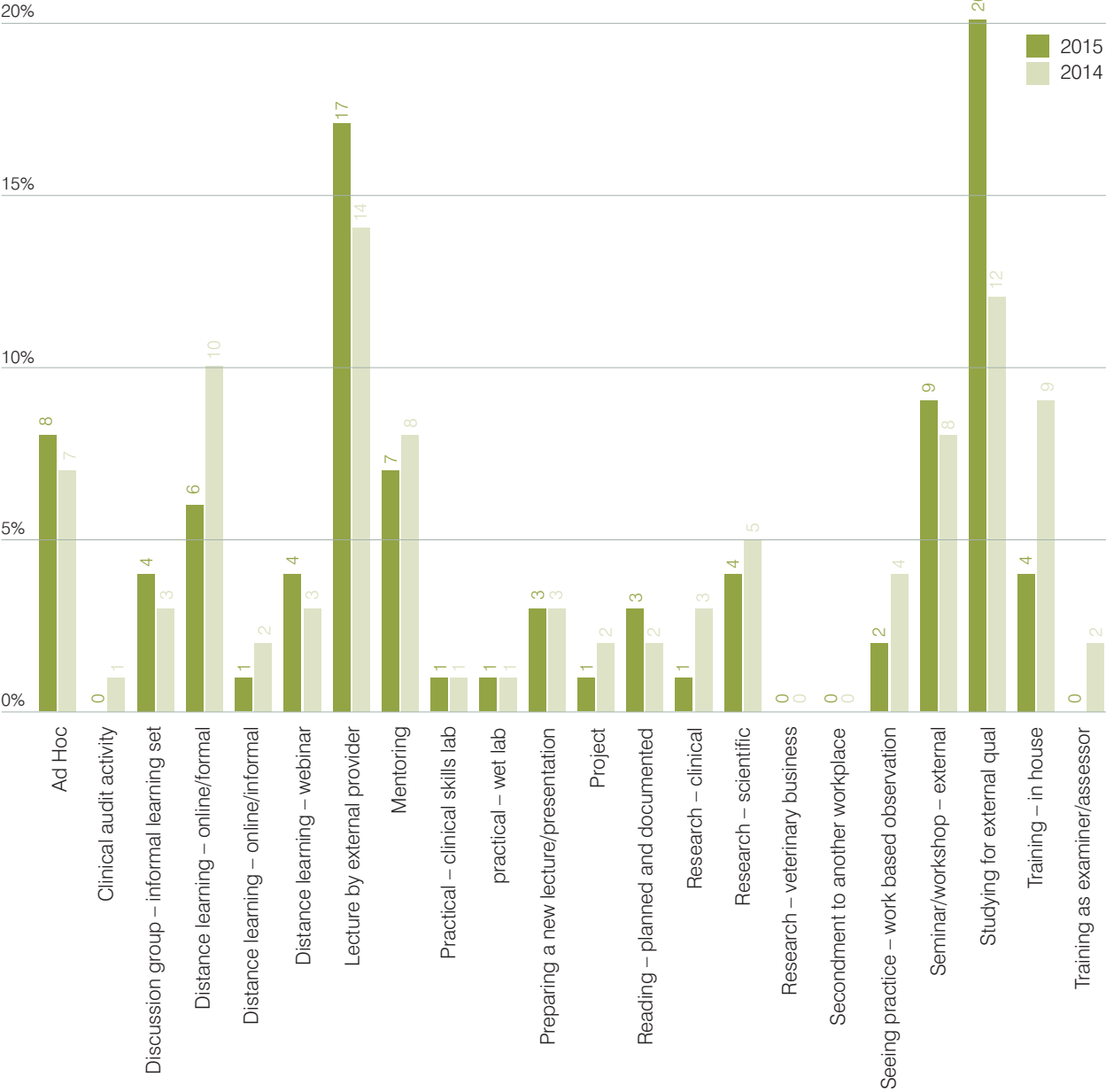
Key

Group 1: A random sample of 400 veterinary surgeons who confirmed they were CPD compliant during their annual registration
Group 2: Veterinary surgeons who did not respond to the 2014 audit and who also failed to confirm they were CPD compliant during their annual registration
Group 3: Veterinary surgeons who did not respond to communications from the College about the Professional Development Phase

Table 14. Number of CPD hours undertaken between 2012 and 2014 amongst all groups included in audit

CPD Hours	All	Group 1	Group 2	Group 3
0–10	88	16	65	7
11–50	16	5	8	3
51–80	39	13	21	5
81–104	64	23	32	9
105–120	148	101	40	7
121–200	209	133	72	4
201+	138	89	45	4
Range: 0–3725	Median: 120	Standard Deviation: 287		Mean: 185

Fig 10. Type of CPD undertaken by respondents to the 2015 veterinary surgeon audit compared with 2014 audit



Analysis of 2015 audit of continuing professional development (CPD) for veterinary nurses

Table 15. Response and compliance rates for groups included in audit

	Included in sample	Responded		Compliant		Non-compliant	
Group 1	459	449	98%	390	87%	59	13%
Group 2	107	96	90%	37	39%	62	65%
Group 3	80	49	61%	30	61%	19	39%
Group 4	152	145	95%	117	81%	28	19%
Total 2015	798	739	93%	574	78%	165	22%
Total 2014	814	718	88%	556	77%	162	23%

The continuing professional development (CPD) audit for veterinary nurses was conducted between June and July 2015 in respect of their 2012 to 2014 CPD records. Under the Code of Professional Conduct veterinary nurses are expected to undertake 45 hours of CPD over a rolling three-year period.

Key

- Group 1: A random sample of veterinary nurses (representing approximately 8% of the profession) who have been registered for a period of more than three years
- Group 2: Veterinary nurses who responded to the 2014 audit but fell short of the CPD requirement
- Group 3: Veterinary nurses who failed to respond to the 2014 audit
- Group 4: Veterinary nurses who have been registered for more than three years and confirmed that they were not compliant with the CPD requirement during their annual registration

Table 16. Number of CPD hours undertaken between 2012 and 2014 amongst all groups included in audit

CPD Hours	All	Group 1	Group 2	Group 3	Group 4
0–9	35	9	9	10	7
10–19	28	10	8	5	5
20–29	58	25	23	5	5
30–39	83	38	27	2	17
40–44	64	32	12	5	15
45–55	167	113	11	6	37
56–100	206	146	5	10	45
100+	98	76	1	6	14

Fig 11. Type of CPD undertaken by respondents to the 2015 audit compared with 2014 audit

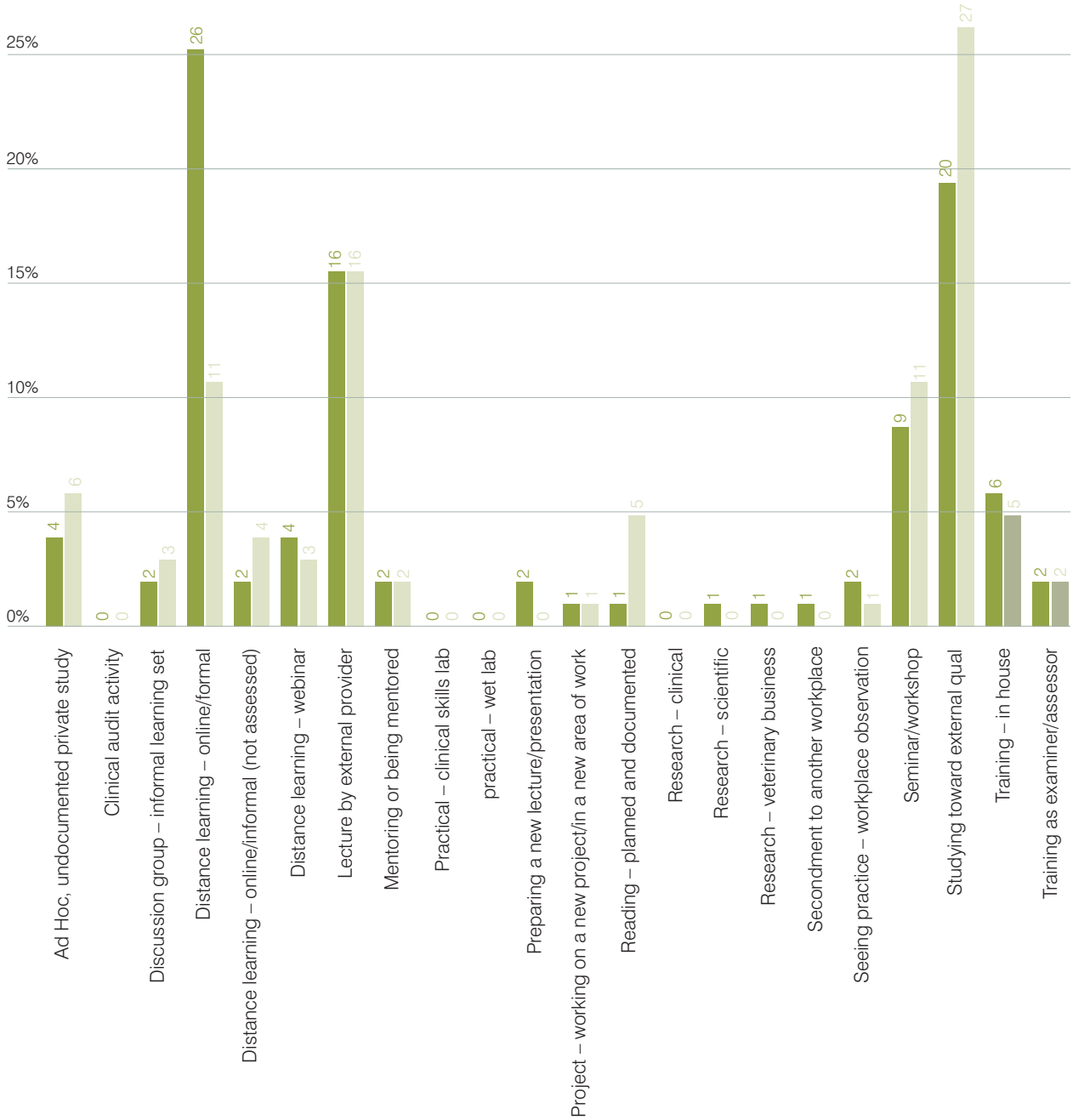


Figure 12. Number of concerns raised about veterinary surgeons and veterinary nurses

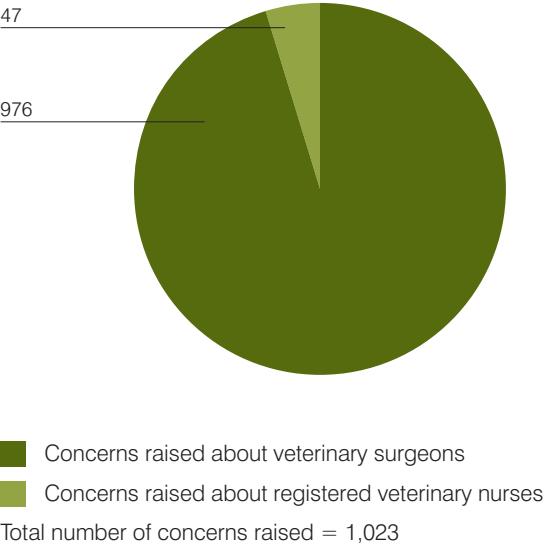
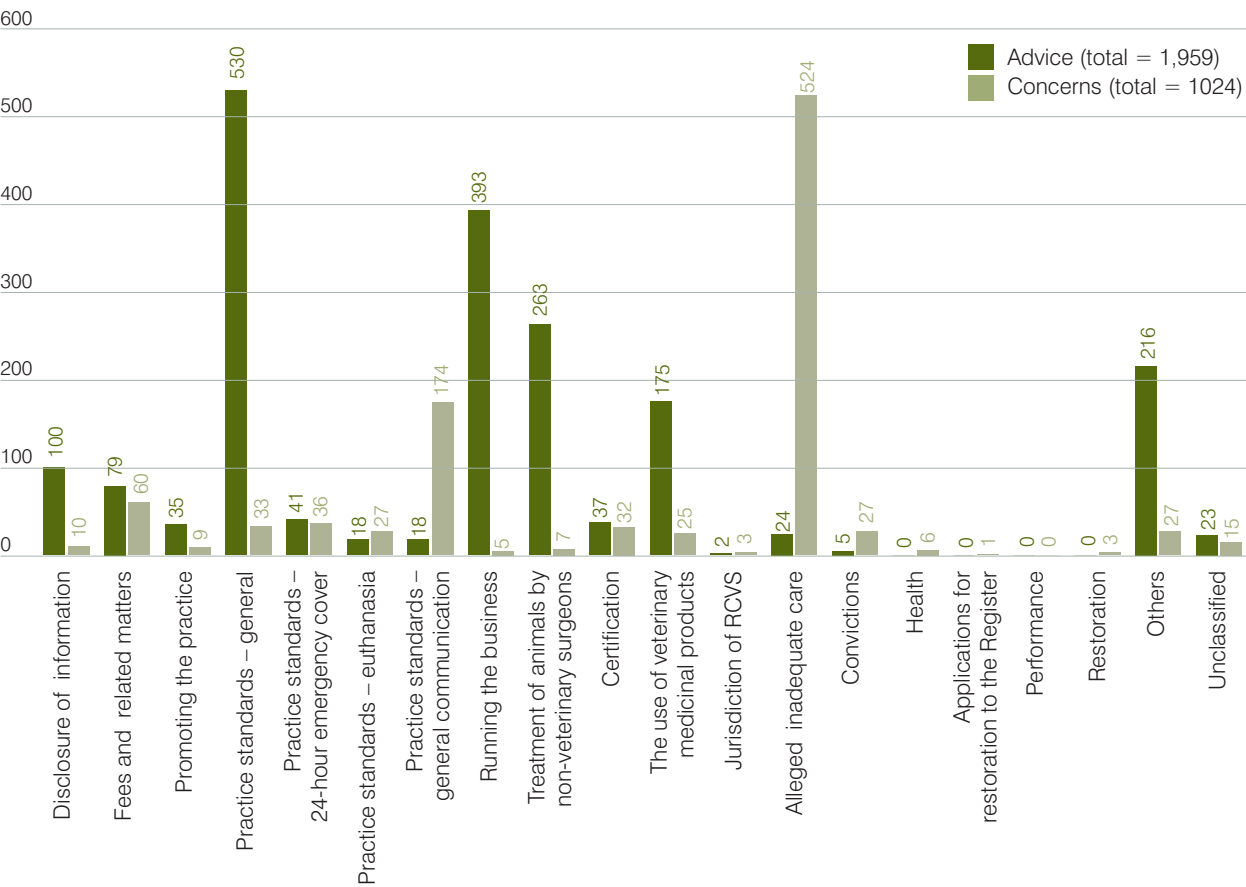


Figure 13. Number and category of concerns raised and written requests for advice received (for both veterinary surgeons and registered veterinary nurses)



NB 'Practice standards' in this context does not relate to the Practice Standards Scheme but standards within practice more generally.

Table 13. Number and type of case examinations and investigations by the Preliminary Investigation Committee (PIC) / Registered Veterinary Nurses Preliminary Investigation Committee (RVNPIC)

	2014/15	2015/16
Announced visits to veterinary practices and those raising concerns (No of interviews)	90 (215)	46 (135)
Unannounced visits to veterinary practices (No of interviews)	9 (15)	5 (11)
Health Protocol visits (No of interviews)	8 (13)	5 (5)
Performance Protocol visits (No of interviews)	0	0
Review visits (No of interviews)	4 (4)	33 (33)
Referrals to external solicitors (No of formal witness statements taken)	39 (144)	46 (230)
Registration investigations (No of interviews)	2 (2)	1 (1)
Veterinary Surgeons Act 1966 (No of interviews) ¹	3 (5)	3

NB The complaints procedure provides for investigation at an early stage. Generally, it is the PIC / RVNPIC that refers complaints to external solicitors.

Table 14. Summary of Disciplinary Committee (DC) hearings

Scheduled dates	Name	Days listed	Days sat	Complaint concerning	Outcome	Cost (£)
Registered Veterinary Surgeons						
20/04/15 – 24/04/15 (Six-day hearing)	Mr Nicholas Horniman	5	5	Allegations of pet insurance fraud and dishonesty altering clinical records.	Case dismissed	£57,625
15/06/15 (One-day hearing)	Mr Ian Beveridge	1	1	Application to be restored to the Register	Restoration adjourned	£35,567
20/11/15 (One-day hearing)		1	1		Application refused	
22 – 30/06/15 15 – 16/07/15 01 – 06/10/15 21/10/15 (Thirteen-day hearing) This hearing was adjourned on 17 July until 1 October. On 6 October it was adjourned once more until 21 October	Mr David Porter	7	13	Allegations of serious professional misconduct relating to multiple complaints, including failure to communicate courteously and respectfully with colleagues, seriously deficient clinical standards when treating animals under his care and failure to respond adequately to communications from the RCVS	Removed from the Register	£203,729

Table 15. Summary of Disciplinary Committee (DC) hearings (continued)

Scheduled dates	Name	Days listed	Days sat	Complaint concerning	Outcome	Cost (£)
Registered Veterinary Surgeons						
20/07/15 & 17/08/15 (Two-day hearing)	Ms Philippa Ann Rodale	5	2	Allegations relating to standards of practice (in relation to issues such as biosecurity, hygiene, in-patient facilities, drug-storage and the disposal of hazardous waste, among other things) and also to a test for intradermal Comparative Tuberculin	Undertaking to be removed from the RCVS Register accepted.	£56,505
21/07/15 & 15/09/15 (Two-day hearing)	Mr Matthew Morgan	1	2	Application to be restored to the register	Application for restoration granted	£14,817
21/09/15 & 22/09/15 (Two-day hearing)	Mr Mpho Lesolle & Mr Georgi Cheshmedzhiev	3	2	Allegations of dishonesty towards clients and the College about the circumstances of a castration procedure which led to the death of a dog	Mr Lesolle – suspended from the Register Mr Cheshmedzhiev – suspended from the Register for a period of two months	£53, 722
13/10/15 – 15/10/15 (Two-day hearing)	Ms Adele Lewis	5	3	Allegations relating to a failure to pass on information about a horse’s clinical history to a potential buyer during a pre-purchase examination	Misconduct found – Reprimand	£65,209
18/01/16 – 22/01/16 (Five-day hearing)	Dr Duncan Davidson	5	5	Allegations of clinical failings in relation to treatment of a cat and of keeping poor and misleading clinical records	Case dismissed	£74,516
29/01/16 (One-day hearing)	Mr Kirk Thompson	1	1	Conviction for offences of manslaughter, assault and drug possession	Removed from the Register	£13,359
08/02/16 – 09/02/16 (Two-day hearing)	Mr Dermot Costelloe	3	2	Allegations of being dishonest with a client and falsifying records about the treatment of her dog	Suspended from the Register for a period of ten weeks	£32,203
11/02/16 (One-day hearing)	Mr Robert Alun Merfyn Evans	2	1	Allegations relating to tuberculin testing for cattle owned by the respondent and failing to register the births and deaths of cattle	Suspended form the Register for a period of six months	£28, 809
18/03/16 (One-day hearing)	Mr Wawrick Seymour-Hamilton	1	1	Application to be restored to the Register	Application refused	£9,747
Registered Veterinary Nurses						
16/11/15 – 18/11/15 (Three-day hearing)	Ms Lindsay Newell	4	3	Allegations relating to the unlawful possession of veterintr medicines and failing to give regard to welfare in regard to six animals	Removed from the Register	£51,115

Table 16. Summary of cases handled outside the Disciplinary Committee (DC)

Identification ¹	Complaint concerning	Outcomes	Cost (£) ²
Health Protocol cases			
Case 1	Mental health issues	Health protocol / undertakings	£712
Case 2	Drug misuse	Health protocol / undertakings	£668
Case 3	Drug misuse	Health protocol / undertakings	£8,888
Case 4	Drug misuse	Health protocol / undertakings	£4,859
Case 5	Drug misuse	Health protocol / undertakings	£6,817
Case 6	Alcohol misuse	Health protocol / undertakings	£170
Case 7	Alcohol misuse	Health protocol / undertakings	£3,617
Case 8	Alcohol misuse	Health protocol / undertakings	£4,073
Case 9	Alcohol misuse	Health protocol / undertakings	Internal costs only
Case 10	Alcohol misuse	Health protocol / undertakings	Internal costs only
Case 11	Drug misuse	Health protocol / undertakings	£960
Case 12	Drug misuse	Health protocol / undertakings	£3,840
Case 13	Drug misuse	Health protocol / undertakings	£9,586
Performance Protocol cases			
Case 14	Clinical performance / medicine dispensing / running the practice	Performance / undertakings	£18,292
Case 15	Clinical performance / medicine use	Performance / undertakings	£11,404

¹ Unless referred to a DC hearing, all cases remain anonymous

² The costs relating to these cases are cumulative: some commenced before 1 April 2015 and others will continue after 31 March 2016.

Table 17. VN Council membership and attendance

This section lists the members of RCVS Council and committees, and VN Council, from 11 July 2015 – 10 July 2016, and their attendance record during the year under review (1 April 2015 – 31 March 2016).

	VN Council	VN Education Committee	Standards Committee	Operational Board	Total	%
Elected Members						
Lucy Bellwood RVN	2/2	0	2/3	0	4/5	80
Elizabeth Branscombe RVN	1/1	0	0	0	1/1	100
Elizabeth Cox RVN	3/3	0	0	7/7	10/10	100
Elizabeth Figg REVN	3/3	2/3	0	0	5/6	83
Andrea Jeffery RVN	2/3	2/3	0	0	4/6	67
Katherine Kissick RVN	3/3	0	0	2/2	5/5	100
Hilary Orpet RVN	3/3	0	0	0	3/3	100
Amber Richards RVN	2/3	0	0	0	2/3	67
Marie Rippingale REVN	1/1	0	0	0	1/1	100
Amy Robinson RVN	0/1	0	0	0	0/1	0
Appointed Veterinary Surgeon Members						
Elizabeth Armitage-Chan MRCVS ¹	0/1	0/1	0	0	0/2	0
Victoria Aspinall MRCVS	3/3	3/3	0	0	6/6	100
Niall Connell MRCVS	3/3	0	0	0	3/3	100
Peter Robinson MRCVS	2/2	2/2	0	0	4/4	100
Neil Smith FRCVS	2/3	0	0	0	2/3	67
Appointed Lay Members						
Alison Carr	3/3	0	0	0	3/3	100
Dominic Dyer	2/3	0	0	0	2/3	67
Susan Proctor	3/3	2/3	0	0	5/6	83
Penelope Swindlehurst	3/3	2/3	0	0	5/6	83

¹ On maternity leave

Table 18. Permanent staff as at 31 March 2016

Annette Amato	Eleanor Ferguson	Lizzie Lockett	Anthony Roberts
Duncan Ash	Avnish Ghoorbin	Emma Lockley	Bridget Sheppard
Chloe Baxter	Robert Girling	Corrie McCann	Jenny Soreskog-Turp
Jaqueline Belle	Andrew Grainger	Laura McClintock	Nicola South
Luke Bishop	Jennifer Harris	Diana Mendez	Nick Stace
Clare Boulton	Emma Hawkins	Alicia Menendez-Buick	Kare Stallworthy
Dorothy Brereton	Vicky Hedges	Felix Michaux	Kittie Story
Paulette Brown	Natalie Heppenstall	Pam Mosedale	Nimrah Syed
Adele Bush	Mike Hepper	Chris Murdoch	Thomas Walker
Lorna Cahill	Laura Hogg	Benjamin Myring	Matthew Wallace
Jacob Cook	Ian Holloway	Sandra Neary	Simon Wallace
Britta Crawford	Judith Hylton	Chloe Newbold	Christine Warman
Gemma Crossley	Christine James	Jordan Nicholls	Natalie Watkins
Joseph Cummins	Katie Jefferies	Claire O'Leary	Martyn Webster
Peris Dean	Anne Jermey	Marilyn Pablo	Sue Whall
Ashley Doorly	Ben Jones	Vivienne Pankhurst	Dawn Wiggins
Myai Du	Gemma Kingswell	Gareth Perkins	
Julie Dugmore	Megan Knowles-Bacon	Margaret–Victoria Quarshie	
George Efstathiou	Lo Kei Kwok	Rebecca Rafferty	
Anna Feeney	Lily Lipman	Thelma Rees	

Table 19. RCVS Council and committee membership and attendance

	Cncl	ARC	EC	Ops Brd	PIC/DC Lsn	Stndrds	Total	%
Elected Members								
Mr C T Barker MRCVS	4/4	0	0	0	0	3/3	7/7	100
Mr D J Bartram FRCVS	3/4	0	0/3	0	0	0	3/7	43
Ms A K Boag MRCVS	4/4	0	0	9/9	2/2	0	15/15	100
Mr D F Catlow MRCVS	4/4	0	0	9/9	0	3/3	16/16	100
Mr N T Connell MRCVS	4/4	0	0	0	0	0	4/4	100
Professor S M Crispin FRCVS	1/1	0	0	0	0	0	1/1	100
Dr J V Davies MRCVS	4/4	0	0	0	2/2	0	6/6	100
Mrs J M Dyer	3/3	0	0	0	0	2/2	5/5	100
Mr F M Elliott MRCVS	1/1	0	0	0	0	0	1/1	100
Dr C J Gray MRCVS	4/4	0	0	0	0	0	4/4	100
Dr M O Greene MRCVS	4/4	0	0	0	0	2/3	6/7	86
Professor T R C Greet FRCVS	1/3	0	1/2	0	0	0	2/5	40
Mrs L V Hill MRCVS	4/4	1/1	0	0	2/2	0	7/7	100
Mr P C Jinman MRCVS	4/4	0	0	0	0	0	4/4	100
Dr J B Johnson MRCVS	4/4	0	0	0	0/1	0	4/5	80
Professor S A May FRCVS	3/4	0	0	0	0	3/3	6/7	86
Dr J R Molyneux MRCVS	4/4	0	0	0	0	3/3	7/7	100
Dr R P Moore MRCVS	1/1	0	0	0	0	0	1/1	100
Mrs S Paterson MRCVS	4/4	0	3/3	0	0	0	7/7	100
Dr K A Richards MRCVS	3/3	0	0	0	0	2/2	5/5	100
Mr P B Robinson MRCVS	2/3	0	0	0	0	0	2/3	67
Col N C Smith MRCVS	3/4	1/2	0	2/2	0	0	6/8	75
Dr R S Stephenson MRCVS	4/4	0	0	0	0/1	0	4/5	80
Dr C P Sturgess MRCVS	4/4	0	3/3	0	0	0	7/7	100
Professor The Lord Trees MRCVS	1/1	0	0	0	0	0	1/1	100
Dr C W Tufnell MRCVS	4/4	0	0	9/9	0	0	13/13	100
Dr B P Viner MRCVS	4/4	0	3/3	9/9	1/1	0	17/17	100
Dr T H Witte MRCVS	4/4	0	1/2	0	0	1/3	6/9	67
Appointed Members								
Mrs E Acaster (Ln)	4/4	0	0	0	0	2/3	6/7	86
Professor D J Argyle MRCVS (E)	2/4	0	2/3	0	0	0	4/7	57
Professor M Bennett MRCVS (Lv)	1/1	0	0	0	0	1/3	3/3	100
Dr K Braithwaite (N)	2/4	0	0	0	1/1	0	3/5	60
Professor N Burrows (G)	1/1	0	0	0	1/1	0	2/2	100
Professor E Cameron MRCVS (G)	3/4	0	0	0	0	2/3	5/7	71
Professor S Dawson MRCVS (Lv)	4/4	0	3/3	0	0	0	7/7	100
Professor G C W England FRCVS (N)	4/4	0	0	0	0	0	4/4	100
Professor M E Herrtage MRCVS (C)	3/4	0	0	0	0	0	3/4	75
Mr D C Hutchison (G)	3/4	0	0	0	0	0	3/4	75
Mrs A K Jeffery RVN (B)	2/4	0	0	0	0	0	2/4	50
Mr T J King MRCVS (E)	2/4	0	0	0	0	0	2/4	50
Professor J S Price MRCVS (B)	4/4	0	3/3	7/7	0	0	14/14	100
Professor S W J Reid MRCVS (Ln)	4/4	0	1/2	8/9	1/1	0	14/16	86
Dr K S H Salmon MRCVS (Ln)	1/2	0	0	0	0	0	1/2	50
Professor J L N Wood (C)	3/4	0	0	0	0	0	3/4	75
Privy Council Appointed Members								
Mr R Davis	2/4	3/3	0	0	0	0	5/7	71
Mr N P Gibbens MRCVS	3/4	0	0	0	0	0	3/4	75
Mrs R J Jennings	3/4	0	0	0	0	0	3/4	75
Ms J Webb	1/1	0	0	0	0	0	1/1	100

Key

- Cncl – RCVS Council
- ARC – Audit and Risk Committee
- EC – Education Committee
- Ops Brd – Operational Board
- PIC/DC Lsn – PIC/DC Liaison Committee
- Stndrds – Standards Committee

Universities:

- B = Bristol
- C = Cambridge
- E = Edinburgh
- G = Glasgow
- Lv = Liverpool
- Ln = London
- N = Nottingham

