

RCVS FACTS

THE ANNUAL REPORT OF THE ROYAL COLLEGE OF VETERINARY SURGEONS: PART 2

2013



Welcome to *RCVS Facts*, Part 2 of our reporting on RCVS activities in 2013. Here you will find everything from the number of UK veterinary students, through the distribution of veterinary surgeons and veterinary nurses across the country, to our accounts for 2012.

For a more personal account of our activities, look out for *RCVS Review*, which features six of our key projects through the eyes of those involved.



You can download the printed version from www.rcvs.org.uk/review or, new for 2013, watch our video version at www.youtube.com/rcvsvideos.

Year in review:
1 April 2012 to 31 March 2013.



Profile of the professions

Numbers and distribution of members	2
UK-practising members by age and gender	2
Breakdown of members by category of registerable qualification	3
Breakdown of UK-practising members by category of employment	3
Breakdown of principal RCVS membership categories	3
Numbers of veterinary surgeons/veterinary nurses in the UK	3
Number of new registrations	4
Trends in registration of veterinary surgeons	5
Fees for veterinary surgeons and veterinary nurses	6
Registration of veterinary surgeons and veterinary nurses	6
Breakdown of registered veterinary premises by PSS accreditation type	7
Numbers of PSS registered veterinary premises / registered veterinary premises in the UK	7

RCVS Awards

Student veterinary nurse candidate registrations	8
Veterinary nursing theory examination (VRQ) entries (pass rate %)	8
Veterinary nursing theory examination (Level 3 Diploma) entries (pass rate %)	8
Veterinary nursing practical examination (Level 3 NVQ) entries and % pass rates	9
Veterinary nursing practical examination (Level 3 Diploma) entries and % pass rates	9

Education

Undergraduate student numbers 2012 to 2013	10
Number of candidates who have obtained Certificate qualifications	12
Number of enrolled candidates and those who have obtained Diploma qualifications	13
Certificate in Advanced Veterinary Practice: enrolments and module completions	14
Number of candidates who have achieved a Certificate in Advanced Veterinary Practice	16
Successful Diploma holders by subject	16
Current holders of RCVS postgraduate qualifications and awards	17
Number of Diplomas in Advanced Veterinary Nursing awarded	17
Number of veterinary nursing training practices and centres	17
Student veterinary nurse enrolments with the RCVS	17

Complaints, advice and disciplinary

Number and category of complaints and written requests for advice received	18
Number and type of case examinations and PIC investigations	19
Average time (in weeks) taken to close complaints	19
Summary of Disciplinary Committee hearings	20

Councils and committees

RCVS Council and committee membership and attendance	22
VN Council membership and attendance	23

Finance and accounts

Corporate governance	24
Financial review	25
Breakdown of income 2011	25
Breakdown of income 2012	25
Breakdown of expenditure 2012 and 2011	25
Statement of Council's and Secretary's responsibilities	26
Financial management policies	26
Auditor's statement	26
Income and expenditure for year ended 31 December 2012/2011	27
Breakdown of income and expenditure across statutory and Charter activities for year ended 31 December 2012	28
Balance sheet as at 31 December 2012/2011	29
Staff salary bands as at 31 December 2012/2011	29
Veterinary nursing and Awarding Body income and expenditure for year ended 31 December 2012/2011	30

Table 1. Numbers and distribution of members

Names entered on	31/3/12	Totals	31/3/13	Totals
General List I	18,538		18,911	
General List II	4,054		4,399	
Commonwealth List	2,084		1,958	
Foreign List	525		531	
Temporary List	12		24	
Supplementary Veterinary Register	8		7	
Total number of members		25,221		25,830

Notes

General List I – members who have a recognised UK qualification.

General List II – members who have a scheduled EU qualification.

Commonwealth List – members who have an accepted Commonwealth qualification, or who have a Commonwealth qualification and have passed the RCVS Statutory Examination for Membership.

Foreign List – members who have an accepted overseas qualification, or who have an overseas qualification and have passed the RCVS Statutory Examination for Membership.

Temporary List – temporary members or visiting European veterinary surgeons.

Supplementary Veterinary Register – members who were, or were entitled to be, Registered Veterinary Practitioners prior to the introduction of the Veterinary Surgeons Act 1966.

¹ Includes the Scottish Agricultural College.

² This figure is calculated by subtraction and includes all members of the profession not allocated elsewhere, in addition to those in general practice.

³ Veterinary surgeons resident in the Republic of Ireland who qualified before 1 June 1988 and remain RCVS members (and who must also register with the Veterinary Council of Ireland).

UK-practising				
Government service ¹	771		696	
Universities and colleges	979		834	
Research institutes	23		21	
Industry and commerce	220		156	
Charities and trusts	505		469	
General practice or other ²	15,915		16,715	
		18,413		18,891

Practising outside the UK		2,631		2,611
----------------------------------	--	--------------	--	--------------

Non-practising				
United Kingdom	2,541		2,677	
Overseas	542		579	
		3,083		3,256

Republic of Ireland³		1,074		1,041
--	--	--------------	--	--------------

Other				
Temporary List	12		24	
Supplementary Veterinary Register	8		7	
		20		31

Total number of members		25,221		25,830
--------------------------------	--	---------------	--	---------------

Figure 1. UK-practising members by age and gender

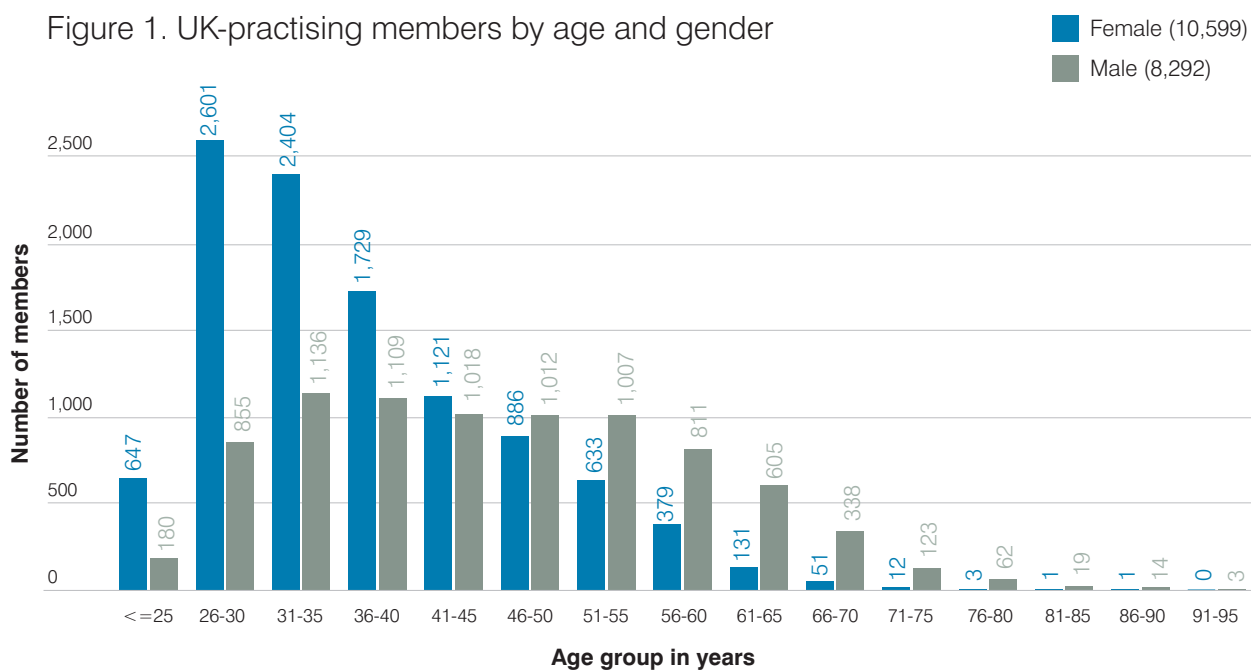


Figure 2. Breakdown of members by category of registerable qualification

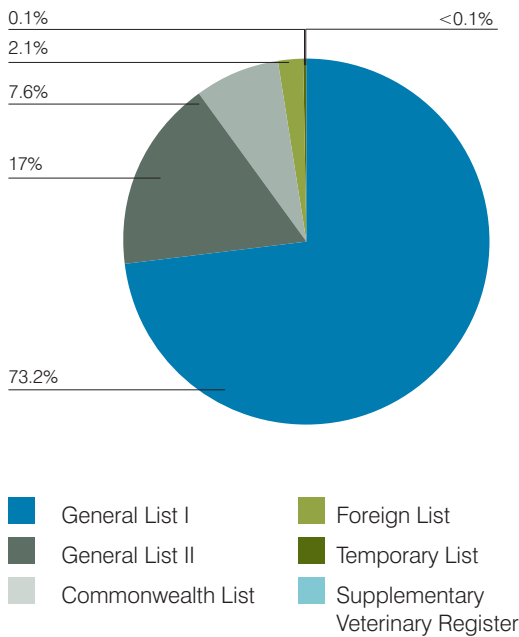


Figure 3. Breakdown of UK-practising members by category of employment

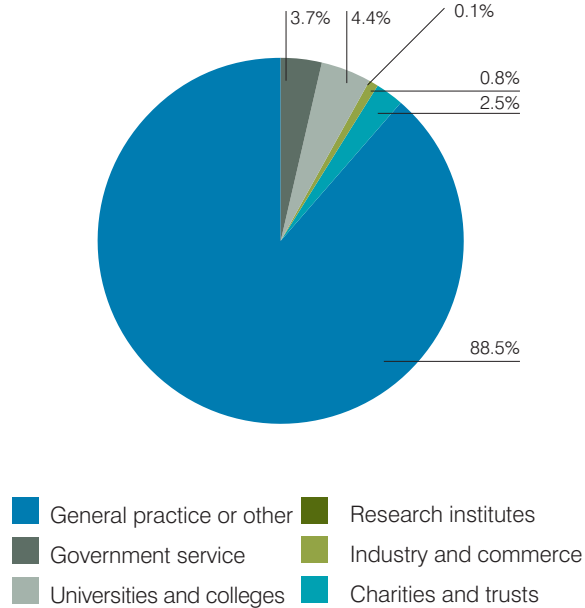
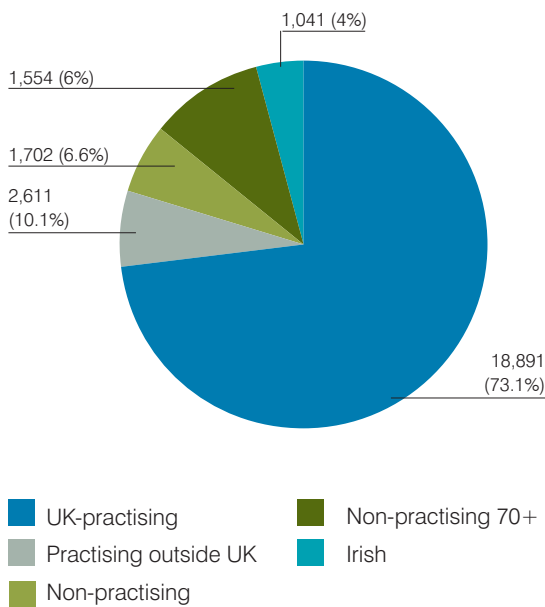
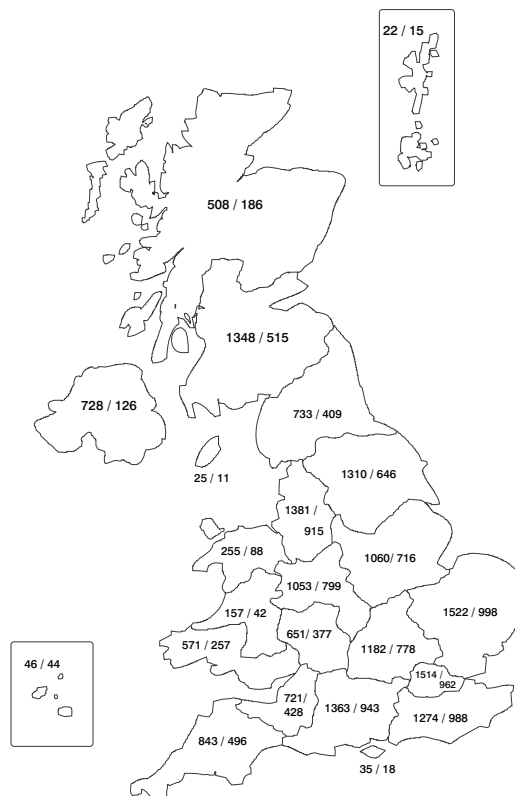


Figure 4. Breakdown of principal RCVS membership categories



NB Does not include members on Temporary List (24) or Supplementary Veterinary Register (7) – see page 2.

Figure 5. Numbers of veterinary surgeons/veterinary nurses in the UK



NB Only 18,302 of the 18,891 UK-practising veterinary surgeons, and 10,757 of the 10,877 listed/registered veterinary nurses, have UK-based Register addresses

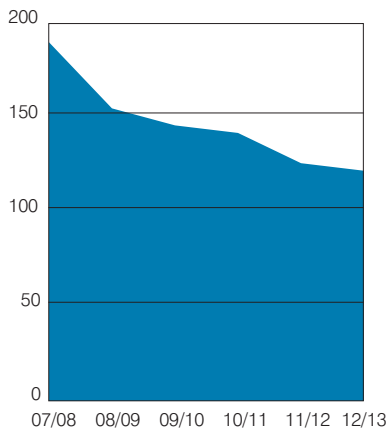
Table 2. Number of new registrations 2007/08 – 2012/13 based on registrant's country of graduation / qualification recognition

Country of grad / qual recognition	2007/08	2008/09	2009/10	2010/11	2011/12	2012/13
Non-EU/EEA						
Australia	101	83	72	72	67	56
Canada	6	4	5	8	5	8
New Zealand	38	19	40	21	19	25
South Africa	30	37	20	20	13	8
United States of America	15	12	9	21	22	25
Sub-total (Non-EU/EEA)	190	155	146	142	126	122
EU/EEA/CH						
Austria	13	1	5	7	4	5
Belgium	26	20	16	16	9	11
Bulgaria	8	9	13	19	12	15
Czech Republic	8	4	2	5	7	4
Denmark	2	5	9	2	5	6
Estonia	0	0	0	1	0	1
Finland	4	0	0	0	1	4
France	8	15	13	12	12	8
Germany	39	45	24	31	25	14
Greece	11	10	4	10	17	25
Hungary	8	21	18	20	19	22
Ireland	36	35	53	59	58	69
Italy	54	62	50	39	51	45
Latvia	4	2	1	5	1	0
Lithuania	6	7	6	15	4	8
Netherlands	15	5	11	9	9	12
Norway [EEA]	1	1	1	2	0	2
Poland	90	35	19	20	29	38
Portugal	17	30	19	23	24	46
Romania	38	56	39	59	46	59
Slovak Republic	32	21	11	7	17	10
Slovenia	0	1	1	4	2	6
Spain	64	66	46	65	95	181
Sweden	1	0	3	1	4	1
Switzerland [CH]	8	3	5	4	4	3
EU-recognised qualifications ¹	–	–	–	–	1	8
Sub-total (EU/EEA/CH)	493	454	369	435	456	603
RCVS Statutory Examination for Membership						
	12	13	14	17	21	15
Total outside UK	695	622	529	594	603	740
UK graduates	628	630	736	708	815	807
Total number of registrations	1,323	1,252	1,265	1,302	1,418	1,547

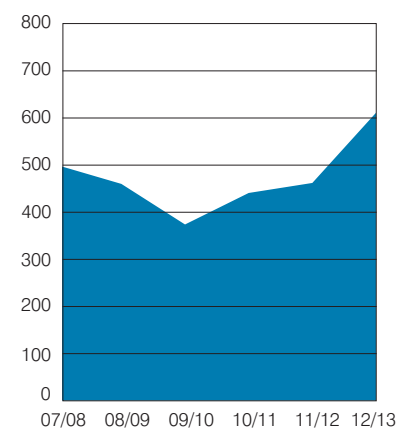
¹ Under EU Directive 2005/36/EU, we have also registered a number of EU nationals or Community rights-entitled persons holding qualifications from the following third countries that are recognised by the regulatory authority in an EU Member State. 2011/12: Russia (1). 2012/13: Angola (1), Argentina (1), Colombia (1), Cuba (1), India (1), Israel (1) and Venezuela (2).

Figure 6. Trends in registration of veterinary surgeons

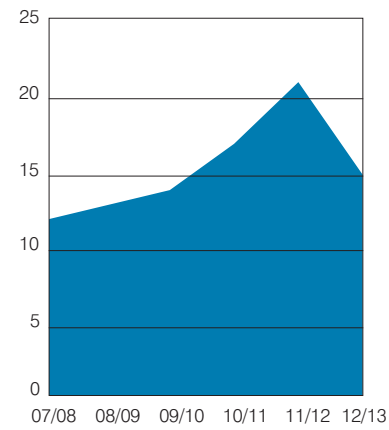
Non-EU/EEA



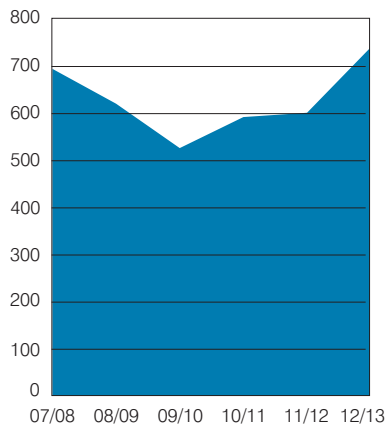
EU/EEA/CH



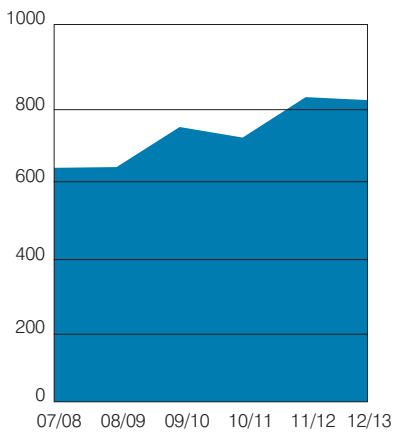
RCVS Statutory Examination for Membership



Total outside UK



UK graduates



Total registrations

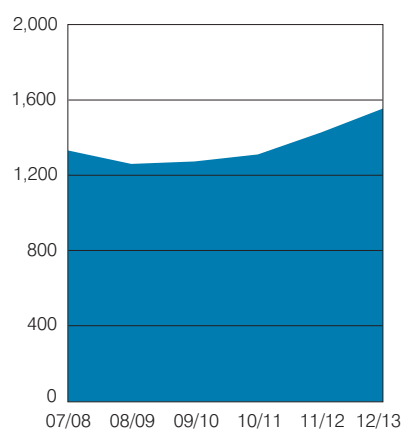


Table 3. Fees for veterinary surgeons and veterinary nurses

	01/04/12 (£)	01/04/13 (£)
Veterinary surgeons		
Registration fees		
Registration (between 01 Apr & 30 Sep)	299	299
Registration (between 01 Oct & 31 Mar)	150	150
New graduates	150	150
Temporary	294	294
Annual retention fees		
UK-practising	299	299
Postgraduate	150	150
Practising outside the UK	150	150
Non-practising	49	49
Non-practising (70+)	Free	Free
Supplementary Veterinary Register	Free	Free
Restoration fees		
Following voluntary removal ¹	75	75
Following non-payment removal (on the first occasion) ²	299	299
Veterinary nurses		
	2012	2013
Registration fee	102	102
Annual retention fee (due by 01 Nov)	61	61
Restoration fee	102	102

¹ Plus proportion of relevant retention fee for the remaining year.

² Plus full retention fee for membership category at time of removal.

Restoration fee increases by 100% for each subsequent removal for non-payment.

Table 4. Registration of veterinary surgeons and veterinary nurses

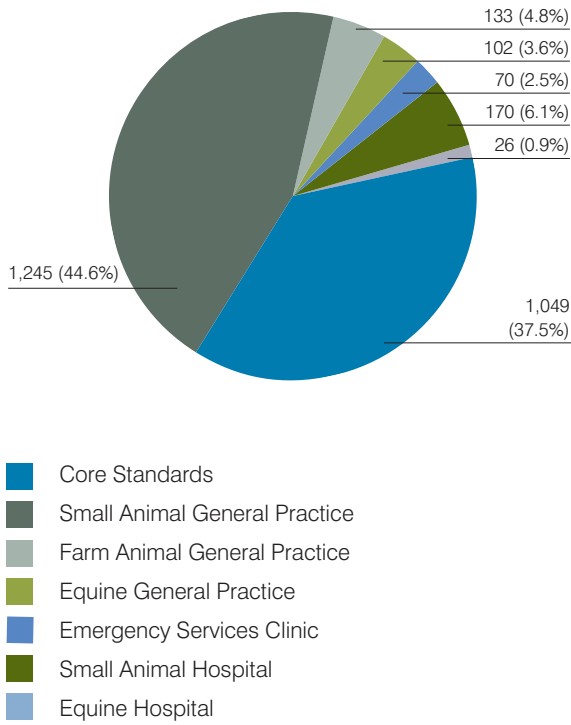
Numbers are as at 31 March 2013, or for year ending 31 March 2013.

	2011	2012	2013
Veterinary surgeons			
Total on Register	24,576	25,221	25,830
New registrations ¹	1,302	1,418	1,547
Removed	737	1,082	1,032
Restored	501	236	275
Veterinary nurses			
Total on List	1,545	1,244	1,131
Total on Register ²	8,177	8,853	9,746
Total on List/Register	9,722	10,097	10,877
Removed from List/Register	570	582	704

¹ New registrations can include individuals who have been removed and subsequently restored within the year period.

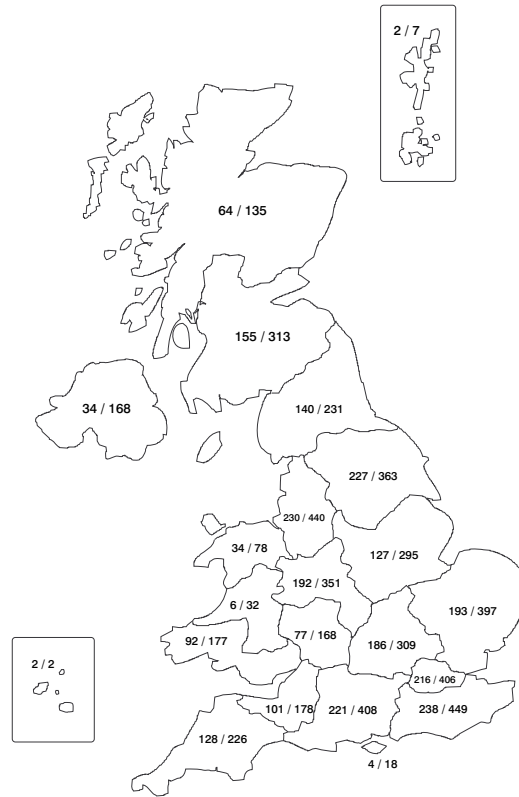
² The non-statutory Register of Veterinary Nurses opened on 1 September 2007.

Figure 7. Breakdown of registered veterinary premises by PSS accreditation type



NB Includes all 2,669 veterinary practice premises under the ambit of the RCVS Practice Standards Scheme (PSS), which represents 52% of all registered veterinary premises (total = 5,151). Some premises may have multiple accreditations.

Figure 8. Numbers of PSS registered veterinary premises / registered veterinary premises in the UK



NB 227/363 = of the 363 registered veterinary premises in the region, 227 are under the ambit of the RCVS Practice Standards Scheme (PSS). Totals = 2,669/5,151.



Table 5. Student veterinary nurse candidate registrations with RCVS Awards

	2010	2011	2012
NVQ	162	n/a	n/a
Diploma	647 ¹	930	142
Total	809	930	142

¹Includes Level 3 Diploma learners on the small animal and equine pathway.
NB No new enrolments with RCVS Awards from August 2012.

Table 6. Veterinary nursing theory examination (VRQ) entries (pass rate %)

	2010						2011						2012							
	Mar		Jul		Nov		Mar		Jul		Nov		Mar		Jul		Nov			
	SA	Eq	SA	Eq	SA	Eq	SA	Eq	SA	Eq	SA	Eq	SA	Eq	SA	Eq	SA	Eq		
Level 2	157 (65)	11 (33)	684 (86)	29 (100)	345 (84)	4 (100)	75 (88)	2 (100)	32 (100)	0 (n/a)	21 (40)	0 (n/a)	7 (n/a)	0 (n/a)	8 (n/a)	0 (n/a)	(n/a)	(n/a)	(n/a)	(n/a)
Level 3	256 (83)	3 –	571 (92)	17 (93)	307 (97)	8 (100)	55 (94)	4 (100)	46 (84)	0 (n/a)	16 (0)	1 (n/a)	11 (n/a)	0 (n/a)	7 (n/a)	0 (n/a)	3 (n/a)	0 (n/a)	0 (n/a)	0 (n/a)
Totals	413	14	1,255	46	652	12	130	6	78	0	37	1	18	0	15	0	3	0	0	

NB Pass rates for first-attempt candidates only. Figures include all students sitting RCVS Awards examinations.
SA = small animal; Eq = equine.

Table 7. Veterinary nursing theory examination (Level 3 Diploma) entries (pass rate %)

	2011			2012		
	Mar	Jul	Nov	Mar	Jul	Nov
Paper 1	(n/a)	557 (81)	266 (87)	307 (91)	586 (90)	178 (87)
Paper 2	(n/a)	573 (57)	369 (51)	300 (49)	743 (64)	366 (56)
Paper 3	(n/a)	724 (86)	233 (80)	177 (77)	516 (88)	290 (83)

NB Pass rates for all candidates.

Table 8. Veterinary nursing practical examination (Level 3 NVQ) entries and % pass rates

	2010								2011								2012							
	Mar		Jun		Sep		Dec		Mar		Jun		Sep		Dec		Mar		Jun		Sep		Dec	
	SA	Eq	SA	Eq	SA	Eq	SA	Eq	SA	Eq	SA	Eq	SA	Eq	SA	Eq	SA	Eq	SA	Eq	SA	Eq	SA	Eq
Total entries	210	0	370	11	313	0	375	12	207	2	129	0	64	2	61	1	29	n/a	28	n/a	13	n/a	11	n/a
% pass rate	66	n/a	74	80	61	n/a	64	100	65	100	71	n/a	59	50	79	100	37	n/a	50	n/a	100	n/a	75	n/a

NB Pass rates for first-attempt candidates only. Figures include all students sitting RCVS Awards examinations.

Table 9. Veterinary nursing practical examination (Level 3 Diploma) entries and % pass rates

	2011				2012			
	Mar	Jun	Sep	Dec	Mar	Jun	Sep	Dec
Total entries	n/a	n/a	140	237	236	265	219	223
% pass rate	n/a	n/a	64	68	65	75	61	74

NB Pass rates for first-attempt candidates only.

A more detailed *Annual Report* for the Awarding Body is available online at www.rcvs.org.uk/abreport.

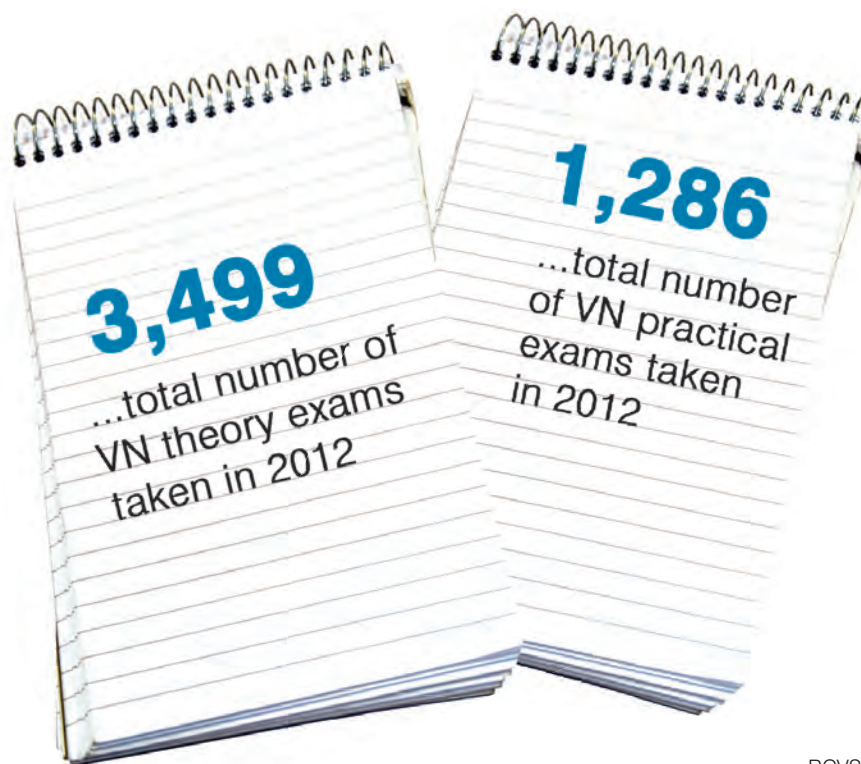
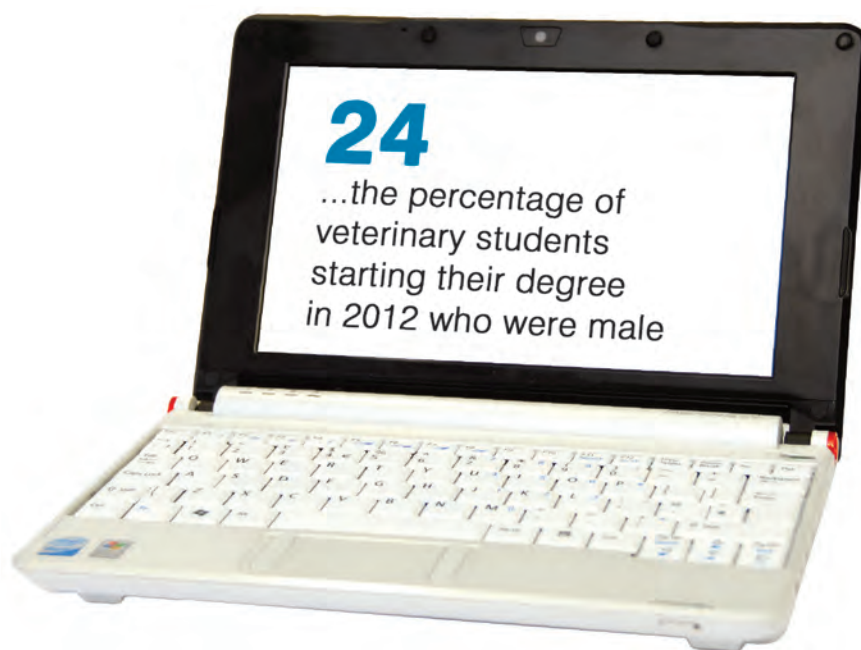


Table 10. Undergraduate student numbers 2012 to 2013

UK veterinary school students		Admissions to the first year of the veterinary course in 2012/2013			Admissions to the second or later year of the veterinary course in 2012/2013			Students admitted with a degree		
		M	F	Total	M	F	Total	M	F	Total
Bristol	UK	15	95	117	0	0	1	0	7	9
	EU	0	4		1	0		0	1	
	Overseas	0	3		0	0		0	1	
Cambridge	UK	16	45	65	0	0	0	0	4	4
	EU	0	1		0	0		0	0	
	Overseas	1	2		0	0		0	0	
Edinburgh	UK	12	76	120	3	14	56	4	18	81
	EU	1	2		0	4		0	5	
	Overseas	6	23		4	31		9	45	
Glasgow	UK	25	61	145	1	4	6	1	4	36
	EU	0	0		0	0		0	0	
	Overseas	23	36		0	1		5	26	
Liverpool	UK	26	104	132	2	26	28	2	28	30
	EU	1	1		0	0		0	0	
	Overseas	0	0		0	0		0	0	
London	UK	47	143	215	13	17	56	14	12	55
	EU	1	1		2	1		2	1	
	Overseas	8	15		3	20		4	22	
Nottingham	UK	37	85	122	0	0	0	0	6	7
	EU	0	0		0	0		0	1	
	Overseas	0	0		0	0		0	0	
TOTALS		219	697	916	29	118	147	41	181	222



Total numbers attending the veterinary degree course ¹			Veterinary students taking an intercalated science course in 2012/2013			Numbers of intercalated degree holders ²			Numbers of students obtaining a veterinary degree in 2012		
M	F	Total	M	F	Total	M	F	Total	M	F	Total
112	410	556	6	20	28	3	35	38	21	78	102
6	15		0	1		0	0		1	1	
1	12		0	1		0	0		0	1	
99	292	404	0	0	0	0	0	0	15	39	58
2	7		0	0		0	0		0	2	
0	4		0	0		0	0		0	2	
90	361	763	2	5	8	0	0	0	54	18	141
7	26		0	1		0	0		2	25	
49	230		0	0		0	0		6	36	
119	274	658	0	0	4	0	2	2	16	40	97
0	2		0	0		0	0		2	1	
72	191		0	4		0	0		6	32	
129	504	649	3	3	6	1	10	11	21	91	118
2	6		0	0		0	0		1	1	
1	7		0	0		0	0		1	3	
260	762	1,220	1	7	9	7	25	34	38	163	215
7	16		1	0		2	0		1	1	
36	139		0	0		0	0		3	9	
139	349	540	1	1	2	0	0	0	13	68	88
5	9		0	0		0	0		0	2	
4	34		0	0		0	0		1	4	
1,140	3,650	4,790	14	43	57	13	72	85	202	617	819

¹ Total number of students in the six-year degree course at Cambridge, both the five-year and six-year degree courses at London, and the five-year degree courses at the other veterinary schools. These totals also include students on preparatory 'year-zero' courses. Bristol admitted six students; RVC admitted 35 students; Nottingham admitted 27 students.

² All Cambridge students taking the six-year VetMB degree spend their third year taking the Cambridge tripos, leading to a BA degree.

All data supplied to the RCVS by the veterinary schools, as required by Section 5(5) of the Veterinary Surgeons Act 1966.



Table 11. Number of candidates who obtained Certificate qualifications under the old system (no longer available) as at 31 December 2012

Certificate subject	Total certificates awarded since inception of subject
Animal Welfare Science, Ethics & Law	48
Bovine Reproduction	17
Cattle Health & Production	137
Equine Medicine (Int. Med.)	60
Equine Medicine (Stud Med.)	27
Equine Orthopaedics	21
Equine Practice	139
Equine Stud Medicine	22
Equine Surgery (Orth.)	69
Equine Surgery (Soft Tissue)	33
Fish Health & Production	2
Laboratory Animal Science	88
Pig Medicine	46
Poultry Medicine & Production	13
Sheep Health & Production	73
Small Animal Cardiology	29
Small Animal Dermatology	71
Small Animal Orthopaedics	96
Small Animal Medicine	239
Small Animal Surgery	289
State Veterinary Medicine	6
Veterinary Anaesthesia	208
Veterinary Cardiology	94
Veterinary Dermatology	99
Veterinary Diagnostic Imaging	47
Veterinary Ophthalmology	202
Veterinary Public Health (Meat Hygiene)	18
Veterinary Public Health (Food Hygiene)	5
Veterinary Radiology	269
Veterinary Reproduction	3
Zoological Medicine	70
Total (Certificates)	2,540

NB All old-style Certificate subjects have now been replaced by the new RCVS modular Certificate in Advanced Veterinary Practice (see Tables 13 and 14), which commenced on 1 November 2007.

The last old-style Certificate examination was held in 2012.

Table 12. Number of enrolled candidates and those who have obtained Diploma qualifications as at 31 December 2012

Diploma subject	Total number of enrolled candidates	Enrolled candidates who have obtained approval to sit the examination	Total diplomas awarded since inception of subject ¹
Animal Welfare Science, Ethics & Law	4	0	10
Cattle Health & Production	15	5	21
Equine Internal Medicine	4	0	5
Equine Orthopaedics	7	3	12
Equine Soft Tissue Surgery	5	2	6
Equine Stud Medicine	5	2	6
Fish Health & Production	0	0	0
Laboratory Animal Science	6	1	24
Pig Medicine	1	0	12
Poultry Medicine & Production	1	1	6
Sheep Health & Production	2	0	12
Small Animal Medicine ²	0	0	33
Small Animal Medicine (Feline) ²	0	0	8
Small Animal Orthopaedics ³	0	0	11
Small Animal Surgery (Orth.)	18	4	23
Small Animal Surgery (Soft Tissue)	2	1	16
State Veterinary Medicine	0	0	1
Veterinary Anaesthesia ²	0	0	71
Veterinary Cardiology	8	2	19
Veterinary Dermatology ²	0	0	20
Veterinary Diagnostic Imaging ²	0	0	7
Veterinary Ophthalmology ²	3	1	23
Veterinary Public Health (Meat Hygiene)	1	0	5
Veterinary Radiology ³	0	0	101
Veterinary Reproduction ²	0	0	3
Zoological Medicine (Avian)	5	3	4
Zoological Medicine (Mammalian)	9	1	10
Zoological Medicine (Reptilian)	5	1	3
Total (Diplomas)	101	27	472

¹ These figures include the following numbers of Foundation Diplomates: Equine Orthopaedics – 2; Equine Stud Medicine – 3; Laboratory Animal Science – 5; Pig Medicine – 5; Poultry Medicine & Production – 5; Small Animal Orthopaedics – 4; Veterinary Anaesthesia – 3; Veterinary Cardiology – 2; Veterinary Dermatology – 5; Veterinary Ophthalmology – 4; Veterinary Radiology – 5.

² These subjects have been subsumed by the Diplomas of the respective European Colleges. No further enrolments after 1 November 2007.

³ These subjects have been superseded by new RCVS qualifications and are no longer available.

NB The date for last enrolments for ALL remaining RCVS Diplomas was 1 November 2012 – examinations will continue to be held up until 2019, or when the last candidate leaves the system.

Table 13. Certificate in Advanced Veterinary Practice:
enrolments and module completions as at 31 March 2013

Module code	Module title	Number of candidates enrolled with the RCVS	Number of candidates completing the module
A-FAVP1	Foundations of Advanced Veterinary Practice	106	57
A.PKS.1	Professional Key Skills	500	591
B-CKS.0	Clinical Key Skills	464	605
B-EP.3	Equine Practice	105	199
B-GVM.5	Global Veterinary Medicine	3	1
B-LAS.4	Laboratory Animal Science	8	0
B-PAP.2	Production Animal Practice	65	14
B-SAP.1	Small Animal Practice	479	214
B-ZM.6	Zoological Medicine	36	15
C-AWSEL.1	Animal Welfare Science, Ethics and Law – Introduction and Theory	9	0
C-AWSEL.2	Applying the Theory	1	0
C-C.1	Management and Diseases of Beef Cattle	52	0
C-C.2	Dairy Nutrition and Production	45	4
C-C.3	Dairy Health and Fertility	47	2
C-E.1	Equine Gastrointestinal Disease and Intensive Care	46	60
C-E.2	Equine Cardiovascular and Respiratory Diseases	55	66
C-E.3	Equine General Medicine	39	75
C-E.4	Equine Neuromuscular, Behaviour and Special Senses	17	20
C-E.5	Basic Equine Surgery	31	51
C-E.6	Equine Lameness (A)	20	36
C-E.7	Equine Lameness (B)	25	32
C-E.9	Mare Reproduction and Breeding Management	26	9
C-E.10	Stallion Reproduction and Breeding Management	15	8
C-E.11	Care and Management of Foal and Yearling, Stud Farm Management, Herd Health	13	4
C-E.12	Equine Dentistry – Equine Dental Anatomy and Physiology	2	8
C-E.13	Equine Dentistry – Equine Dental Care, Diagnosis and Treatment	3	6
C-E.14	Equine Dentistry – Equine Dental Surgery	1	6
C-E.15	Basic Equine Practice Part 1	16	16
C-E.16	Basic Equine Practice Part 2	15	16
C-E.17	Basic Equine Practice Part 3	17	18
C-ECC.1	Critical Care	76	4
C-ECC.2	Emergency Care (A)	62	5
C-ECC.3	Emergency Care (B)	59	4
C-LAS.1	Laboratory Animals – Anaesthesia and Analgesia	4	0
C-LAS.2	Animal Models, Humane Endpoints and Study Design	4	0
C-LAS.3	Laboratory Animals – Genetically Modified Animals	0	0
C-LAS.4	Diseases of Laboratory Animals	4	0
C-S.1	Sheep – Diseases of Adult Sheep	17	1
C-S.2	Sheep Reproduction, Pregnancy and Parturition	18	1
C-S.3	Sheep – Diseases of Lambs and Parasitic Diseases	19	1
C-SAM.1	Canine Medicine (A)	5	0
C-SAM.2	Canine Medicine (B)	7	0
C-SAM.3	Canine Medicine (C)	7	0
C-SAM.4	Feline Medicine (A)	28	0

Module code	Module title	Number of candidates enrolled on the module	Number of candidates completing the module
C-SAM.5	Feline Medicine (B)	27	0
C-SAM.6	Feline Medicine (C)	27	0
C-SAM.8	Small Animal Medicine (A) – Mixed	234	16
C-SAM.9	Small Animal Medicine (B) – Mixed	229	14
C-SAM.10	Small Animal Medicine (C) – Mixed	213	26
C-SAS.1	Small Animal Surgery (core)	192	40
C-SAS.2	Small Animal Soft Tissue Surgery (A)	125	8
C-SAS.3	Small Animal Soft Tissue Surgery (B)	76	9
C-SAS.6	Small Animal Orthopaedic Surgery (A)	126	8
C-SAS.7	Small Animal Orthopaedic Surgery (B)	72	9
C-VA.1	Small Animal Anaesthesia and Analgesia	24	2
C-VA.2	Equine Anaesthesia and Analgesia	14	10
C-VA.3	Veterinary Anaesthesia Critical Care Analgesia	22	3
C-VBM.1	Marketing	0	1
C-VBM.2	Financial Accounting and Resource Management	0	2
C-VBM.3	Human Resources	0	2
C-VC.1	Cardiovascular Anatomy, Physiology and Pathology	29	7
C-VC.2	Cardiovascular Diagnostics	31	3
C-VC.3	Cardiovascular Therapeutics	31	3
C-VCR.1	Veterinary Clinical Research	6	0
C-VD.1	Veterinary Dermatology – Core Material	18	6
C-VD.2	Veterinary Dermatology – Small Animal (A)	16	0
C-VD.3	Veterinary Dermatology – Small Animal (B)	16	0
C-VD.4	Veterinary Dermatology – Equine	8	3
C-VDI.1	Diagnostic Imaging in Practice	29	3
C-VDI.2	Diagnostic Imaging – Small Animal Orthopaedics	17	1
C-VDI.3	Diagnostic Imaging – Small Animal Soft Tissue	26	1
C-VDI.4	Diagnostic Imaging – Large Animal (A)	5	2
C-VDI.5	Diagnostic Imaging – Large Animal (B)	3	2
C-VEPI.1	Methods in Surveillance and Field Investigation	1	0
C-VEPI.3	Quantitative Methods	1	0
C-VGP.1	Veterinary General Practice – Clinical Audit	5	14
C-VGP.2	Veterinary General Practice – Consultation Skills	5	13
C-VGP.3	Veterinary General Practice – Professional Responsibility and Practice	3	13
C-VP.1	Basic Tissue Pathology, Necropsy and Biopsy	6	0
C-VP.2	Clinical Pathology – Laboratory Diagnostics	9	0
C-VPH.1	Animal Welfare in the Food Chain	1	0
C-VPH.2	Hygienic Production of Food	1	0
C-VPH.3	Zoonoses and Infectious Diseases	2	0
C-ZM.1	Zoological Medicine – Wildlife	8	7
C-ZM.2	Zoological Medicine – Zoo Animals	13	6
C-ZM.3	Zoological Medicine – Small Pet Mammals	30	11
	Zoological Medicine – Exotic Avian Species	28	11
C-ZM.5	Zoological Medicine – Reptiles	27	13

There are 1,168 candidates actively enrolled in the modular certificate scheme as at 31 March 2013.

Table 14. Number of candidates who have achieved a Certificate in Advanced Veterinary Practice as at 31 March 2013

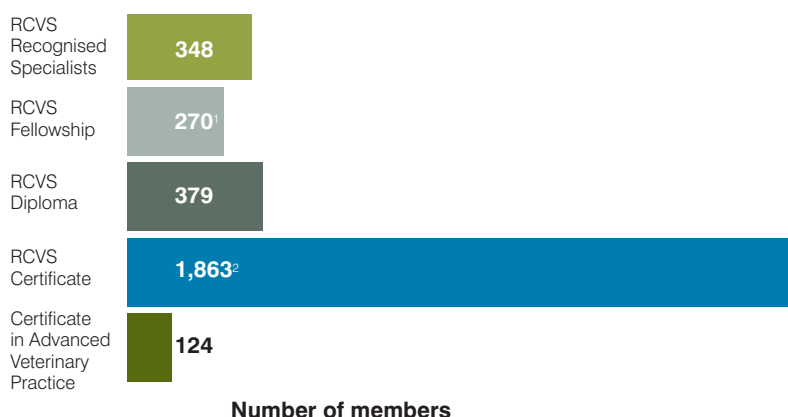
Certificate subject	Designation	Total number of certificates awarded since inception of the modular certificate scheme
Certificate in Advanced Veterinary Practice	CertAVP	40
Certificate in Advanced Veterinary Practice (Equine Dentistry)	CertAVP(ED)	2
Certificate in Advanced Veterinary Practice (Equine Medicine)	CertAVP(EM)	25
Certificate in Advanced Veterinary Practice (Equine Practice)	CertAVP(EP)	6
Certificate in Advanced Veterinary Practice (Equine Stud Medicine)	CertAVP(ESM)	1
Certificate in Advanced Veterinary Practice (Equine Surgery Orthopaedic)	CertAVP(ESO)	15
Certificate in Advanced Veterinary Practice (Equine Surgery Soft Tissue)	CertAVP(ESST)	3
Certificate in Advanced Veterinary Practice (General Small Animal Surgery)	CertAVP(GSAS)	4
Certificate in Advanced Veterinary Practice (Small Animal Medicine)	CertAVP(SAM)	4
Certificate in Advanced Veterinary Practice (Veterinary Cardiology)	CertAVP(VC)	1
Certificate in Advanced Veterinary Practice (Veterinary General Practice)	CertAVP(VetGP)	13
Certificate in Advanced Veterinary Practice (Zoological Medicine)	CertAVP(ZM)	12
Total		126

NB 126 certificates have been awarded to 124 people; two people have achieved two certificates each.

Table 15. Successful Diploma holders by subject

Diploma in Cattle Health and Production
Alastair Ian Macrae BVM&S CertSHP CertCHP PhD MRCVS James Alex Willshire BVSc CertCHP MRCVS
Diploma in Sheep Health and Production
Fiona Margaret Lovatt BVSc CertSHP PhD MRCVS
Diploma in Small Animal Surgery (Orthopaedics)
Mark Alexander Bush MA VetMB CertSAS MRCVS
Diploma in Small Animal Surgery (Soft Tissue)
Timothy Michael Charlesworth MA VetMB CertSAS MRCVS Alistair Ian Freeman BVMS CertSAS PhD MRCVS
Diploma in Veterinary Cardiology
Stephen Alexander Collins BVetMed CertVC MRCVS

Figure 9. Current holders of RCVS postgraduate qualifications and awards



¹ Includes 35 Honorary Fellows.

² Does not include those who have subsequently gained a Diploma in the same subject.

Table 16. Number of Diplomas in Advanced Veterinary Nursing awarded

	2010	2011	2012	2013
DipAVN(Medical)	0	n/a	n/a	n/a
DipAVN(Surgical)	4	n/a	n/a	n/a
DipAVN(Small Animal)	27	24	29	38
DipAVN(Equine)	0	0	0	3

NB The DipAVN(Medical) and DipAVN(Surgical) qualifications were replaced in 2007 by the DipAVN(Small Animal) and DipAVN(Equine) qualifications. The last of the old, and first of the DipAVN(Small Animal), qualifications were awarded in 2010 and the first DipAVN(Equine) qualifications were awarded in 2013. (In 2013, the Diplomas were awarded during the year under review, although published in April 2013.)

Table 17. Numbers of veterinary nursing training practices (TPs) and centres¹

	01/01/11	01/01/12	01/01/12
Training practices	1,690	1,766	1,916
Approved centres	47 ²	47	52

¹ Centres delivering VN qualifications leading to the Register.

² This includes six centres approved for delivery of NVQ awards only.

Table 18. Student veterinary nurse enrolments with the RCVS

	2010	2011	2012
Vocational ¹	812	930	891
Higher Education ²	271	402	350
Total	1,083	1,332	1,241

¹ Includes Level 3 Diploma and National Vocational Qualification (NVQ).

² Includes Honours Degree, Foundation Degree and Higher National Diploma (HND).

Figure 10. Number and category of complaints and written requests for advice received

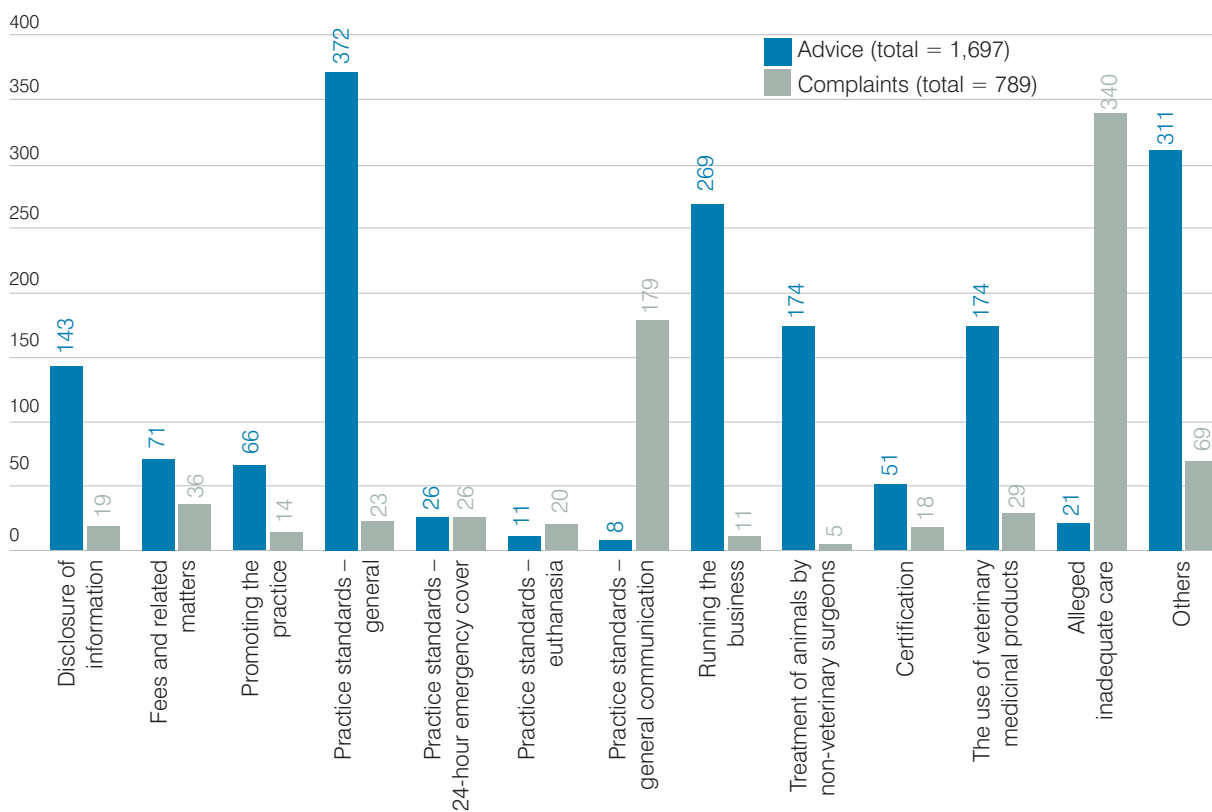


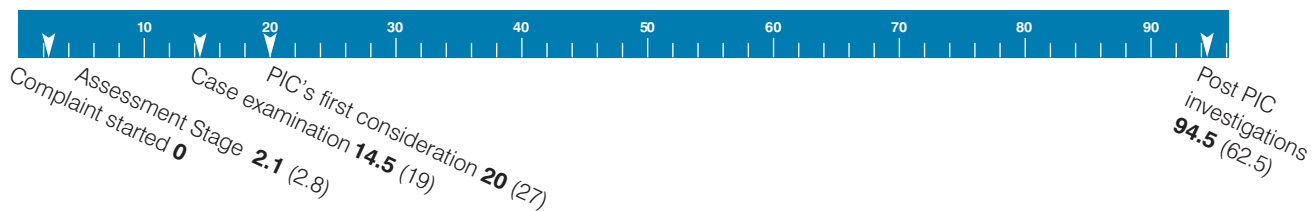
Table 19. Number and type of case examinations and Preliminary Investigation Committee (PIC) investigations

	2011/12	2012/13
Announced visits to veterinary practices and complainants (including interviews)	47 (151)	53 (149)
Unannounced visits to veterinary practices and complainants (including interviews)	11 (26)	13 (31)
Health Protocol visits (including interviews)	5 (13)	4 (5)
Reviews (including interviews) ¹	67 (16) ¹	2 (5)
Referred to external solicitors (including formal witness statements taken)	28 (146)	20 (94)
Registration investigations (including interviews)	–	3 (4)

¹Twelve of the 67 reviews involved visits; the remaining 55 were handled via correspondence. (In total, 127 closed cases were initially disputed by the complainant; however, 60 were satisfactorily resolved without progressing to a formal review.)
 NB The complaints procedure provides for investigation at an early stage. Generally, it is the PIC that refers complaints to external solicitors.

Figure 11. Average time (in weeks) for each stage of the complaint process

Based on the 755 complaints closed during the year under review (previous year, 747 complaints)



NB Complaints can be closed at any time during the complaints process. The increased figure for post-PIC investigations this year is due to those cases which are being investigated under the RCVS Health Protocol.



Table 20. Summary of Disciplinary Committee (DC) hearings

Scheduled dates ¹	Name	Complaint concerning
Registered Veterinary Surgeons		
10/04/12 – 12/04/12	Mr John Sherry	Allegation of practising as a veterinary surgeon despite having been removed from Register for non-payment of fees.
16/04/12 – 18/04/12	Mr Tomasz Nazimek	Allegation of charging for use of blood pressure monitor, when it had not been used.
21/05/12 – 24/05/12	Mr David Smith	Conviction for tail docking and allegations relating to docking of 12 puppies and altering records with potential to mislead.
11/09/12	Mr William Cartmell	Allegations relating to three separate complaints and investigations concerning lack of impartiality in the provision of expert evidence, false certification in PPE certificate and inadequate treatment of dog.
12/09/12	Mr Gordon Lonsdale	Application for restoration to Register (removed from Register in March 2004).
16/10/12	Dr Awuah Ohene-Gyan	Convictions of causing unnecessary suffering under the Animal Welfare Act 2006.
19/11/12 – 28/11/12	Ms Marie-Louise Schlemn	Allegations concerning unprofessional and inappropriate behaviour: offer to client to come and stay with her; requiring attendance at car park to collect dog; and, taking money other than for legitimate veterinary purposes.
10/12/12 – 11/12/12	Mr Przemyslaw Bogdanowicz	Allegations relating to refusal to euthanise a cat, despite the owners request; allowing an RVN to remove the cat from the practice; and, dishonest representations to employers.
18/02/13 – 19/02/13	Dr Gary Samuel	Convictions of theft, common assault and public order.
21/02/13 – 22/02/13	Mr Joseph Holmes	Application for restoration to the Register (removed from Register on 15 February 2012).
25/02/13 – 27/02/2013	Mr John Wilson	Allegations of inaccurate TB testing and false certification.
18/03/13 – 20/03/13	Mr Markus Kutschera	Allegation of unreasonably refusing to treat an animal until payment received, and failure to provide adequate 24-hour emergency care.
Registered Veterinary Nurses		
07/01/13 – 11/01/13	Ms Tracy Nicholl	Allegations of dishonest entries in clinical records.

¹ Average time between complaint and DC cases is 19 months.

² The cost of the case to the RCVS includes all external legal costs and the costs of the Disciplinary Committee, but excludes RCVS staff costs. Costs have not been incurred exclusively in the financial year (1 January 2012 – 31 December 2012) or the *Annual Report* year (1 April 2012 – 31 March 2013) and may have been incurred in previous years.

Outcome	Reported	Cost (£) ²
Severe reprimand and warning as to future conduct.	RCVSONline 13/04/12 RCVS News (Jun 2012)	£13,940
Case dismissed.	RCVSONline 19/04/12 RCVS News (Jun 2012)	£22,793
Case dismissed.	RCVSONline 31/05/12 RCVS News (Jun 2012)	£34,947
At hearing, without DC making any findings, voluntary removal from the Register on undertakings never to reapply.	RCVSONline 12/09/12 RCVS News (Nov 2012)	£81,440
Application granted.	RCVSONline 13/09/12 RCVS News (Nov 2012)	£13,013
Direction to remove name from Register.	RCVSONline 18/10/12 RCVS News (Nov 2012)	£16,938
Severe reprimand and warning as to future conduct.	RCVSONline 28/11/12 RCVS News (Mar 2013)	£76,327
Direction to suspend name from Register for three months.	RCVSONline 12/12/12 RCVS News (Mar 2013)	£15,870
Direction to remove name from Register. (Note: Dr Samuel has lodged an Appeal against this decision.)	RCVSONline 20/02/13 RCVS News (Mar 2013)	£17,464
Application refused.	RCVSONline 25/02/13 RCVS News (Mar 2013)	£13,482
Reprimand.	RCVSONline 28/02/13 RCVS News (Mar 2013)	£34,975
Severe reprimand and warning as to future conduct.	RCVSONline 21/03/13 RCVS News (Jun 2013)	£19,700
Direction to remove name from Register.	RCVSONline 15/01/13 RCVS News (Mar 2013)	£46,253

This section lists the members of RCVS Council and committees, and VN Council, from 6 July 2012 – 5 July 2013, and their attendance record during the year under review (1 April 2012 – 31 March 2013).

Table 21. RCVS Council and committee membership and attendance

Key		Cncl	Adv	ARC	DC	EPSC	PIC	PRC	RVN DC	RVN PIC	Total ¹	%
	Elected Members											
Cncl – RCVS Council	Christopher Barker MRCVS	2/2	2/2	–	–	–	–	–	–	–	4/4	100
Adv – Advisory Committee	Amanda Boag MRCVS	2/2	–	–	–	2/2	–	–	–	–	4/4	100
	David Catlow MRCVS	3/3	2/2	–	–	1/1	–	–	–	–	6/6	100
ARC – Audit and Risk Committee	Beverley Cottrell MRCVS	2/3	–	–	13.5/13.5	1/1	–	–	–	–	16.5/17.5	94
	Sheila Crispin FRCVS	1/3	–	–	17.5/17.5	–	–	2/2	4/4	–	24.5/26.5	92
DC – Disciplinary Committee	Jerry Davies MRCVS	3/3	–	–	–	3/3	10/11	3/3	–	–	19/20	95
	Mark Elliott MRCVS	2/3	–	–	–	–	11/11	–	–	–	13/14	93
EPSC – Education Policy and Specialisation Committee	Catherine Goldie MRCVS	3/3	2/2	–	0/4	–	–	–	–	–	5/9	56
	Chris Gray MRCVS	2/3	1/1	–	6/6	–	–	–	–	–	9/10	90
	Lynne Hill MRCVS	2/3 ²	–	4/4	–	1/1	–	1/1	–	6/6	14/15	93
	Peter Jinman MRCVS	3/3	2/2	–	–	1/1	3/3	1/1	–	–	10/10	100
PIC – Preliminary Investigation Committee	Barry Johnson MRCVS	3/3	–	–	12/12	–	–	2/3	–	–	17/18	94
	Stephen May FRCVS	1/2	–	–	1.5/3	–	–	–	–	–	2.5/5	50
	Jacqui Molyneux MRCVS	3/3	–	–	–	3/3	11/11	3/3	–	–	20/20	100
PRC – Planning and Resources Committee	Bob Moore MRCVS	3/3	–	–	17.5/17.5	–	–	1/1	–	–	21.5/21.5	100
	Jill Nute MRCVS	3/3	–	–	–	–	11/11	2/3	–	–	16/17	94
	Bob Partridge MRCVS	3/3	1/1	–	–	2/2	–	–	–	–	6/6	100
RVN DC – Registered Veterinary Nurse Disciplinary Committee	Christine Shield MRCVS	3/3	–	–	16.5/16.5	–	–	–	–	–	19.5/19.5	100
	Neil Smith MRCVS	3/3	–	–	–	0/2	5/6	1/3	–	–	9/14	64
	Richard Stephenson MRCVS	2/3	–	–	–	–	11/11	–	–	–	13/14	93
	Clare Tapsfield-Wright MRCVS	2/3	3/3	–	–	–	–	3/3	–	–	8/9	89
RVN PIC - Registered Veterinary Nurse Preliminary Investigation Committee	Sandy Trees MRCVS	2/3	–	–	–	3/3	–	1/2	–	–	6/8	75
	Chris Tufnell MRCVS	2/3	–	–	–	2/3	–	1/2	–	–	5/8	63
	Bradley Viner MRCVS	2/3	3/3	–	–	3/3	–	3/3	–	–	11/12	92
	Appointed Members											
	David Argyle MRCVS (E)	2/3	–	–	–	2/3	–	–	–	–	4/6	67
	Karen Braithwaite (N) ³	0/3	–	–	5/5	–	–	0/2	–	–	5/10	50
	Noreen Burrows (G)	1/3	–	–	16.5/16.5	–	–	–	–	–	17.5/19.5	90
Universities:	Ewan Cameron MRCVS (G)	3/3	–	–	–	3/3	–	–	–	–	6/6	100
B = Bristol	Susan Dawson MRCVS (Lv)	2/3	–	–	–	2/2	–	–	–	–	4/5	80
C = Cambridge	Gary England FRCVS (N)	3/3	–	–	–	2/3	–	–	–	–	5/6	83
E = Edinburgh	Caroline Freedman (E)	3/3	2/2	–	–	2/3	–	–	–	–	7/8	88
G = Glasgow	Michael Herrtage MRCVS (C)	3/3	–	–	–	3/3	–	–	–	–	6/6	100
Lv = Liverpool	Andrea Jeffery RVN (B)	1/3	0/1	–	–	1/2	–	–	–	4/6	6/12	50
Ln = London	Peter Lees (Ln)	3/3	–	–	27/27	–	–	1/3	–	–	31/33	94
N = Nottingham.	Duncan Maskell (C) ⁴	2/2	–	–	–	–	–	–	–	–	2/2	100
	Tim Nuttall MRCVS (Lv)	1/3	2/3	–	–	–	–	–	–	–	3/6	50
	Joanna Price MRCVS (B)	3/3	–	–	–	3/3	–	–	–	–	6/6	100
	Stuart Reid MRCVS (Ln)	2/3 ²	–	–	–	3/3	–	1/1	–	–	6/7	86
	Privy Council Appointed Members											
	Richard Davis	2/3	–	4/4	–	–	–	–	–	–	6/7	86
	Nigel Gibbens MRCVS	1/3	–	–	–	–	–	–	–	–	1/3	33
	Rachel Jennings	3/3	–	–	23.5/24.5	–	–	–	–	–	26.5/27.5	96
	Judith Webb	3/3	–	–	26/26	1/1	–	–	4/4	–	34/34	100

¹ Total attendance at Council and committee meetings during the year under review, ie. 01/04/12 – 31/03/13 (denominator indicates total number of possible meetings for each Council Member). Some committees include non-RCVS Council Members and RCVS Council Members as observers (not shown).

² On RCVS Council business elsewhere.

³ On maternity leave.

⁴ Resigned from Council in January 2013.

Table 22. VN Council membership and attendance

	Attendance	%
Elected Members		
Elizabeth Branscombe RVN*	3/3	100
Elizabeth Cox RVN	3/3	100
Elizabeth Figg REVN	2/2	100
Louise Glysen RVN	2/3	67
Andrea Jeffery RVN	3/3	100
Katherine Kissick RVN	3/3	100
Suzanne May RVN	3/3	100
Hilary Orpet RVN	3/3	100
Appointed Members		
Elizabeth Armitage-Chan MRCVS	3/3	100
Victoria Aspinall MRCVS	3/3	100
Anthony Birbeck	2/3	67
Richard Hooker MRCVS	2/3	67
Jill Nute MRCVS	2/3	67
Neil Smith MRCVS	2/3	67
Penelope Swindlehurst	2/3	67
Bradley Viner MRCVS	3/3	100

*Elizabeth Branscombe also attended 2/2 meetings of the RCVS Advisory Committee.



Corporate governance

Structure

The Royal College of Veterinary Surgeons discharges duties and exercises powers under the Veterinary Surgeons Act 1966, but it was created, and still exists, by virtue of a Royal Charter of 1844. Most of the original Charter has been superseded by a Supplemental Charter of 1967, which for most purposes is now 'the' RCVS Charter. The 1967 Charter revoked that of 1844 except those parts which 'incorporate the College, recognise the veterinary art as a profession, authorise the College to have a common seal, to hold property, and to sue and be sued'.

The 1967 Charter deals primarily with the management of the College's affairs. In particular, it:

- lays down rules for general meetings of the College;
- provides for it to be directed and managed by a Council;
- regulates the transaction of Council business;
- provides for the election of a Treasurer and appointment of a Registrar, Secretary and other staff;
- regulates the use of the College seal;
- gives powers to pay expenses, engage in property transactions and hold investments; and,
- gives Council powers to make bye-laws for the good order and management of the College.

The Act determines the composition of Council and requires Council to elect a President and two Vice-Presidents each year. It also gives Council power to make regulations, subject to confirmation by the Privy Council, prescribing fees to be paid on the entry of names in the Register of veterinary surgeons and on the retention of such names in subsequent years. Such fees are the main source of the College's income.

The Charter gives Council power 'to order its own procedure, to act by committees or subcommittees and to delegate such duties and powers as it thinks fit from time to time to such committees or subcommittees and to any of its own number and to the officers and servants and agents of the College'. These powers are subject to the proviso that a committee or subcommittee cannot decide to depart from previously established Council policy unless a majority of the members present at the relevant meeting and entitled to vote are members of the Council, or the decision is confirmed by Council.

Council has made General Administration Bye-laws which deal with the custody of the seal; the procedure and rules of debate at meetings; the powers of the President; custody of documents and property; financial controls, audit and accounts; and, membership and delegated powers of committees.

Council and committees

Council has approved a delegation scheme appointing committees and setting out their terms of reference.

During 2012/13, the Planning and Resources Committee had responsibilities, amongst other things, to:

- present a proposed budget to Council each year and keep the budget under review;
- recommend proposed fee changes to Council;
- monitor income and expenditure through management accounts and deal with any requests for variations from the approved budget, or to draw on the contingency fund or the College's reserves;
- manage the assets and investments of the College;
- lay down procedures for budgeting and financial control;
- approve from time to time rates of travelling and subsistence expenses and recompense for loss of earnings for Council and committee members;
- receive reports on matters with major resource implications and oversee a regular risk assessment and internal audit reviews;
- present to the Council a strategic plan and review its implementation as necessary;
- oversee the appointment of professional advisors to the College, including auditor(s), legal advisors, stockbrokers and insurance brokers;
- advise the Council on all corporate governance matters; and,
- authorise the affixing of the seal.

From 5 July 2013, these responsibilities will pass to an Operational Board.

The Governance Review Group was in place until mid-2012. It consisted of three members, a Chairman who was not a veterinary surgeon, a current or former member of Council who was not a veterinary surgeon and a veterinary surgeon who had never sat on Council.

The Audit and Risk Committee was formed in 2012 and had its first meeting on 24 September 2012. It has three lay members and two Council members. The members of the committee are:

- Ms Elizabeth Butler BSc Hons FCA, Chairman (Lay member)
- Mr Richard Davis BSc Hons (Council member)
- Mrs Lynne Hill MVB MBA MRCVS (Council member)
- Mr David Hughes MA FCA (Lay member)
- Ms Judith Rutherford BA Hons MCIPD (Lay member)

It has delegated authority to:

- monitor the Council's risk management arrangements;
- approve the internal audit programme; and,
- advise the Council on the comprehensiveness and reliability of assurances and internal controls, including internal and external audit arrangements, and on the implications of assurances provided in respect of risk and control.

Financial review

The summarised accounts for the year ended 31 December 2012 are set out on pages 27, 29 and 30.

Total income for the year was £9,160,743 compared to £8,553,361 in 2011, an overall increase of 7%. The largest source of income is the Statutory Annual Retention Fee paid by those registered with the RCVS. In 2012, the RCVS received legacy income of £300,000 which, subject to Council approval, will be gifted to the RCVS Charitable Trust in 2013.

Total expenditure for the year before depreciation was £7,699,348 compared to £8,113,291 in 2011, a decrease of 5%. Disciplinary costs were 28% lower than 2011 (in 2011 costs were 29% higher than 2010).

Analyses of all the sources of income and expenditure are shown below:

Figure 12. Breakdown of income 2011 (%)

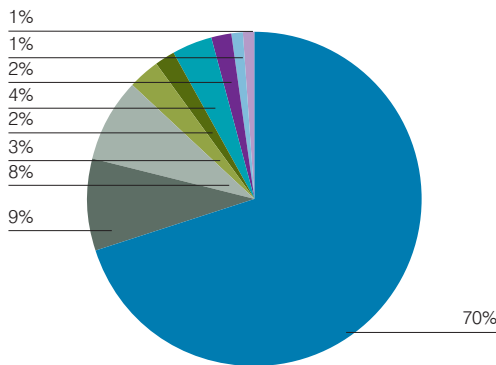


Figure 13. Breakdown of income 2012 (%)

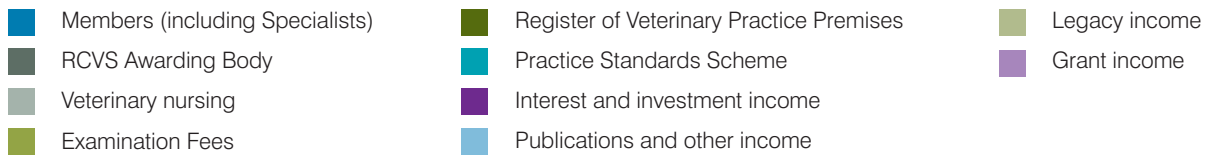
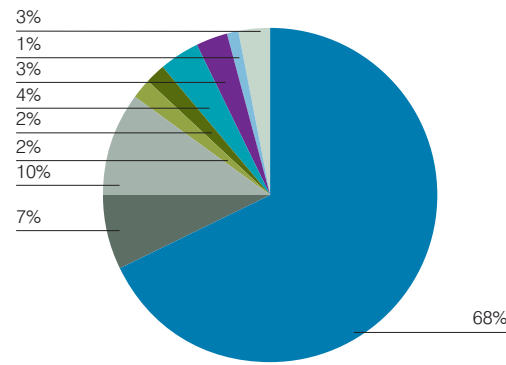
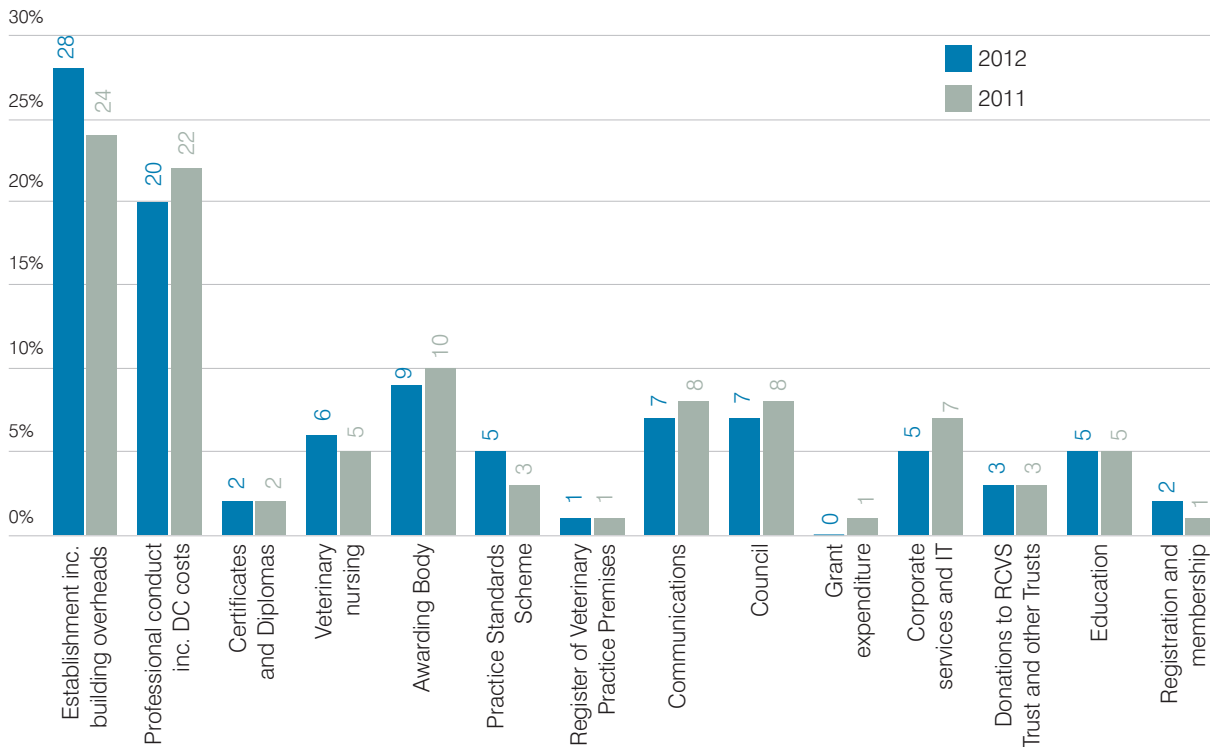


Figure 14. Breakdown of expenditure 2012 / 2011 (%)



Statement of Council's and Secretary's responsibilities

RCVS Council is responsible for the financial affairs of the College, including the proper maintenance of its accounting records and the preparation of the College's financial statements for audit and presentation to the Annual General Meeting.

RCVS Council is consequently responsible for:

- selecting suitable accounting policies and then applying them consistently;
- making judgements and accounting estimates that are reasonable and prudent;
- preparing the financial statements on the going concern basis, unless it is inappropriate to presume that the College will continue to operate;
- keeping proper accounting records that disclose with reasonable accuracy at any time the financial position of the College; and,
- safeguarding the assets of the College and taking reasonable steps for the prevention and detection of fraud and other irregularities.

The Secretary (CEO) is responsible for the management and administration of the affairs of the College, subject to the provisions of the Veterinary Surgeons Act, the Supplemental Charter, Bye-laws and the directions of the Council given from time to time. The Secretary has to consult with the Presidents on any matter requiring new policy or a substantive change in existing policy. The Secretary is responsible for the safe custody of all documents and property belonging to the College.

Financial management policies

Risk management

The College maintains a risk register. Systems have been developed to monitor and control the risks identified and to adequately manage any impact that they may have in the future. A review of the risk register is currently being carried out and an updated risk register will be presented to Council in 2013.

Reserves policy

The College holds reserves to ensure its continuity, to enable its ability to discharge its statutory obligations, to cover liabilities that cannot be covered by insurance, to bridge cash-flow problems and to fund long-term projects which cannot be quantified, such as introducing new legislation.

The formula for calculating the total level of reserves includes nine months' of working capital, provision for disciplinary cases, new initiatives and a general contingency reserve. The figure will change from year to year in line with levels of expenditure and the changing needs of the College. At 31 December 2012, the College held total reserves, less Belgravia House (our operational centre), and reserves for contingency expenditure, of £8.8m. This is higher than the reserves calculation, per the formula, of £7.1m.

Investment powers

The College has powers to invest monies in investments, securities or property. Limited powers of investment management have been given to the College's stockbroker, Investec, which reports to each meeting of the Planning and Resources Committee and also meets regularly with the Treasurer.

Summarised accounts

These summarised accounts inevitably contain only some of the information about the affairs of the College. The full annual accounts and the auditor's report on those accounts should be consulted for further information. Copies of these can be obtained from the Finance Department, Royal College of Veterinary Surgeons, Belgravia House, 62-64 Horseferry Road, London SW1P 2AF. The full accounts were approved on behalf of the Council on 6 June 2013 and received an unqualified report from Crowe Clark Whitehill LLP.

Auditor's statement to the members of the Royal College of Veterinary Surgeons

We have examined the summarised accounts set out on pages 27, 29 and 30.

Respective responsibilities of Council members and auditor

The Council members are responsible for the preparation of the summarised accounts. We have agreed to report our opinion on the summarised accounts' consistency with the full accounts, on which we reported to you on 24 June 2013.

Basis of opinion

We have carried out the procedures we consider necessary to ascertain whether the summarised accounts are consistent with the full accounts from which they have been prepared.

Opinion

In our opinion, the summarised accounts are consistent with the full accounts for the year ended 31 December 2012.

Crowe Clark Whitehill LLP
Statutory Auditor
28 June 2013

Table 23. Income and expenditure for year ended 31 December 2012/2011

	2012		2011	
	£	£	£	£
INCOME				
Members (including Recognised Specialists)	6,245,848		5,987,566	
RCVS Awarding Body	597,214		757,537	
Veterinary nursing	968,783		678,823	
RCVS examination fees	171,320		250,675	
Register of Veterinary Practice Premises	199,425		202,433	
Practice Standards Scheme	321,056		275,737	
Interest and investment	269,470		199,039	
Publications and other income	87,627		78,529	
Legacies	300,000		–	
Grant income	–		86,284	
Disciplinary costs recovered	–		36,738	
Total income		9,160,743		8,553,361
EXPENDITURE				
Statutory and regulatory functions	1,557,405		1,994,472	
RCVS Awarding Body	676,750		819,975	
Veterinary nursing	450,709		430,392	
RCVS examination costs	144,287		154,734	
Register of Veterinary Practice Premises	89,600		73,077	
Practice Standards Scheme	413,465		264,385	
Grant expenditure	25,816		48,964	
Establishment running costs	618,225		630,134	
Administration	3,458,026		3,434,206	
Support for RCVS Trust and other Trusts (VSHSP)	235,969		228,769	
Subscriptions and European activity	29,096		34,183	
	7,699,348		8,113,291	
Depreciation	280,724		316,430	
Total expenditure		7,980,072		8,429,721
Surplus before taxation		1,180,671		123,640
Taxation		–		–
Surplus after taxation		1,180,671		123,640
Surplus on sale of investments		48,690		115,798
Pension scheme actuarial loss		(124,000)		(72,000)
Surplus transferred to accumulated fund		1,105,361		167,438

NB The income and expenditure account contains all the gains and losses in the year.

Table 24. Breakdown of income and expenditure across statutory and Charter activities for year ended 31 December 2012

The accounts are shown below with income and expenditure allocated between statutory and Charter activities. The aim in future years is to provide further analysis of the income and expenditure under the statutory and Charter headings.

	Total	STATUTORY	CHARTER
	£	£	£
INCOME			
Members	6,245,848	6,205,172	40,676
RCVS Awarding Body	597,214	–	597,214
Veterinary nursing	968,783	–	968,783
RCVS examination fees	171,320	45,760	125,560
Register of Veterinary Practice Premises	199,425	199,425	–
Practice Standards Scheme	321,056	–	321,056
Interest and investment	269,470	–	269,470
Publications and other income	87,627	87,627	–
Legacy income	300,000	–	300,000
Total Income	9,160,743	<u>6,537,984</u>	<u>2,622,759</u>
EXPENDITURE			
Statutory and regulatory functions	1,557,405	1,557,405	–
RCVS Awarding Body	676,750	–	676,750
Veterinary nursing	450,709	–	450,709
RCVS examination costs	144,287	44,994	99,293
Register of Veterinary Practice Premises	89,600	89,600	–
Practice Standards Scheme	413,465	–	413,465
Grant expenditure	25,816	–	25,816
Establishment running costs	618,225	618,225	–
Administration	3,458,026	3,458,026	–
Support for RCVS Trust and other Trusts (VSHSP)	235,969	–	235,969
Subscriptions and European activity	29,096	29,096	–
	7,699,348	<u>5,797,346</u>	<u>1,902,002</u>
Depreciation	280,724	280,724	–
Total expenditure	7,980,072	<u>6,078,070</u>	<u>1,902,002</u>
Surplus before taxation	1,180,671	<u>459,914</u>	<u>720,757</u>

Table 25. Balance sheet as at 31 December 2012/2011

	31/12/12 £	31/12/11 £
FIXED ASSETS		
Tangible assets	3,297,018	3,485,154
Investments at cost		
– Listed Securities	7,074,595	6,929,169
(Market value £8,301,204 [2011: £7,607,192])		
	<u>10,371,613</u>	<u>10,414,323</u>
CURRENT ASSETS		
RCVS Trust Fund	258,403	292,646
Debtors and prepayments	173,322	172,523
Short-term deposits	3,329,162	2,331,597
	<u>3,760,887</u>	<u>2,796,766</u>
CREDITORS: amounts falling due within one year		
Annual fees received in advance	1,475,653	1,421,010
Creditors and accruals	760,242	980,320
	<u>2,235,895</u>	<u>2,401,330</u>
NET CURRENT ASSETS	<u>1,524,992</u>	<u>395,436</u>
TOTAL ASSETS – excluding pension liability	11,896,605	10,809,759
Pension liability	(46,645)	(65,160)
NET ASSETS – including pension liability	<u>11,849,960</u>	<u>10,744,599</u>
RESERVES		
Accumulated fund	11,259,960	10,154,599
Disciplinary reserve	430,000	430,000
Contingency reserve	160,000	160,000
	<u>11,849,960</u>	<u>10,744,599</u>

The financial statements for 2011 include both the College and Circleglide Limited, a wholly owned dormant subsidiary. Circleglide Limited was removed from the Companies House register during 2012.

Table 26. Staff salary bands (salary costs only) as at 31 December 2012/2011

	2012	2011
Between £50,000 – £75,000	6	7
Over £75,001	5	2

NB As at 31 March 2013, there were 61 permanent members of staff (see *RCVS Review 2013*)

Table 27. Veterinary nursing and Awarding Body income and expenditure for year ended 31 December 2012/2011

ACTIVITIES YEAR ENDED 31 DECEMBER	2012		2011	
	£	£	£	£
INCOME				
RCVS Awarding Body				
Enrolment	12,061		262,951	
Exam income	585,046		489,250	
Sundry including publication sales	107		5,336	
		597,214		757,537
Veterinary nursing				
Registration	334,536		96,123	
Annual retention (listing) fee	609,259		559,110	
Diploma exam income	8,624		4,741	
Sundry, including replacement certificates/badges	16,364		18,849	
		968,783		678,823
TOTAL INCOME		1,565,997		1,436,360
EXPENDITURE				
RCVS Awarding Body				
Salaries	196,259		248,014	
Exam costs	466,753		564,650	
Postage, printing and stationery	13,738		7,311	
		676,750		819,975
Veterinary nursing				
Salaries and consultancy	258,801		303,129	
Diploma exam costs	506		–	
Preliminary investigation costs	8,440		–	
Quality assurance costs	33,910		–	
Computer costs including Nursing Progress Log	81,134		20,636	
Meeting and travel costs	22,636		28,147	
Postage, printing and stationery	40,394		59,517	
VN badges and annual registration cards	4,888		18,963	
		450,709		430,392
TOTAL EXPENDITURE		1,127,459		1,250,367
Contribution to RCVS overhead costs and contingency reserve ¹		438,538		185,993

¹ Contribution to overhead costs includes computer hardware and software, maintenance, building costs, utilities and central support costs. Contingency reserve contributes to review and development activity, audit etc.

Photo credits, with grateful thanks:

Front cover: Hudson, owned by Tom Witte MRCVS
Inside front cover: Charlie, owned by Kathy Kissick RVN
Back cover: Fluff and Fang, owned by Sally Williams and family



Printed by an ISO 14001 certified printer using 100% vegetable-based inks on a totally chlorine-free FSC certified stock www.sterlingsolutions.co.uk

