


R C V S F A C T S

THE ANNUAL REPORT OF THE ROYAL COLLEGE OF VETERINARY SURGEONS: PART 2

2008



Welcome to *RCVS Facts*, Part II of our reporting on RCVS activities in 2008. Here you will find everything from the number of UK veterinary students, through the distribution of veterinary surgeons and veterinary nurses across the country, to our accounts for 2007.

For a more personal account of our activities, look out for *RCVS Review*, where you can read about six of our key projects through the eyes of those involved. It can be downloaded from www.rcvs.org.uk/review.

Year in review: 1 April 2007 to 31 March 2008



Profile of the professions

Numbers and distribution of the profession	4
Breakdown of members by category of registerable qualification	4
Breakdown of home-practising members by category of employment	4
Numbers of veterinary surgeons/veterinary nurses in the UK	5
Distribution of veterinary premises throughout the UK	5
Breakdown of principal RCVS membership categories	5
Breakdown of UK veterinary practice categories	5
Registration of veterinary surgeons	6
Trends in registration of veterinary surgeons	7
Home-practising members by age and gender	7
Fees for veterinary surgeons and veterinary nurses	8
Registration of veterinary surgeons and veterinary nurses	8

RCVS Awarding Body

Numbers of veterinary nursing training practices and VNACs	9
Student veterinary nurse candidate registrations	9
Veterinary nursing examination entries	9
Numbers enrolling as student veterinary nurses and those going on to qualify	9

Education

Undergraduate student numbers	10
Number of enrolled candidates and those who have obtained Certificate qualifications	12
Number of enrolled candidates and those who have obtained Diploma qualifications	13
Current holders of RCVS postgraduate qualifications and awards	14
Successful Diploma holders by subject	14
Number of Diplomas in Advanced Veterinary Nursing awarded	14

Complaints, advice and disciplinary

Number and type of investigations requested by the Preliminary Investigation Committee	15
Average time (in weeks) taken to close complaints	15
Number and category of complaints and written requests for advice received	15
Summary of Disciplinary Committee hearings	16

Finance and accounts

Breakdown of income 2006	18
Breakdown of income 2007	18
Breakdown of expenditure, 2006 and 2007	19
RCVS Group Accounts - activities year ended 31 December 2006/2007	20
RCVS Group Accounts - balance sheet as at 31 December 2006/2007	21
Veterinary nursing and Awarding Body income and expenditure	22
Corporate governance	23

Table 1. Numbers and distribution of the profession

Names entered on	31/3/07	Totals	31/3/08
General List I	16,172		16,593
General List II	2,983		3,228
Commonwealth List	2,417		2,350
Foreign List	568		555
Temporary List	12		19
Supplementary Veterinary Register	10		9
Total number of registrants		22,162	22,754
HOME-PRACTISING			
Government service¹	856		872
Universities and colleges	791		840
Research institutes	21		21
Industry and commerce	266		282
Charities and trusts	357		386
General practice or other²	13,380		13,736
		15,671	16,137
OVERSEAS-PRACTISING		2,607	2,606
NON-PRACTISING			
United Kingdom	2,193		2,327
Overseas	494		498
		2,687	2,825
REPUBLIC OF IRELAND³		1,175	1,158
OTHER			
Temporary List	12		19
Supplementary Veterinary Register	10		9
		22	28
Total number of registrants		22,162	22,754

Notes

General List I - members who have a recognised UK qualification.

General List II - members who have a scheduled EU qualification.

Commonwealth List - members who have an accepted Commonwealth qualification, or who have a Commonwealth qualification and have passed the RCVS Statutory Membership Examination.

Foreign List - members who have an accepted overseas qualification, or who have an overseas qualification and have passed the RCVS Statutory Membership Examination.

Temporary List - temporary members or visiting European veterinary surgeons.

Supplementary Veterinary Register - members who were, or were entitled to be, Registered Veterinary Practitioners prior to the introduction of the Veterinary Surgeons Act 1966.

¹ Includes the Scottish Agricultural College.

² This figure is calculated by subtraction and includes all members of the profession not allocated elsewhere, in addition to those in general practice. Estimates from our *Survey of the Profession 2006* indicated that about 91% of this group (12,500 in 2008) were likely to be in some form of general practice.

³ Veterinary surgeons resident in the Republic of Ireland who qualified before 1 June 1988 and remain RCVS members.

Figure 1. Breakdown of members by category of registerable qualification

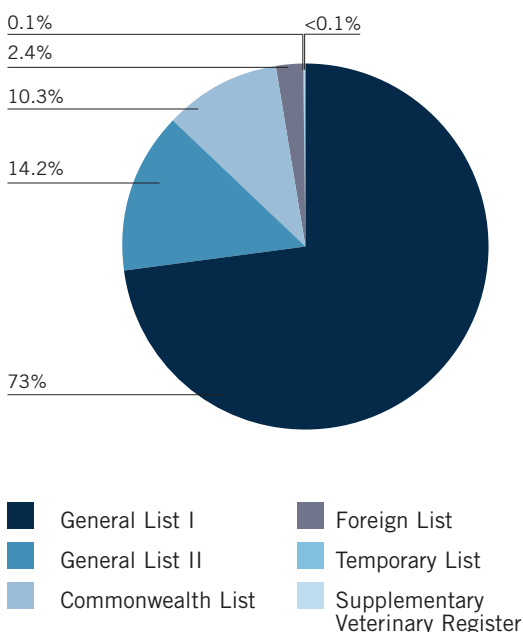


Figure 2. Breakdown of home-practising members by category of employment

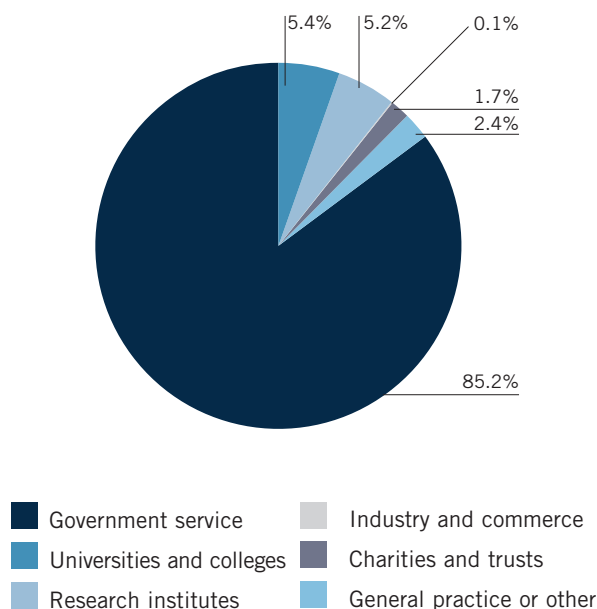
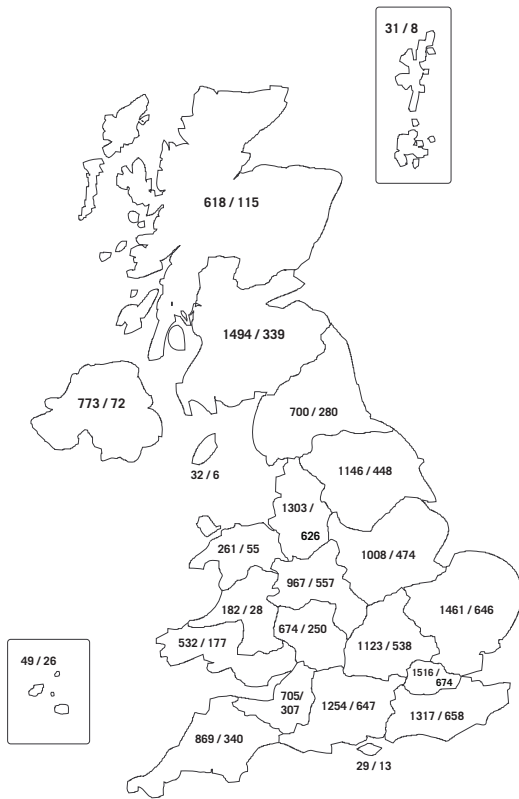
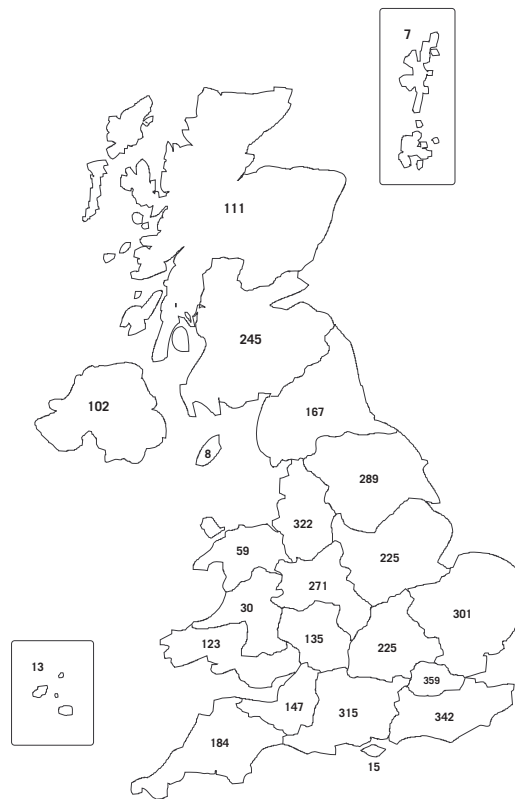


Figure 3. Numbers of veterinary surgeons/veterinary nurses in the UK



Regions based on those used in the RCVS Directory of Veterinary Practices.

Figure 4. Distribution of veterinary premises throughout the UK



1,902 practice premises were under the ambit of the Practice Standards Scheme as at 31/03/08

Figure 5. Breakdown of principal RCVS membership categories

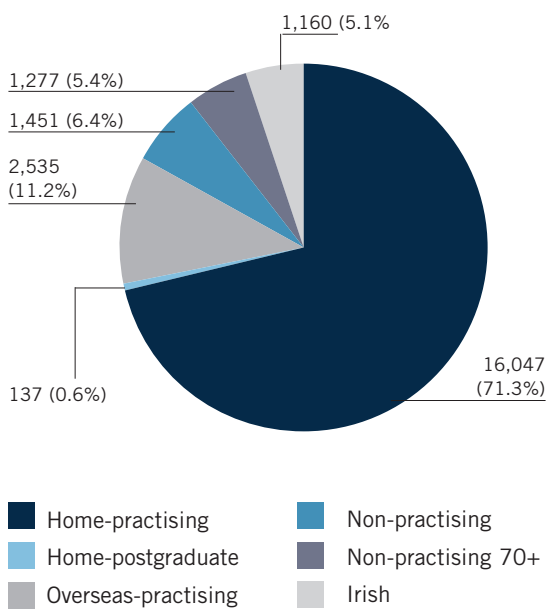


Figure 6. Breakdown of UK veterinary practice categories

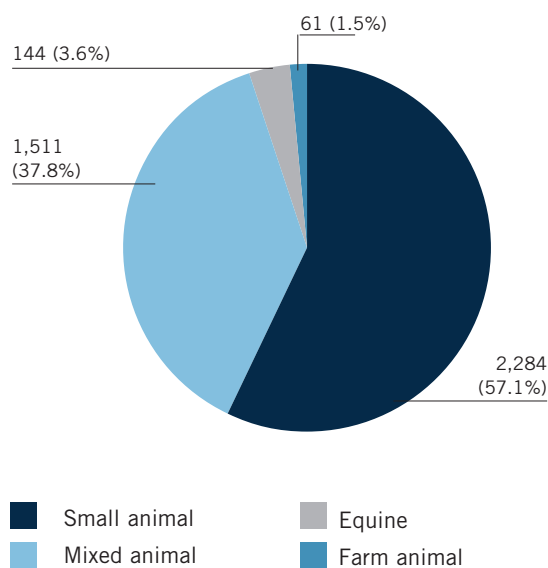


Table 2. Registration of veterinary surgeons 2002/03 - 2007/08

Annual Report Year	2002/03	2003/04	2004/05	2005/06	2006/07	2007/08
Overseas (Non-EU/EEA countries)						
Australia	149	131	255	129	121	101
Canada	9	6	5	8	7	6
New Zealand	45	31	37	40	27	38
South Africa	65	59	37	40	46	30
United States of America	31	22	12	11	17	15
Sub-total (Non-EU/EEA)	299	249	346	228	218	190
OVERSEAS (EU/EEA LIST)						
Austria	8	10	8	7	6	13
Belgium	23	18	18	27	34	26
Bulgaria ³					0	8
Cyprus ²			0	0	0	0
Czech Republic ²			5	12	11	8
Denmark	8	6	6	4	4	2
Estonia ²			0	8	1	0
Finland	0	3	0	2	1	4
France	5	4	10	13	19	8
Germany	27	19	29	34	36	39
Greece	6	8	10	9	8	11
Hungary ²			12	29	22	8
Iceland [EEA]	0	0	0	0	0	0
Ireland	44	54	51	45	34	36
Italy	17	21	27	56	48	54
Latvia ²			0	3	9	4
Liechtenstein [EEA]	0	0	0	0	0	0
Lithuania ²			0	14	17	6
Luxembourg	0	0	0	0	0	0
Malta ²			0	0	0	0
Netherlands	9	11	20	15	22	15
Norway [EEA]	2	3	0	3	0	1
Poland ²			28	104	103	90
Portugal	8	20	16	30	20	17
Romania ³					0	38
Slovakia ²			21	51	43	32
Slovenia ²			1	0	1	0
Spain	186	76	91	102	69	64
Sweden	6	3	3	2	1	1
Switzerland [EEA] ¹	6	2	6	9	10	8
Sub-total (EU/EEA)	355	258	362	579	519	493
OVERSEAS (RCVS STATUTORY MEMBERSHIP EXAMINATION)	25	11	14	14	18	12
Total overseas	679	518	722	821	755	695
UK graduates	493	493	587	565	569	628
Total number of registrations	1,172	1,011	1,309	1,386	1,324	1,323

¹ Not eligible for registration until 01/06/02.

² Not eligible for registration until 01/05/04.

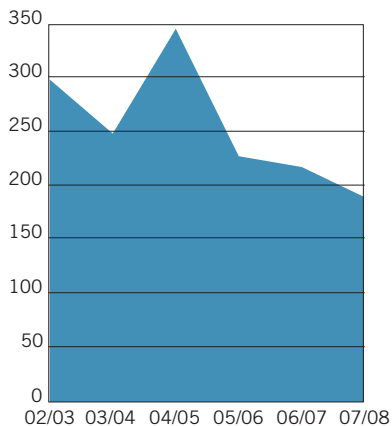
³ Not eligible for registration until 01/01/07.

These statistics are based on the country in which a registrant graduated and not their nationality at the time of their registration.

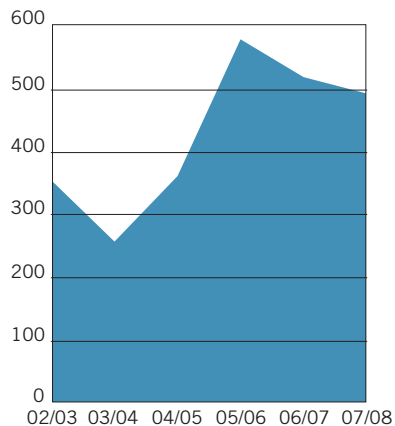
(Minor print/calculation errors published last year have been corrected.)

Figure 7. Trends in registration of veterinary surgeons

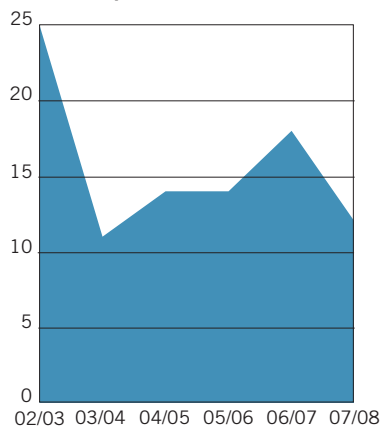
Overseas (Non-EU/EEA)



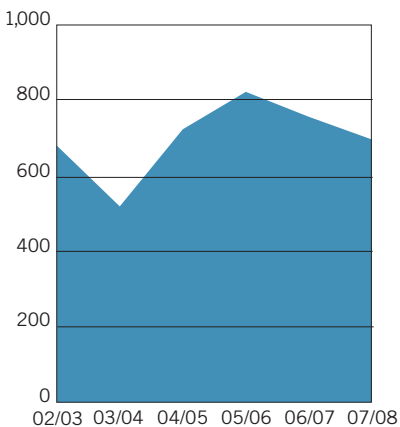
Overseas (EU/EEA)



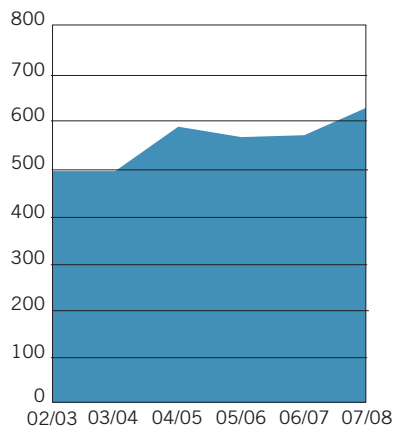
Overseas (RCVS Statutory Membership Examination)



Total Overseas



UK Graduates



Total Registrations

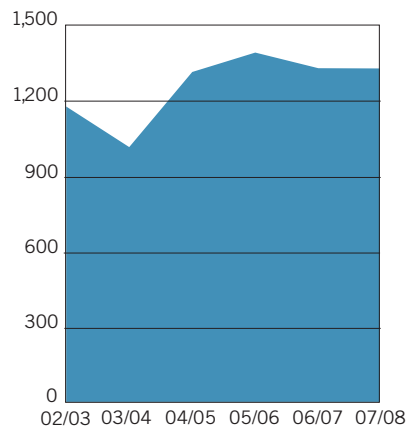


Figure 8. Home-practising members by age and gender

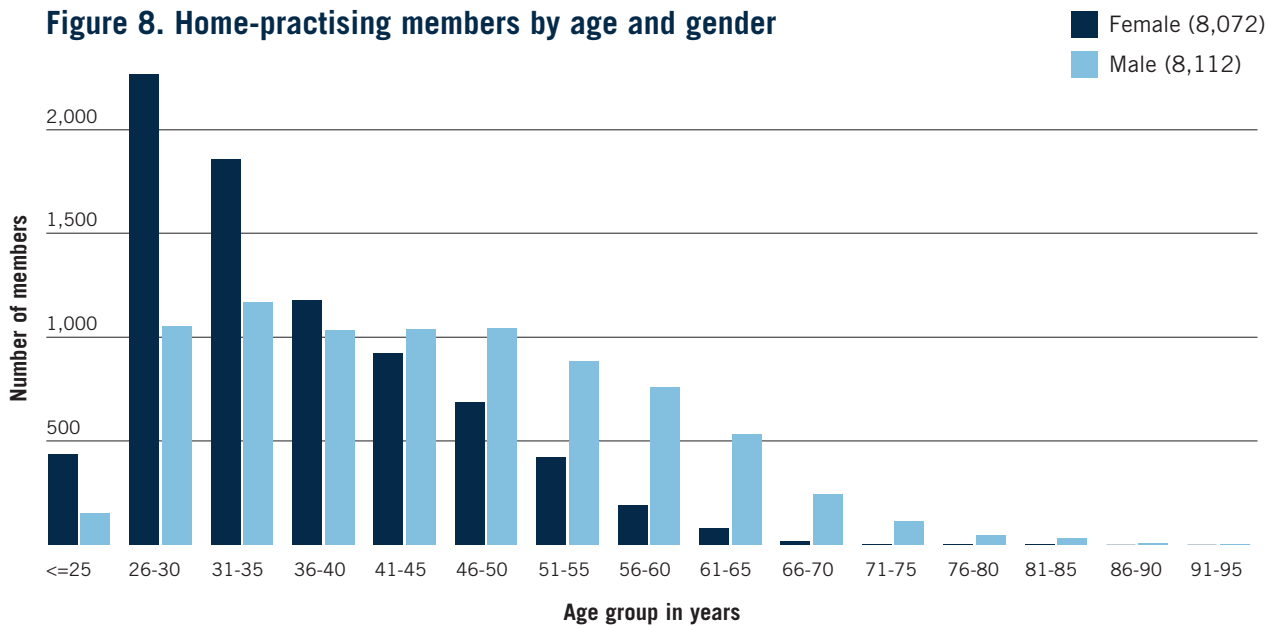


Table 3. Fees for veterinary surgeons and veterinary nurses

	01/04/07 (£)	01/04/08 (£)
VETERINARY SURGEONS		
REGISTRATION FEE	70	71 ¹
Temporary registration	293	285
ANNUAL RETENTION FEES		
Home-practising	277	285
Postgraduate	139	143
Overseas-practising	139	143
Non-practising	46	47
Non-practising (70+)	Free	Free
SVR (1948)	27	27
SVR (1966)	13	13
SVR retired	15	15
RESTORATION FEES		
Following voluntary removal	139	143 ²
Following non-payment removal	277	285 ³
VETERINARY NURSES		
Registration/listing fee	90	94
Annual retention fee	58	60
Restoration fee ⁴	90	94

SVR = Supplementary Veterinary Register.

¹ Plus proportion of home-practising retention fee expressed in quarters of the year.

² Plus proportion of relevant retention fee for the remaining year.

³ Plus full retention fee for membership category at time of removal.

⁴ Plus full retention fee.

Table 4. Registration of veterinary surgeons and veterinary nurses

Numbers are as of 31 March 2008, or for year ending 31 March 2008.

	2006	2007	2008
VETERINARY SURGEONS			
Total on Register	21,799	22,162	22,754
New registrations	1,386	1,324	1,323
Removed	935	1,140	818
Restored	162	202	236
VETERINARY NURSES			
Total on List	6,611	7,039	2,446
Total on Register ¹	-	-	5,030
Total on List/Register	6,611	7,039	7,476
Removed from List/Register	374	418	405

¹ The non-statutory Register for Veterinary Nurses opened on 1 September 2007.

Table 5. Numbers of veterinary nursing training practices and VNACs

	01/01/06	01/01/07	01/01/08
Training practices	1,464	1,521	1,536
VNACs	48	47	46

Table 6. Student veterinary nurse candidate registrations

	2005	2006	2007
Total	1,044	991	1,039
% undergraduates	21%	25%	22%

Table 7. Veterinary nursing examination entries (pass rates: %)

	Summer						Winter					
	2005		2006		2007		2005		2006		2007	
	SA	Eq	SA	Eq	SA	Eq	SA	Eq	SA	Eq	SA	Eq
Level 2	793 (82)	23 (83)	767 (76)	20 (75)	695 (92)	14 (100)	328 (65)	8 (25)	353 (64)	17 (76)	365 (82)	2 -
Level 3	713 (63)	17 (71)	771 (69)	21 (71)	700 (93)	11 (100)	412 (56)	9 (56)	516 (62)	4 (100)	493 (83)	18 (100)
Totals	1,506	40	1,538	41	1,395	25	740	17	869	21	858	20

SA = small animal; Eq = equine

Table 8. Numbers enrolling as student veterinary nurses and those going on to qualify

	2001-03	2002-04	2003-05	2004-06	2005-07
No enrolled	1,063	947	1,004	1,132	1,044
No eligible to List/Register	735	788	824	673	788
% eligible	69%	83%	82%	60%	76%

A more detailed *Annual Report* for the Awarding Body is available online www.rcvs.org.uk/abreport.

Table 9. Undergraduate student numbers 2007 to 2008

UK veterinary school students		Admissions to the first year of the veterinary course in 2007/2008			Admissions to the second or later year of the veterinary course in 2007/2008			Students admitted with a degree		
		M	F	Total	M	F	Total	M	F	Total
Bristol	UK	19	92	114	0	0	0	0	8	9
	EU	1	2		0	0		1	0	
	Overseas	0	0		0	0		0	0	
Cambridge	UK	13	49	63	1	3	4	1	3	4
	EU	0	0		0	0		0	0	
	Overseas	1	0		0	0		0	0	
Edinburgh	UK	19	66	102	1	10	37	2	14	46
	EU	0	2		1	1		1	2	
	Overseas	2	13		4	20		5	22	
Glasgow	UK	27	57	137	1	2	9	1	0	54
	EU	1	2		0	0		1	2	
	Overseas	12	38		1	5		11	39	
Liverpool	UK	20	80	102	4	18	23	5	20	26
	EU	0	1		0	0		0	0	
	Overseas	0	1		1	0		1	0	
London	UK	45	152	213	9	23	32	11	29	55
	EU	0	0		0	0		0	0	
	Overseas	4	12		0	0		3	12	
Nottingham¹	UK	19	99	124	0	0	0	3	21	24
	EU	0	1		0	0		0	0	
	Overseas	0	5		0	0		0	0	
TOTALS		183	672	855	23	82	105	46	172	218

¹ Nottingham University's School of Veterinary Medicine and Science opened in 2006, hence student figures are available for the first two years of the course only. The RCVS is currently working with Nottingham to ensure that its degree meets RCVS requirements; it will consider Nottingham's veterinary degree for approval in 2011 when the first cohort of students will be in their final year.

² Total numbers of students in the six-year degree course at Cambridge, both the five-year and six-year degree courses at London, and the five-year degree courses at the other veterinary schools.

³ Prior to 2005, third-year students at Cambridge were shown as taking an intercalated degree and students in fourth, fifth and sixth years were shown as intercalated degree holders.

All data supplied to the RCVS by the veterinary schools, as required by Section 5(5) of the Veterinary Surgeons Act 1966.

Total numbers attending the veterinary degree course ²			Veterinary students taking an intercalated science course in 2007/2008 ³			Numbers of intercalated degree holders ³			Numbers of students obtaining a veterinary degree in 2007		
M	F	Total	M	F	Total	M	F	Total	M	F	Total
103	424	538	2	18	20	8	22	30	41	63	107
4	4		0	0		0	0		0	1	
2	1		0	0		0	0		1	1	
100	270	379	0	0	0	0	0	0	18	52	70
0	5		0	0		0	0		0	0	
1	3		0	0		0	0		0	0	
98	380	627	0	1	1	4	24	29	18	71	109
1	12		0	0		0	0		1	4	
16	120		0	0		0	1		4	11	
121	281	584	2	2	4	3	3	6	28	52	94
1	3		0	0		0	0		0	0	
46	132		0	0		0	0		6	8	
119	411	545	10	10	20	9	25	34	23	79	104
3	6		0	0		0	0		0	0	
1	5		0	0		0	0		1	1	
183	865	1149	2	5	7	15	45	63	27	121	166
3	16		0	0		0	2		0	4	
16	66		0	0		0	1		2	12	
38	168	217	n/a	n/a	0	n/a	n/a	0	n/a	n/a	0
1	5		n/a	n/a		n/a	n/a		n/a	n/a	
0	5		n/a	n/a		n/a	n/a		n/a	n/a	
857	3,182	4,039	16	36	52	39	123	162	170	480	650

Table 10. Number of enrolled candidates and those who have obtained Certificate qualifications as at 31 December 2007

Certificate subject	Total number of enrolled candidates	Enrolled candidates who have obtained approval to sit the examination	Total certificates awarded since inception of subject
Animal Welfare Science, Ethics & Law	21	3	41
Bovine Reproduction ¹	0	0	17
Cattle Health & Production	72	23	108
Equine Medicine (Int. Med.)	49	18	47
Equine Medicine (Stud Med.)	31	7	16
Equine Orthopaedics ¹	0	0	21
Equine Practice	89	25	109
Equine Stud Medicine ¹	0	0	22
Equine Surgery (Orth.)	47	18	47
Equine Surgery (Soft Tissue)	28	8	22
Fish Health & Production	0	0	2
Laboratory Animal Science	20	13	79
Pig Medicine	14	4	42
Poultry Medicine & Production	6	1	10
Sheep Health & Production	16	4	65
Small Animal Cardiology ¹	0	0	29
Small Animal Dermatology ¹	0	0	71
Small Animal Orthopaedics ¹	0	0	96
Small Animal Medicine	266	51	177
Small Animal Surgery	297	77	200
State Veterinary Medicine	0	0	6
Veterinary Anaesthesia	66	51	182
Veterinary Cardiology	80	22	68
Veterinary Dermatology	58	11	83
Veterinary Diagnostic Imaging	69	13	26
Veterinary Ophthalmology	91	30	162
Veterinary Public Health (Meat Hygiene)	0	0	18
Veterinary Public Health (Food Hygiene)	4	3	4
Veterinary Radiology ¹	0	0	269
Veterinary Reproduction	2	1	2
Zoological Medicine	43	14	52
Total (Certificates)	1,369	397	2,093

¹ These subjects have been superseded by new RCVS qualifications and are no longer available.

NB. All Certificate subjects replaced by new RCVS modular Certificate in Advanced Veterinary Practice from 1 November 2007, hence, no further enrolments after this date.

Table 11. Number of enrolled candidates and those who have obtained Diploma qualifications as at 31 December 2007

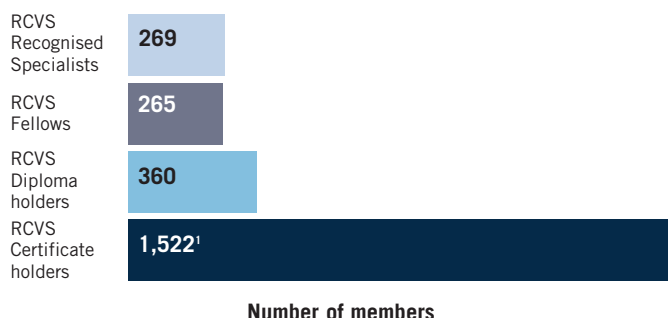
Diploma subject	Total number of enrolled candidates	Enrolled candidates who have obtained approval to sit the examination	Total diplomas awarded since inception of subject ¹
Animal Welfare Science, Ethics & Law	8	2	6
Cattle Health & Production	11	4	14
Equine Internal Medicine	2	0	5
Equine Orthopaedics	4	2	11
Equine Soft Tissue Surgery	3	1	5
Equine Stud Medicine	1	1	6
Fish Health & Production	0	0	0
Laboratory Animal Science	4	1	23
Pig Medicine	1	0	12
Poultry Medicine & Production	2	0	6
Sheep Health & Production	0	0	10
Small Animal Medicine ²	11	4	31
Small Animal Medicine (Feline) ²	3	2	5
Small Animal Orthopaedics ³	0	0	11
Small Animal Surgery (Orth.)	18	6	18
Small Animal Surgery (Soft Tissue)	4	1	14
State Veterinary Medicine	0	0	1
Veterinary Anaesthesia ²	4	2	71
Veterinary Cardiology	7	3	16
Veterinary Dermatology ²	3	0	19
Veterinary Diagnostic Imaging ²	2	1	6
Veterinary Ophthalmology ²	9	3	21
Veterinary Public Health (Meat Hygiene)	0	0	5
Veterinary Radiology ³	0	0	101
Veterinary Reproduction ²	0	0	3
Zoological Medicine	8	2	13
Total (Diplomas)	105	35	433

¹ These figures include the following numbers of Foundation Diplomates: Equine Orthopaedics - 2; Equine Stud Medicine - 3; Laboratory Animal Science - 5; Pig Medicine - 5; Poultry Medicine & Production - 5; Small Animal Orthopaedics - 4; Veterinary Anaesthesia - 3; Veterinary Cardiology - 2; Veterinary Dermatology - 5; Veterinary Ophthalmology - 4; Veterinary Radiology - 5.

² These subjects have been subsumed by the Diplomas of the respective European Colleges. No further enrolments.

³ These subjects have been superseded by new RCVS qualifications and are no longer available.

Figure 9. Current holders of RCVS postgraduate qualifications and awards



NB Members may also possess a Certificate, Diploma or specialism in a different subject area.

¹ Does not include those who have subsequently gained a Diploma in the same subject.

Table 12. Successful Diploma holders by subject 2008

Diploma in Zoological Medicine (Mammalian)
Mary J Varga BVetMed CertZooMed MRCVS Michelle L Ward BSc BVSc CertZooMed MRCVS
Diploma in Small Animal Medicine
Daniel J Batchelor BVSc CertSAM MRCVS Rebecca M Litler MA VetMB CertSAM PhD MRCVS Theresa M McCann BVSc CertSAM MRCVS
Diploma in Small Animal Surgery (Orthopaedics)
Gareth I Arthurs MA VetMB CertVR CertSAS MRCVS William T McCartney MVB CertSAO DipECVS PhD MRCVS
Diploma in Veterinary Diagnostic Imaging
Rebecca M Jones BVSc CertVR MRCVS
Diploma in Veterinary Anaesthesia
Katharine E Borer BVSc CertVA MRCVS

Table 13. Number of Diplomas in Advanced Veterinary Nursing awarded

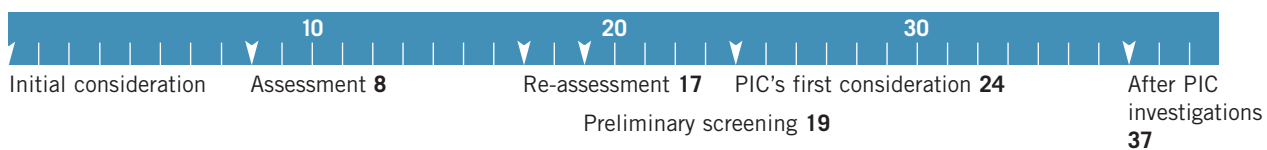
	2005	2006	2007
DipAVN(Medical)	10	11	12
DipAVN(Surgical)	15	20	18

75 ...the number of enrolments for the new Certificate in Advanced Veterinary Practice

Table 14. Number and type of investigations requested by the Preliminary Investigation Committee (PIC)

	2007	2008
In-house investigations	45	42
Informal interviews	28	15
Formal interviews	0	1
Announced visits	19	15
Unannounced visits	1	6
Referred to external solicitors	27	17

Figure 10. Average time (in weeks) taken to close complaints¹



¹Complaints can be closed at any stage during the investigation process. This chart highlights average completion times for each stage shown, based on the 747 complaints closed during the year under review.

Figure 11. Number and category of complaints and written requests for advice received

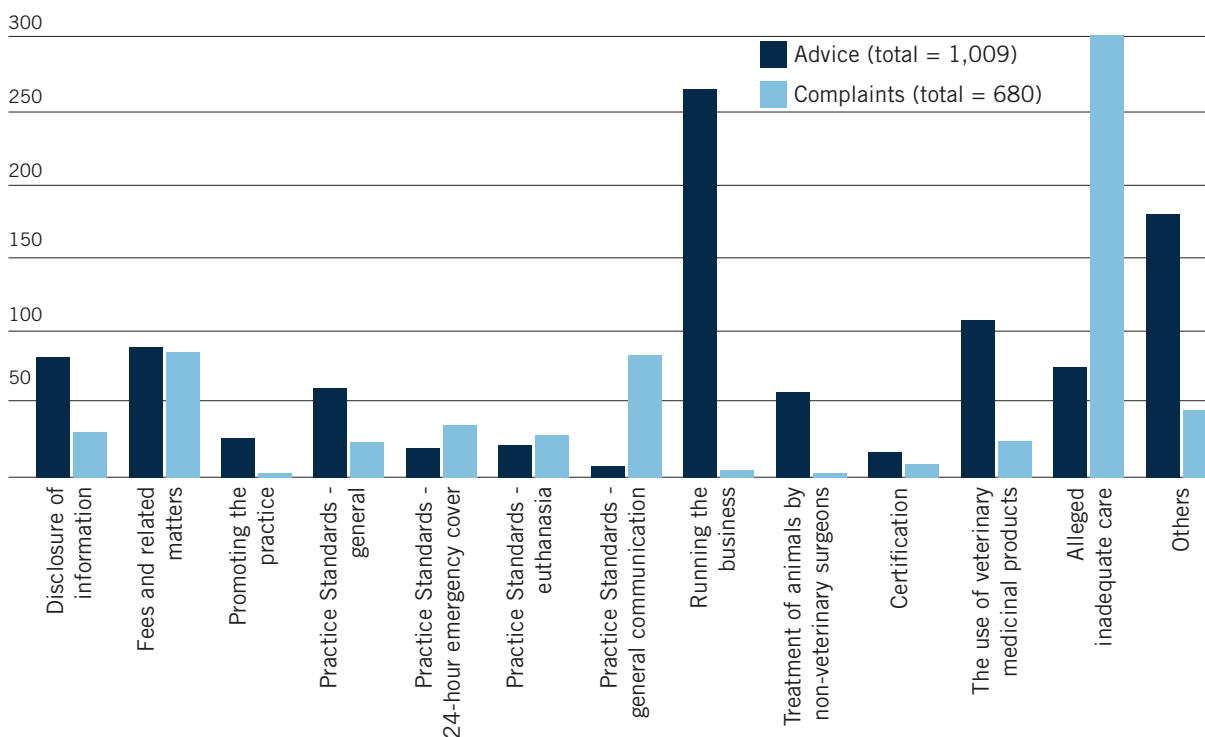


Table 15. Summary of Disciplinary Committee hearings

Date	Name	Complaint concerning
12/12/06 - 14/12/06 ²	Mr John Francis McKenna	Docking of puppies' tails contrary to the relevant RCVS guidance.
30/04/07 & 01-02/10/07	Mr Robert W Morris	False certification (dishonesty); pre-purchase certificate.
21/05/07	Mr Ranee K Sanyal	Restoration application (adjourned from Feb 07) (removed from Register in 05).
22/05/07-24/05/07	Ms Margarita dos Santos Correia	Alleged failure to provide adequate treatment; transport of severely lame horse.
18/06/07 - 20/06/07	Mr Paul M Hallum	Omissions in certificate provided for removal of exclusions on insurance.
03/09/07 - 05/09/07	Mr Reza D'Ehghani	Alleged failure to discuss treatment options, likely fees and total costs of procedures.
19/07/07	Mr William A Baird	Failure to provide adequate 24-hour cover by failing to make home visit.
04/09/07	Mr Maurice Kirk	Fourth restoration application (removed from Register in 04).
13/09/07	Mr Peter G Hanlon	Conviction – causing death by careless driving whilst under the influence of alcohol.
10/09/07 - 11/09/07	Mr Mark D Hinds	Supply of prescription-only medicines in breach of Medicines Act 1968.
12/11/07 - 13/11/07	Mr John B Williams	Reckless certification – certifying test results negative for equine export certificates when results not received.
10/12/07	Mr William Sim	Restoration application (removed from Register in 06).
11/12/07 - 13/12/07	Mr Paul A Evans	Advising greyhound owner that permissible to race greyhound when under treatment with Norethindrone, when ought to have known was in breach of NGRC rules.
28/01/08 - 29/01/08	Miss Judith Kay	Restoration application (removed from Register in 07).
25/02/08 - 26/02/08	Mr Joseph Holmes	Resumed hearing following postponement of judgment for two years (04/10/06).
Appeals to the Privy Council		
Heard: 30/10/07 Judgment: 21/11/07	Dr J Alan Walker	Appeal against DC decision to remove name from Register for false certification.

¹The cost of the case to the RCVS includes all external legal costs and the costs of the Disciplinary Committee, but excludes RCVS staff costs. Costs have not been incurred exclusively in the financial year (1 January 2007 - 31 December 2007) or the *Annual Report* year (1 April 2007 - 31 March 2008) and may have been incurred in previous years. All costs are rounded to the nearest £1,000.

²Reported this year because the case was not reported in the *RCVS Annual Report 2007*. The omission is regretted.

³Costs incurred between 1 January 2007 and 31 March 2008.

⁴RCVS costs only. RCVS to meet Dr Walker's appeal costs in addition (amount not fixed at time of writing).

Outcome	Reported	Cost (£) ¹
Suspended for 28 days.	RCVSONline (14/12/06) <i>RCVS News</i> (Mar 07)	£54,000
Direction to remove from Register.	RCVSONline (30/04/07 & 02/10/07) <i>RCVS News</i> (Jun 07/Nov 07)	£60,000
Name restored to Register.	RCVSONline 21/05/07 <i>RCVS News</i> (Jun 07)	£11,000
Charge dismissed.	RCVSONline (24/05/07) <i>RCVS News</i> (Jun 07)	£35,000
Direction to suspend from Register for two months.	RCVSONline (20/06/07) <i>RCVS News</i> (Nov 07)	£37,000
Charge dismissed.	RCVSONline (07/09/07) <i>RCVS News</i> (Nov 07)	£36,000
Direction to remove from Register.	RCVSONline (20/07/07) <i>RCVS News</i> (Nov 07)	£19,000
Application removed from list, prior to hearing, in accordance with DC's decision at third application. (Previous applications refused, 06/01/05, 07/11/05, 06/10/06.)	RCVSONline (06/09/07)	£15,000 ³
Judgment postponed for two years with undertakings by Mr Hanlon.	RCVSONline (13/09/07) <i>RCVS News</i> (Nov 07)	£9,000
Reprimand.	RCVSONline (12/09/07) <i>RCVS News</i> (Nov 07)	£22,000
Direction to remove from Register (appeal to Privy Council lodged).	RCVSONline (16/11/07) <i>RCVS News</i> (Mar 08)	£30,000
Application refused.	RCVSONline (13/12/07) <i>RCVS News</i> (Mar 08)	£8,000
Guilty of disgraceful conduct; no additional penalty imposed.	RCVSONline (19/12/07) <i>RCVS News</i> (Mar 08)	£33,000
Application refused.	RCVSONline (01/02/08) <i>RCVS News</i> (Mar 08)	£19,000
Proposal to continue to postpone judgment subject to undertakings. (Judicial review of decision lodged and pending.)	RCVSONline (28/02/08)	£17,000
Appeal allowed. Sanction reduced to six-month suspension.	RCVSONline (29/11/07)	£48,000 ⁴

Financial statements

Introduction

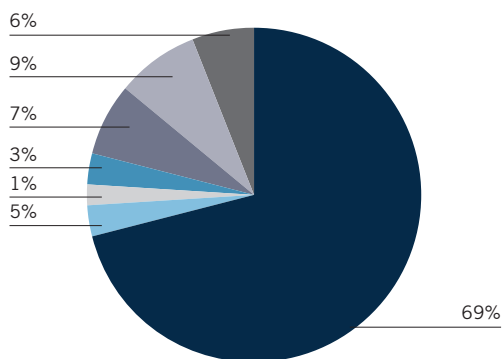
The summarised income and expenditure account on page 20 shows a net surplus of £658,264 for the year.

Income

- Total income for the year was £6,969,907 compared to £6,391,942, in 2006, an overall increase of 9%. The largest source of income is the Statutory Annual Retention Fee, paid by RCVS members.

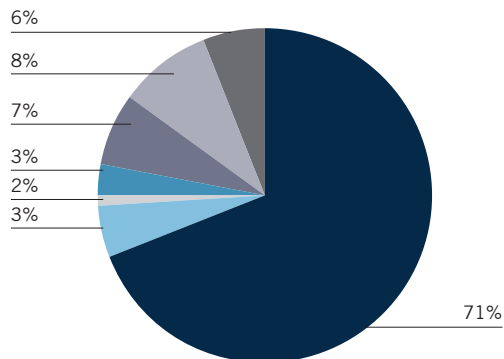
- With the introduction of the modular certificate, 2007 was the last year of enrolment for the 'old-style' RCVS Certificates; the income received has been apportioned over the five-year enrolment period.
- Publications and other income include money received for the Gateways to the Professions project (see www.rcvs.org.uk/gateways) and a legacy, which has been transferred to the RCVS Trust.
- An analysis of all the sources of income is shown in figures 12 and 13.

Figure 12.
Breakdown of income 2006 (%)



- Income of members
- Examination fees
- Publications and other income
- Practice Standards income

Figure 13.
Breakdown of income 2007 (%)



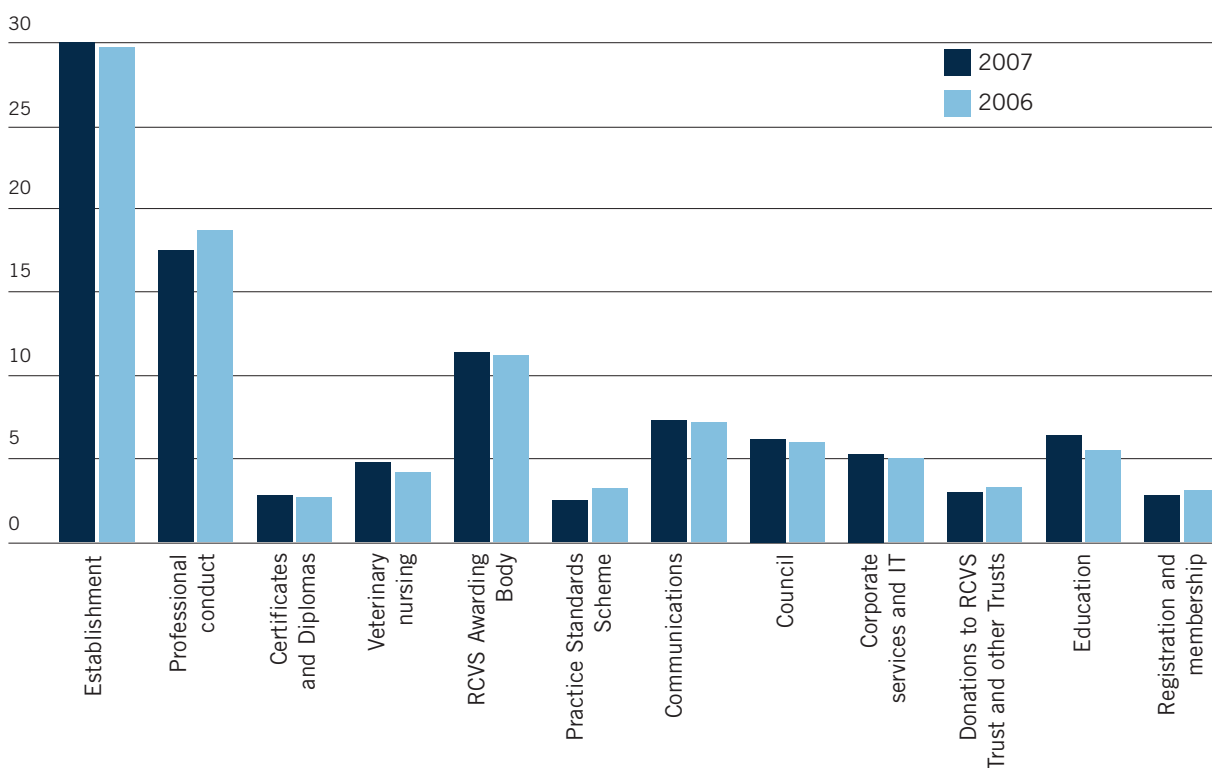
- Veterinary nursing
- Awarding Body income
- Interest and investment income

Expenditure

- Total expenditure for the year before depreciation was £6,081,299, compared to £5,491,133 in 2006, an increase of 11%.
- RCVS Awarding Body expenditure includes direct costs only, with no reallocation of overheads (building costs, support services etc). In 2007, expenditure was incurred developing the new e-assessment system for veterinary nursing written exams. The exams are now held at the same test centres used for driving theory tests during three 'windows' per year.
- Repair costs are higher than in 2006. As part of the review of energy savings at Belgravia House, we have replaced most of the standard lights with energy-efficient light fittings, and installed smaller water cisterns which use less water. The front elevation of the building was repainted, stonework cleaned and rotten woodwork replaced. A walkway was also constructed on the roof completing the air-conditioning work that commenced in 2006.

An analysis of expenditure is shown in figure 14.

Figure 14. Breakdown of expenditure (%)



Summarised accounts

These summarised accounts inevitably contain only some of the information about our affairs and those of our subsidiary. The full annual accounts and the auditors' report on those accounts should be consulted for further information. Copies of these can be obtained from the

Finance Department, Royal College of Veterinary Surgeons, Belgravia House, 62-64 Horseferry Road, London SW1P 2AF. The full accounts were approved on behalf of the Council on 5 June 2008 and received an unqualified report from Horwath Clark Whitehill LLP.

Table 16. RCVS Group Accounts - activities year ended 31 December 2006/2007

	2007		2006	
	£	£	£	£
INCOME				
Members (including Recognised Specialists)	4,892,024		4,442,360	
RCVS Awarding Body	567,540		586,378	
Veterinary nursing	486,499		435,433	
RCVS examination fees	229,152		290,688	
Practice Standards Scheme	184,821		180,069	
Interest and investment	452,952		360,829	
Publications and other income	156,919		96,185	
		6,969,907		6,391,942
EXPENDITURE				
Statutory and regulatory functions	1,140,238		1,129,975	
RCVS Awarding Body	692,422		613,375	
Veterinary nursing	290,293		232,070	
RCVS examination costs	167,429		149,011	
Establishment running costs	549,843		394,458	
Administration	3,032,158		2,763,859	
Support for RCVS Trust and other Trusts	182,525		180,000	
Subscriptions and European activity	26,391		28,385	
	6,081,299		5,491,133	
Depreciation	280,849		234,063	
		6,362,148		5,725,196
Surplus before taxation		607,759		666,746
Taxation		53,776		20,164
Surplus after taxation		553,983		646,582
Surplus/(Loss) on sale of investments		30,281		(37,802)
Pension scheme actuarial gain (FRS 17)		74,000		54,000
Surplus transferred to accumulated fund		658,264		662,780
Accumulated fund at 1 January		7,008,686		6,505,906
Surplus transferred to accumulated fund		658,264		662,780
Provision for non-recurring activities		-		(160,000)
Accumulated fund at 31 December		7,666,950		7,008,686

The income and expenditure account contains all the gains and losses in the year.

Table 17. RCVS Group Accounts - balance sheet as at 31 December 2006/2007

	GROUP	COLLEGE	GROUP	COLLEGE
	31/12/07	31/12/07	31/12/06	31/12/06
	£	£	£	£
FIXED ASSETS				
Tangible assets	3,583,115	3,583,115	3,655,974	3,655,974
Investments at cost				
- Listed Securities	1,176,907	1,176,907	1,154,830	1,154,830
- Subsidiary	-	2,000,002	-	2,000,002
	4,760,022	6,760,024	4,810,804	6,810,806
CURRENT ASSETS				
RCVS Trust Fund	-	-	204,044	204,044
Debtors and prepayments	181,531	181,531	114,586	114,586
Short-term deposits	6,190,115	6,188,405	4,674,377	4,672,690
	6,371,646	6,369,936	4,993,007	4,991,320
CREDITORS: amounts falling due within one year				
Annual fees received in advance	1,203,571	1,203,571	1,103,928	1,103,928
RCVS Trust Fund	8,473	8,473	-	-
Creditors and accruals	788,312	788,312	536,780	536,778
Subsidiary company	-	2,058,700	-	2,058,705
Taxation	55,431	55,421	20,164	20,164
	2,055,787	4,114,477	1,660,872	3,719,575
NET CURRENT ASSETS	4,315,859	2,255,459	3,332,135	1,271,745
TOTAL ASSETS LESS CURRENT LIABILITIES	9,075,881	9,015,483	8,142,939	8,082,551
CREDITORS: amounts falling due after more than one year				
Creditors and accruals	123,195	123,195	-	-
NET ASSETS - excluding pension liability	8,952,686	8,892,288	8,142,939	8,082,551
Pension liability	695,736	695,736	544,253	544,253
NET ASSETS - including pension liability	8,256,950	8,196,552	7,598,686	7,538,298
RESERVES				
Accumulated fund excluding pension liability	8,362,686	8,302,288	7,552,939	7,492,551
Pension reserve	(695,736)	(695,736)	(544,253)	(544,253)
Accumulated fund after pension reserve	7,666,950	7,606,552	7,008,686	6,948,298
Disciplinary reserve	430,000	430,000	430,000	430,000
Contingency reserve	160,000	160,000	160,000	160,000
	8,256,950	8,196,552	7,598,686	7,538,298

Table 18. Veterinary nursing and Awarding Body income and expenditure

ACTIVITIES YEAR ENDED 31 DECEMBER 2007	2007		2006	
	£	£	£	£
INCOME				
Awarding Body				
Enrolment	178,846		188,732	
Exam income	358,841		375,474	
Sundry including publication sales	29,853		22,172	
		567,540		586,378
Veterinary nursing				
Registration	74,974		72,030	
Annual retention (listing) fee	376,965		336,271	
Diploma exam income	25,841		15,367	
Sundry, including replacement certificates/badges	8,719		11,765	
		486,499		435,433
TOTAL INCOME		1,054,039		1,021,811
EXPENDITURE				
Awarding Body				
Salaries	259,229		262,239	
Exam costs	418,299		295,583	
QCA levy	14,100		14,240	
Postage, printing and stationery	794		41,313	
		692,422		613,375
Veterinary nursing				
Salaries and consultancy	137,525		125,824	
Diploma exam costs	12,968		10,833	
Meeting and travel costs	18,496		13,286	
Postage, printing and stationery	112,850		80,380	
VN badges and annual registration cards	8,454		1,747	
		290,293		232,070
TOTAL EXPENDITURE		982,715		845,445
Contribution to RCVS overhead costs and contingency reserve ¹		71,324		176,366

¹ Contribution to overhead costs includes computer hardware and software, maintenance, building costs, utilities and central support costs. Contingency reserve contributes to review and development activity, audit etc.

Corporate governance

The governing documents of the RCVS are the Veterinary Surgeons Act 1966 and a Royal Charter. The Charter establishes the College as an incorporated body able to own its own property, sue and be sued, affix a seal, etc. It provides for the management of the College through general meetings, Council and Committees and enables the College to employ staff. The Act deals with the composition of Council and election of Officers. Investment and financial responsibilities are set out in the Charter although the main source of income, the statutory levy (registration and retention fees) is provided for in the Act.

Council has established a framework within which Committees, Subcommittees, Boards and Working Parties deal with detail, referring strategic and important decisions to Council.

Auditors statement to the members of the Royal College of Veterinary Surgeons

We have examined the summarised accounts set out on pages 20 to 21.

Respective responsibilities of the Treasurer and Auditors

The Treasurer is responsible for the preparation of the summarised accounts. We have agreed to report our opinion on the summarised accounts' consistency with the full accounts, on which we reported to you on 5 June 2008.

Basis of opinion

We have carried out the procedures we consider necessary to ascertain whether the summarised accounts are consistent with the full accounts from which they have been prepared.

Opinion

In our opinion the summarised accounts are consistent with the full accounts for the year ended 31 December 2007.

Horwath Clark Whitehill LLP
Chartered Accountants and Registered Auditors
5 June 2008

Report by Council on the financial information on page 22

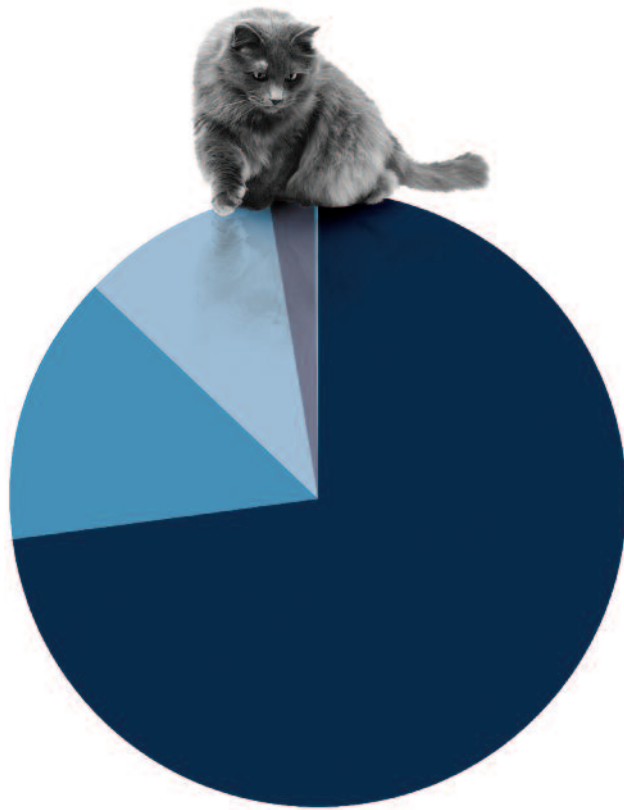
The financial information on page 22 is extracted from the full financial statements which were approved by Council and signed on its behalf on 5 June 2008. The auditors Horwath Clark Whitehill LLP gave an unqualified audit report on the full financial statements on 5 June 2008.

The auditors confirmed to Council that the financial information on page 22 is consistent with the full financial statements for the year ended 31 December 2007.

The financial information on page 22 may not contain sufficient information to gain a complete understanding of the financial affairs of the College. The full financial statements and auditors' report may be obtained from Mrs C McCann, Royal College of Veterinary Surgeons, Belgravia House, 62-64 Horseferry Road, London SW1P 2AF.



Printed by an ISO 14001-accredited printer using 100% vegetable-based inks on a totally chlorine-free PEFC-accredited stock www.sterlingsolutions.co.uk



Royal College of Veterinary Surgeons, Belgravia House, 62-64 Horseferry Road, London SW1P 2AF
T: 020 7222 2001 F: 020 7222 2004 E: admin@rcvs.org.uk www.rcvs.org.uk

