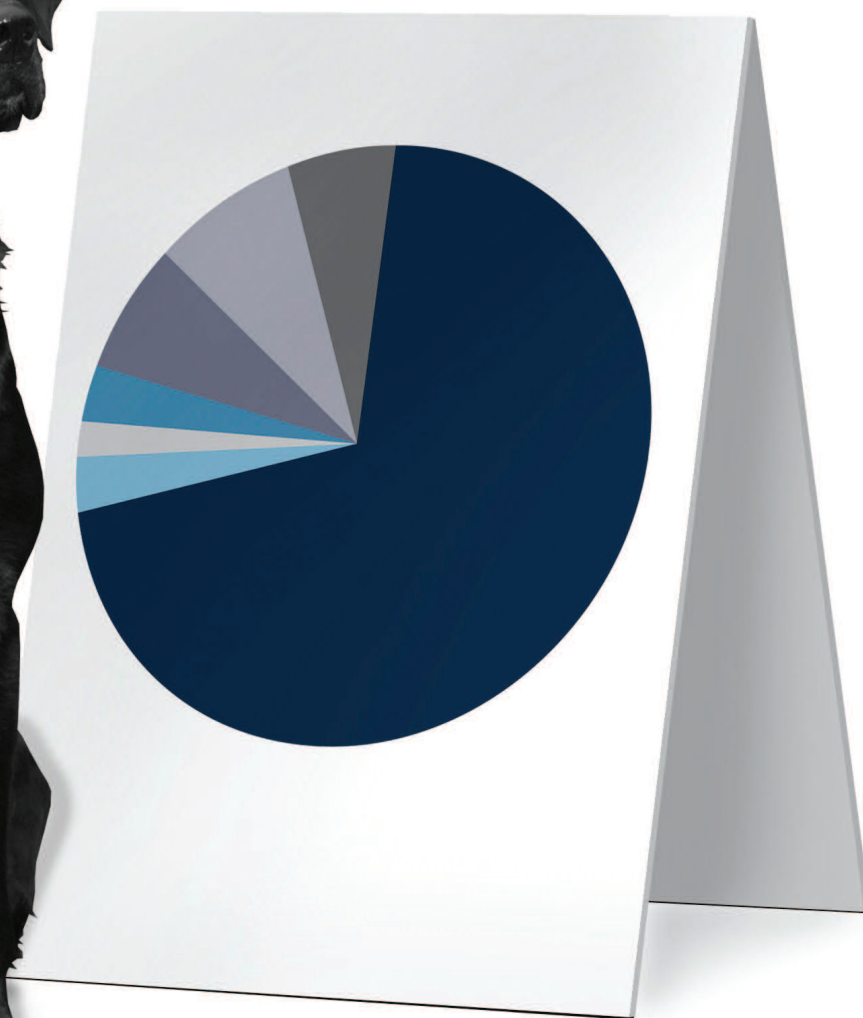


R C V S F A C T S

THE ANNUAL REPORT OF THE ROYAL COLLEGE OF VETERINARY SURGEONS: PART 2

2009



Welcome to *RCVS Facts*, Part 2 of our reporting on RCVS activities in 2009. Here you will find everything from the number of UK veterinary students, through the distribution of veterinary surgeons and veterinary nurses across the country, to our accounts for 2008.

For a more personal account of our activities, look out for *RCVS Review*, where you can read about six of our key projects through the eyes of those involved. It can be downloaded from www.rcvs.org.uk/review.

Year in review: 1 April 2008 to 31 March 2009



Profile of the professions

Numbers and distribution of the profession	4
Breakdown of members by category of registerable qualification	4
Breakdown of home-practising members by category of employment	4
Numbers of veterinary surgeons/veterinary nurses in the UK	5
Distribution of veterinary premises/PSS veterinary premises throughout the UK	5
Breakdown of principal RCVS membership categories	5
Breakdown of UK veterinary practice categories	5
Registration of veterinary surgeons	6
Trends in registration of veterinary surgeons	7
Home-practising members by age and gender	7
Fees for veterinary surgeons and veterinary nurses	8
Registration of veterinary surgeons and veterinary nurses	8

RCVS Awarding Body

Numbers of veterinary nursing training practices and VNACs	9
Student veterinary nurse candidate registrations	9
Veterinary nursing examination entries and pass rates	9
Level 3 practical examination entries and % pass rates	9
Numbers enrolling as student veterinary nurses and those going on to qualify	9

Education

Undergraduate student numbers	10
Number of enrolled candidates and those who have obtained Certificate qualifications	12
Number of enrolled candidates and those who have obtained Diploma qualifications	13
Current holders of RCVS postgraduate qualifications and awards	14
Successful Diploma holders by subject	14
Number of Diplomas in Advanced Veterinary Nursing awarded	14

Complaints, advice and disciplinary

Number and type of case examinations and PIC investigations	15
Average time (in weeks) taken to close complaints	15
Number and category of complaints and written requests for advice received	15
Summary of Disciplinary Committee hearings	16

Finance and accounts

Breakdown of income 2007	18
Breakdown of income 2008	18
Breakdown of expenditure 2007 and 2008	19
RCVS Group Accounts – activities year ended 31 December 2007/2008	20
RCVS Group Accounts – balance sheet as at 31 December 2007/2008	21
Veterinary nursing and Awarding Body income and expenditure	22
Corporate governance	23

Table 1. Numbers and distribution of the profession

Names entered on	31/3/08	Totals	31/3/09	Totals
General List I	16,593		17,009	
General List II	3,228		3,440	
Commonwealth List	2,350		2,294	
Foreign List	555		539	
Temporary List	19		20	
Supplementary Veterinary Register	9		9	
Total number of registrants		22,754		23,311
HOME-PRACTISING				
Government service ¹	872		844	
Universities and colleges	840		811	
Research institutes	21		24	
Industry and commerce	282		255	
Charities and trusts	386		438	
General practice or other ²	13,736		14,269	
		16,137		16,641
OVERSEAS-PRACTISING		2,547		2,606
NON-PRACTISING				
United Kingdom	2,327		2,422	
Overseas	498		514	
		2,825		2,936
REPUBLIC OF IRELAND³		1,158		1,158
OTHER				
Temporary List	19		20	
Supplementary Veterinary Register	9		9	
		28		29
Total number of registrants		22,754		23,311

Notes

General List I – members who have a recognised UK qualification.

General List II – members who have a scheduled EU qualification.

Commonwealth List – members who have an accepted Commonwealth qualification, or who have a Commonwealth qualification and have passed the RCVS Statutory Membership Examination.

Foreign List – members who have an accepted overseas qualification, or who have an overseas qualification and have passed the RCVS Statutory Membership Examination.

Temporary List – temporary members or visiting European veterinary surgeons.

Supplementary Veterinary Register – members who were, or were entitled to be, Registered Veterinary Practitioners prior to the introduction of the Veterinary Surgeons Act 1966.

¹ Includes the Scottish Agricultural College.

² This figure is calculated by subtraction and includes all members of the profession not allocated elsewhere, in addition to those in general practice. Estimates from our *Survey of the Profession 2006* indicated that about 91% of this group (12,985 in 2009) were likely to be in some form of general practice.

³ Veterinary surgeons resident in the Republic of Ireland who qualified before 1 June 1988 and remain RCVS members.

Figure 1. Breakdown of members by category of registerable qualification

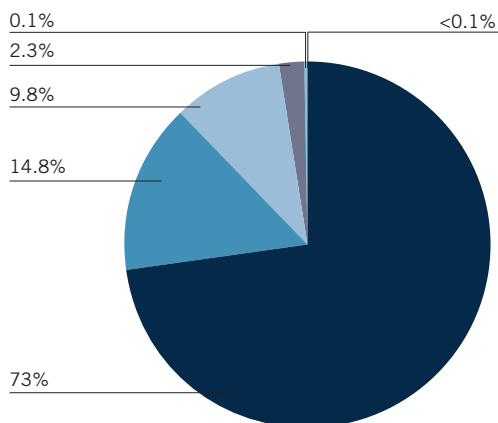
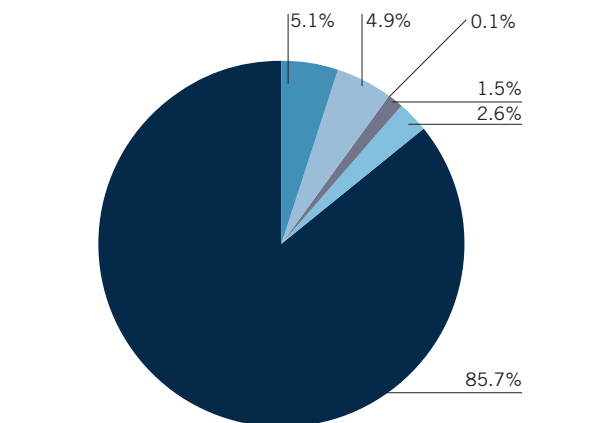
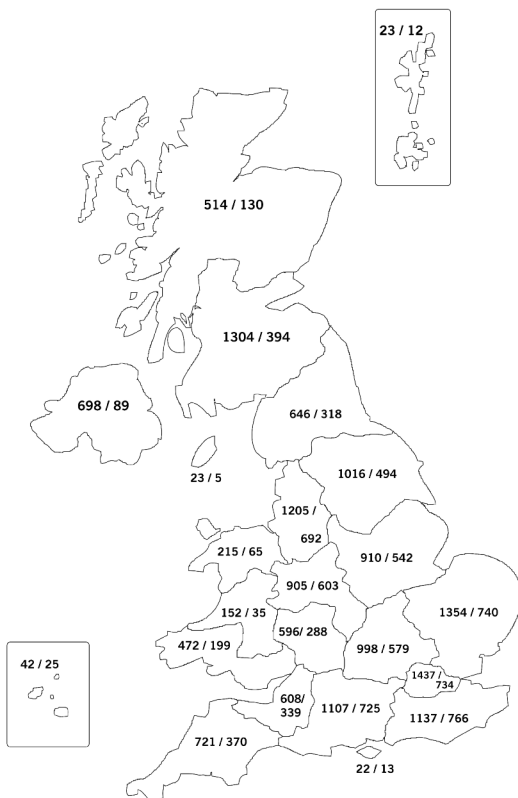


Figure 2. Breakdown of home-practising members by category of employment



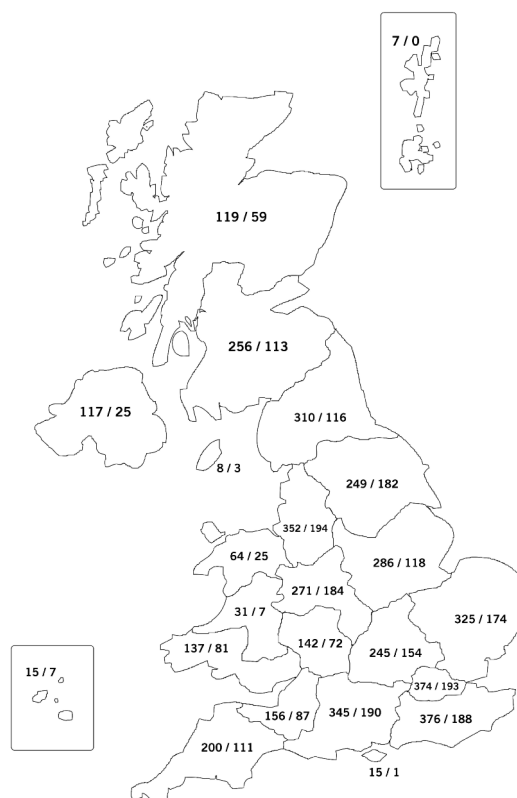
- General List I
- Foreign List
- General List II
- Temporary List
- Commonwealth List
- Supplementary Veterinary Register
- Government service
- Industry and commerce
- Universities and colleges
- Charities and trusts
- Research institutes
- General practice or other

Figure 3. Numbers of veterinary surgeons/veterinary nurses in the UK



Regions based on those used in the RCVS Directory of Veterinary Practices.

Figure 4. Distribution of veterinary premises/PSS veterinary premises throughout the UK



NB 119/59 = 119 veterinary premises in region, including 59 premises under the ambit of the Practice Standards Scheme (PSS).

Figure 5. Breakdown of principal RCVS membership categories

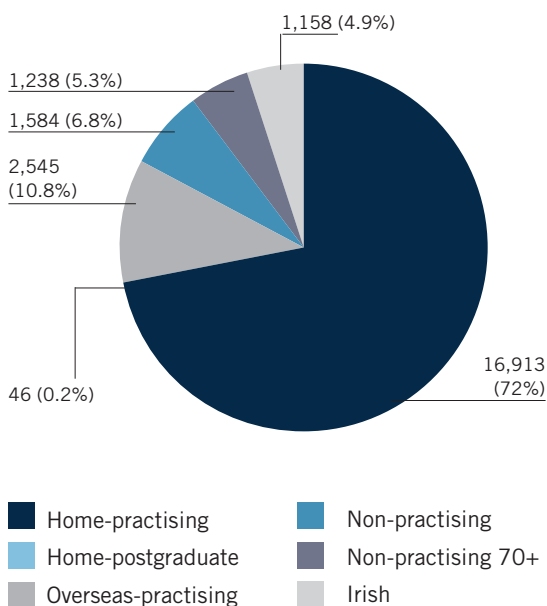


Figure 6. Breakdown of UK veterinary practice categories

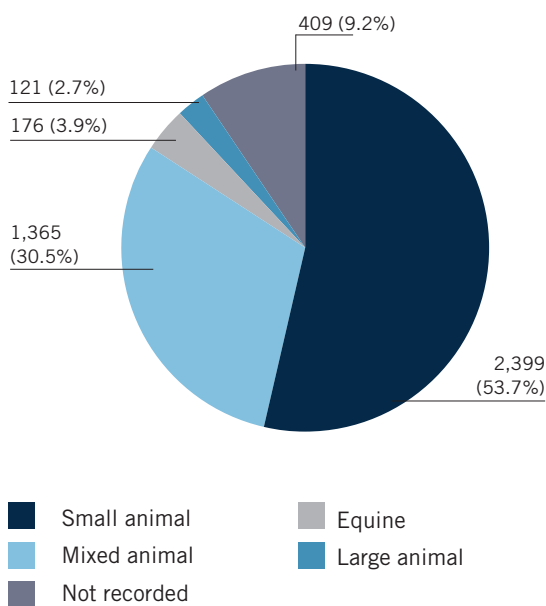


Table 2. Registration of Veterinary Surgeons 2003/04 – 2008/09

Annual Report Year	2003/04	2004/05	2005/06	2006/07	2007/08	2008/09
Overseas (Non-EU/EEA countries)						
Australia	131	255	129	121	101	83
Canada	6	5	8	7	6	4
New Zealand	31	37	40	27	38	19
South Africa	59	37	40	46	30	37
United States of America	22	12	11	17	15	12
Sub-total (Non-EU/EEA)	249	346	228	218	190	155
OVERSEAS (EU/EEA LIST)						
Austria	10	8	7	6	13	1
Belgium	18	18	27	34	26	20
Bulgaria ²				0	8	9
Cyprus ¹		0	0	0	0	0
Czech Republic ¹		5	12	11	8	4
Denmark	6	6	4	4	2	5
Estonia ¹		0	8	1	0	0
Finland	3	0	2	1	4	0
France	4	10	13	19	8	15
Germany	19	29	34	36	39	45
Greece	8	10	9	8	11	10
Hungary ¹		12	29	22	8	21
Iceland [EEA]	0	0	0	0	0	0
Ireland	54	51	45	34	36	35
Italy	21	27	56	48	54	62
Latvia ¹		0	3	9	4	2
Liechtenstein [EEA]	0	0	0	0	0	0
Lithuania ¹		0	14	17	6	7
Luxembourg	0	0	0	0	0	0
Malta ¹		0	0	0	0	0
Netherlands	11	20	15	22	15	5
Norway [EEA]	3	0	3	0	1	1
Poland ¹		28	104	103	90	35
Portugal	20	16	30	20	17	30
Romania ²				0	38	56
Slovakia ¹		21	51	43	32	21
Slovenia ¹		1	0	1	0	1
Spain	76	91	102	69	64	66
Sweden	3	3	2	1	1	0
Switzerland [EEA]	2	6	9	10	8	3
Sub-total (EU/EEA)	258	362	579	519	493	454
OVERSEAS (RCVS STATUTORY EXAMINATION FOR MEMBERSHIP)	11	14	14	18	12	13
Total overseas	518	722	821	755	695	622
UK graduates	493	587	565	569	628	630
Total number of registrations	1,011	1,309	1,386	1,324	1,323	1,252

¹ Not eligible for registration until 01/05/2004

² Not eligible for registration until 01/01/2007

These statistics are based on the country in which a registrant graduated and not their nationality at the time of their registration.

50 ...the percentage of new registrants who qualified in the UK

Figure 7. Trends in registration of veterinary surgeons

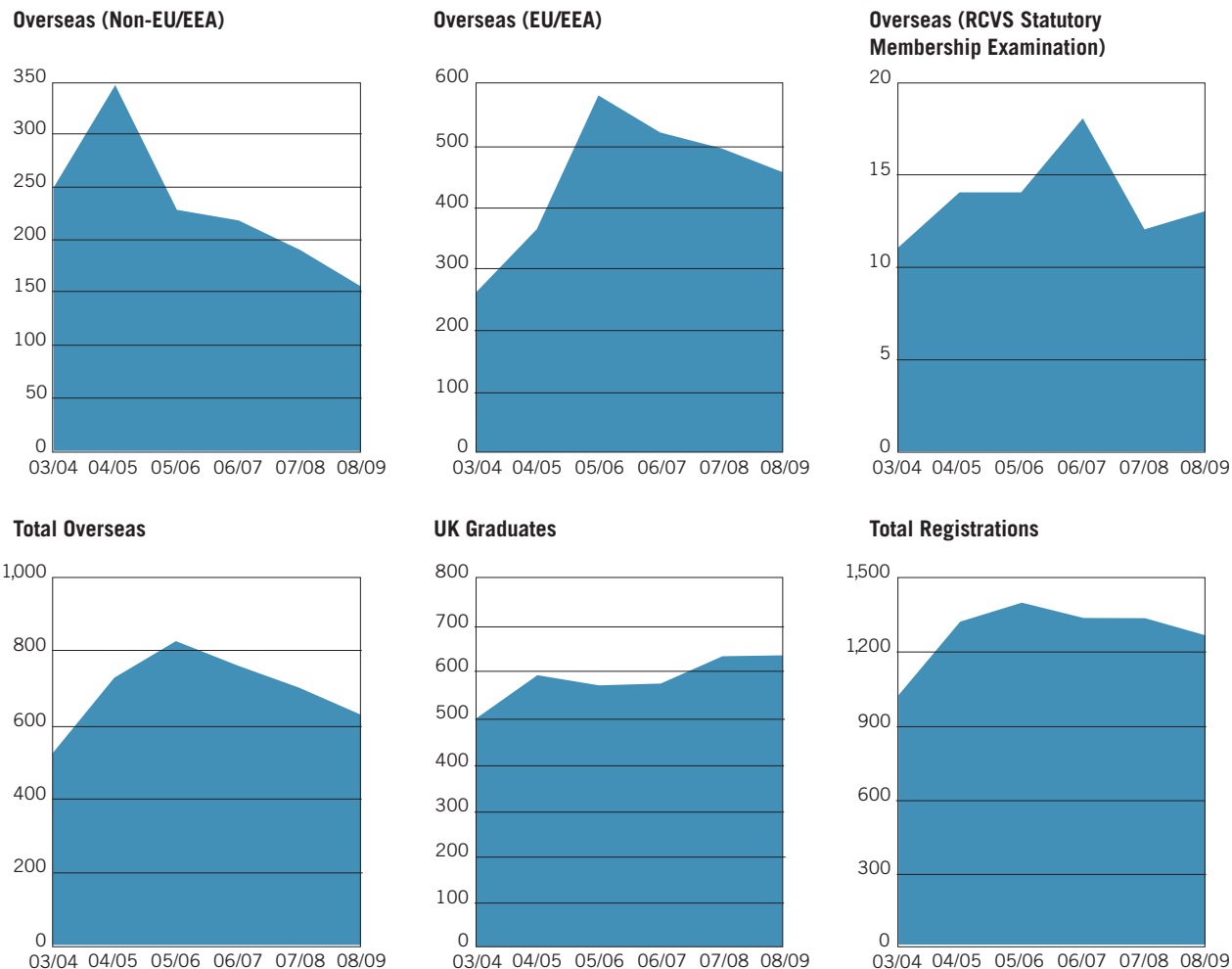


Figure 8. Home-practising members by age and gender

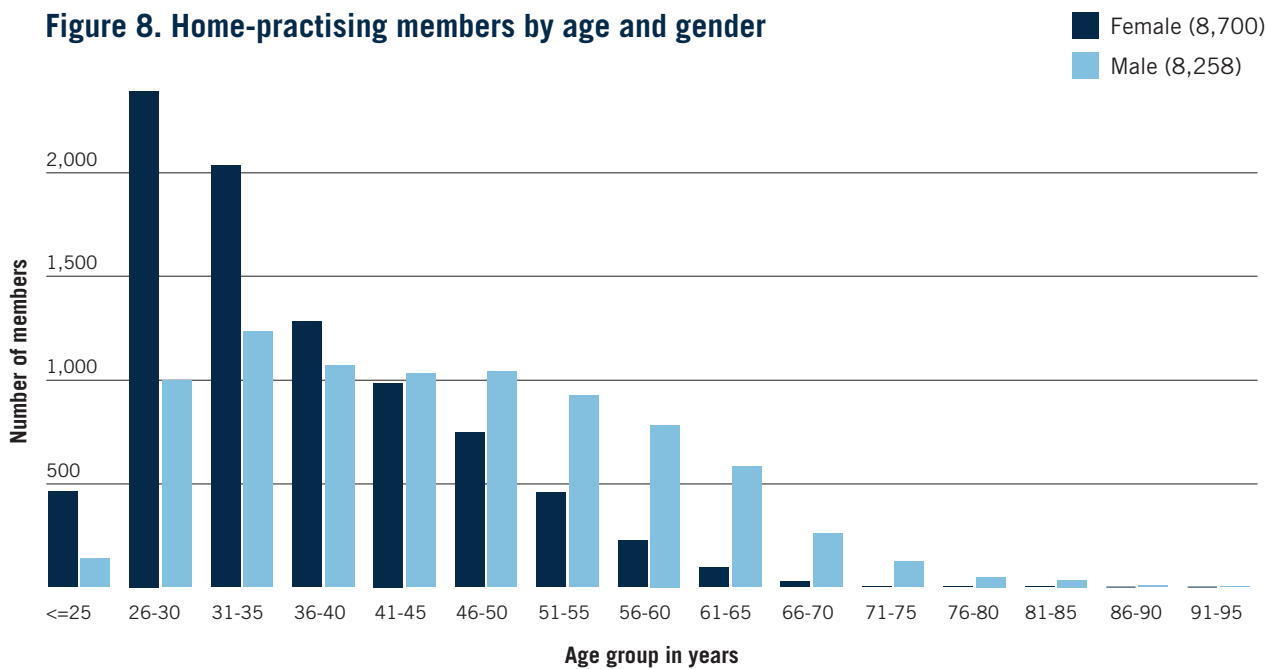


Table 3. Fees for veterinary surgeons and veterinary nurses

	01/04/08 (£)	01/04/09 (£)
VETERINARY SURGEONS		
REGISTRATION FEE¹	71	73
Temporary registration	285	294
ANNUAL RETENTION FEES		
Home-practising	285	294
Postgraduate	143	147
Overseas-practising	143	147
Non-practising	47	48
Non-practising (70+)	Free	Free
SVR (1948)	27	27
SVR (1966)	13	13
SVR retired	15	15
RESTORATION FEES		
Following voluntary removal ²	143	147
Following non-payment removal ³	285	294
VETERINARY NURSES		
Registration/listing fee	94	98
Annual retention fee	60	62
Restoration fee ⁴	94	98

SVR = Supplementary Veterinary Register.

¹ Plus proportion of home-practising retention fee expressed in quarters of the year.

² Plus proportion of relevant retention fee for the remaining year.

³ Plus full retention fee for membership category at time of removal.

⁴ Plus full retention fee.

Table 4. Registration of veterinary surgeons and veterinary nurses

Numbers are as of 31 March 2009, or for year ending 31 March 2009.

	2007	2008	2009
VETERINARY SURGEONS			
Total on Register	22,162	22,754	23,311
New registrations	1,324	1,323	1,252
Removed	1,140	818	1,157
Restored	202	236	243
VETERINARY NURSES			
Total on List	7,039	2,446	2,233
Total on Register ¹	–	5,030	6,174
Total on List/Register	7,039	7,476	8,407
Removed from List/Register	418	405	566

¹ The non-statutory Register of Veterinary Nurses opened on 1 September 2007.

598 ...the total number
of VN candidates
eligible to register

Table 5. Numbers of veterinary nursing training practices and VNACs

	01/01/07	01/01/08	01/01/09
Training practices	1,521	1,536	1,547
VNACs	47	46	44

Table 6. Student veterinary nurse candidate registrations

	2006	2007	2008
Total	991	1,039	1,063
% undergraduates	25%	22%	20%

Table 7. Veterinary nursing examination entries (pass rates: %)

	Summer						Winter					
	2006		2007		2008 ¹		2006		2007		2008 ¹	
	SA	Eq	SA	Eq	SA	Eq	SA	Eq	SA	Eq	SA	Eq
Level 2	767 (76)	20 (75)	695 (92)	14 (100)	677 (91)	23 (83)	353 (64)	17 (76)	365 (82)	2 –	340 (92)	3 –
Level 3	771 (69)	21 (71)	700 (93)	11 (100)	570 (94)	10 (100)	516 (62)	4 (100)	493 (83)	18 (100)	275 (95)	– –
Totals	1,538	41	1,395	25	1,247	33	869	21	858	20	615	3

SA = small animal; Eq = equine.

¹% pass rate for first-attempt candidates only.**Table 8. Level 3 practical examination entries and % pass rates**

	March		June		September		December	
	SA	Eq	SA	Eq	SA	Eq	SA	Eq
Total entries	68	0	235	12	283	0	280	3
First-attempt candidates	1	–	179	9	214	–	171	1
% pass rate ¹	100	–	79	78	63	–	73	0

¹% pass rate for first-attempt candidates only.**Table 9. Numbers enrolling as student veterinary nurses and those going on to qualify**

	2002-04	2003-05	2004-06	2005-07	2006-08
No enrolled	947	1,004	1,132	1,044	991
No eligible to List/Register	788	824	673	788	598
% eligible	83%	82%	60%	76%	60%

A more detailed *Annual Report* for the Awarding Body is available online at www.rcvs.org.uk/abreport.

Table 10. Undergraduate student numbers 2008 to 2009

UK veterinary school students		Admissions to the first year of the veterinary course in 2008/2009			Admissions to the second or later year of the veterinary course in 2008/2009			Students admitted with a degree		
		M	F	Total	M	F	Total	M	F	Total
Bristol	UK	17	85	108	0	0	0	0	0	0
	EU	1	3		0	0		0	0	
	Overseas	0	2		0	0		0	0	
Cambridge	UK	18	52	74	0	2	2	0	2	2
	EU	0	0		0	0		0	0	
	Overseas	0	4		0	0		0	0	
Edinburgh	UK	22	62	101	2	15	49	3	19	64
	EU	1	2		0	4		3	5	
	Overseas	1	13		5	23		5	29	
Glasgow	UK	31	51	127	0	0	0	0	2	35
	EU	0	0		0	0		0	1	
	Overseas	8	37		0	0		6	26	
Liverpool	UK	21	81	104	4	24	28	5	23	28
	EU	0	2		0	0		0	0	
	Overseas	0	0		0	0		0	0	
London	UK	38	132	198	6	29	36	7	38	68
	EU	2	5		1	0		1	0	
	Overseas	3	18		0	0		3	19	
Nottingham¹	UK	24	68	98	0	0	0	2	9	11
	EU	0	1		0	0		0	0	
	Overseas	1	4		0	0		0	0	
TOTALS		188	622	810	18	97	115	35	173	208

¹ Nottingham University's School of Veterinary Medicine and Science opened in 2006, hence student figures are available for the first three years of the course only. The RCVS is currently working with Nottingham to ensure that its degree meets RCVS requirements; it will consider Nottingham's veterinary degree for approval in 2011 when the first cohort of students will be in their final year.

² Total numbers of students in the six-year degree course at Cambridge, both the five-year and six-year degree courses at London, and the five-year degree courses at the other veterinary schools. These totals also include students on preparatory 'year-zero' courses. Bristol admitted 5 students: 2 UK males and 3 UK females; RVC admitted 37 students: 10 UK males and 27 UK females; and Nottingham admitted 26 students: 4 UK males, 18 UK females, 2 EU males, 1 EU female, and 1 other overseas male.

³ All Cambridge students taking the six-year VetMB degree spend their third year taking the Cambridge tripos, leading to a BA degree.

All data supplied to the RCVS by the veterinary schools, as required by Section 5(5) of the Veterinary Surgeons Act 1966.

Total numbers attending the veterinary degree course ²			Veterinary students taking an intercalated science course in 2008/2009			Numbers of intercalated degree holders ³			Numbers of students obtaining a veterinary degree in 2008		
M	F	Total	M	F	Total	M	F	Total	M	F	Total
92	413	521	3	19	22	2	18	20	24	71	97
3	7		0	0		0	0		1	0	
2	4		0	0		0	0		0	1	
98	286	397	0	0	0	0	0	0	19	39	58
0	5		0	0		0	0		0	0	
1	7		0	0		0	0		0	0	
100	358	634	3	4	9	4	24	29	18	84	113
2	8		0	2		0	0		1	1	
18	148		0	0		0	1		3	6	
134	261	590	0	1	2	3	3	6	18	61	98
0	0		0	0		0	0		0	1	
46	149		1	0		0	0		5	13	
122	444	579	4	14	18	16	25	41	25	66	93
2	7		0	0		0	0		1	0	
1	3		0	0		0	0		0	1	
197	858	1169	0	6	6	13	39	55	24	145	181
4	21		0	0		0	2		0	1	
18	71		0	0		0	1		1	10	
61	233	314	n/a	n/a	0	n/a	n/a	0	n/a	n/a	0
3	6		n/a	n/a		n/a	n/a		n/a	n/a	
2	9		n/a	n/a		n/a	n/a		n/a	n/a	
906	3,298	4,204	11	46	57	38	113	151	140	500	640

23

*...the percentage
of male veterinary
students in 2008*

Table 11. Number of enrolled candidates and those who have obtained Certificate qualifications as at 31 December 2008

Certificate subject	Total number of enrolled candidates	Enrolled candidates who have obtained approval to sit the examination	Total certificates awarded since inception of subject
Animal Welfare Science, Ethics & Law	20	1	43
Bovine Reproduction ¹	0	0	17
Cattle Health & Production	60	15	116
Equine Medicine (Int. Med.)	41	13	50
Equine Medicine (Stud Med.)	26	6	19
Equine Orthopaedics ¹	0	0	21
Equine Practice	67	18	116
Equine Stud Medicine ¹	0	0	22
Equine Surgery (Orth.)	36	16	53
Equine Surgery (Soft Tissue)	22	5	26
Fish Health & Production	0	0	2
Laboratory Animal Science	14	8	85
Pig Medicine	12	4	43
Poultry Medicine & Production	5	1	11
Sheep Health & Production	12	1	68
Small Animal Cardiology ¹	0	0	29
Small Animal Dermatology ¹	0	0	71
Small Animal Orthopaedics ¹	0	0	96
Small Animal Medicine	266	51	189
Small Animal Surgery	248	68	215
State Veterinary Medicine	0	0	6
Veterinary Anaesthesia	53	25	193
Veterinary Cardiology	65	12	75
Veterinary Dermatology	50	13	85
Veterinary Diagnostic Imaging	50	7	34
Veterinary Ophthalmology	75	15	170
Veterinary Public Health (Meat Hygiene)	0	0	18
Veterinary Public Health (Food Hygiene)	3	2	4
Veterinary Radiology ¹	0	0	269
Veterinary Reproduction	1	0	3
Zoological Medicine	34	9	58
Total (Certificates)	1,160	290	2,207

¹ These subjects have been superseded by new RCVS qualifications and are no longer available.

NB All Certificate subjects replaced by new RCVS modular Certificate in Advanced Veterinary Practice from 1 November 2007, hence, no further enrolments after this date.

Table 12. Number of enrolled candidates and those who have obtained Diploma qualifications as at 31 December 2008

Diploma subject	Total number of enrolled candidates	Enrolled candidates who have obtained approval to sit the examination	Total diplomas awarded since inception of subject ¹
Animal Welfare Science, Ethics & Law	9	4	6
Cattle Health & Production	14	5	15
Equine Internal Medicine	1	0	5
Equine Orthopaedics	4	2	11
Equine Soft Tissue Surgery	3	0	6
Equine Stud Medicine	1	1	6
Fish Health & Production	0	0	0
Laboratory Animal Science	4	0	23
Pig Medicine	1	0	12
Poultry Medicine & Production	1	0	6
Sheep Health & Production	2	0	10
Small Animal Medicine ²	7	4	31
Small Animal Medicine (Feline) ²	0	0	8
Small Animal Orthopaedics ³	0	0	11
Small Animal Surgery (Orth.)	17	5	18
Small Animal Surgery (Soft Tissue)	2	0	15
State Veterinary Medicine	0	0	1
Veterinary Anaesthesia ²	4	2	71
Veterinary Cardiology	6	2	17
Veterinary Dermatology ²	3	0	19
Veterinary Diagnostic Imaging ²	1	1	6
Veterinary Ophthalmology ²	6	1	21
Veterinary Public Health (Meat Hygiene)	0	0	5
Veterinary Radiology ³	0	0	101
Veterinary Reproduction ²	0	0	3
Zoological Medicine	8	1	14
Total (Diplomas)	94	28	441

¹ These figures include the following numbers of Foundation Diplomates: Equine Orthopaedics – 2; Equine Stud Medicine – 3; Laboratory Animal Science – 5; Pig Medicine – 5; Poultry Medicine & Production – 5; Small Animal Orthopaedics – 4; Veterinary Anaesthesia – 3; Veterinary Cardiology – 2; Veterinary Dermatology – 5; Veterinary Ophthalmology – 4; Veterinary Radiology – 5.

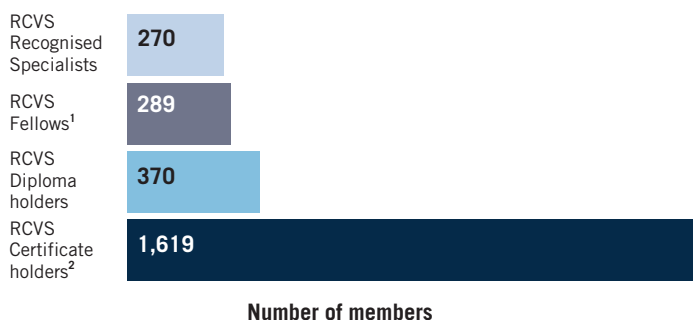
² These subjects have been subsumed by the Diplomas of the respective European Colleges. No further enrolments after 1 November 2007.

³ These subjects have been superseded by new RCVS qualifications and are no longer available.

315

...the number of enrolments for the Certificate in Advanced Veterinary Practice

Figure 9. Current holders of RCVS postgraduate qualifications and awards



¹ Includes 32 Honorary Fellows.

² Does not include those who have subsequently gained a Diploma in the same subject. NB Members may also possess a Certificate, Diploma or specialism in a different subject area.

Table 13. Successful Diploma holders by subject 2009

Diploma in Cattle Health and Production
James Eric Breen BVSc PhD DCHP MRCVS
Diploma in Equine Soft Tissue Surgery
Safia Zarin Barakzai BVSc DipECVS MSc DESTS MRCVS
Diploma in Small Animal Medicine (Feline)
Charlotte Dye BVM&S DSAM(Fel) MRCVS
Eleanor Jane Mardell MA VetMB DSAM(Fel) MRCVS
Nicola Reed BVM&S CertVR DSAM(Fel) MRCVS
Diploma in Small Animal Surgery (Soft Tissue)
Ivan Carl Patrick Doran BVSc DSAS(Soft Tissue) MRCVS
Diploma in Veterinary Cardiology
Geoffrey Jonathan Culshaw BVMS DVC MRCVS
Rachel Anne James MA VetMB CertSAM DVC MRCVS
Diploma in Zoological Medicine (Mammalian)
Lesa Angela Longley BVM&S DZooMed(Mammalian) MRCVS

Table 14. Number of Diplomas in Advanced Veterinary Nursing awarded

	2006	2007	2008
DipAVN(Medical)	11	12	10
DipAVN(Surgical)	20	18	10

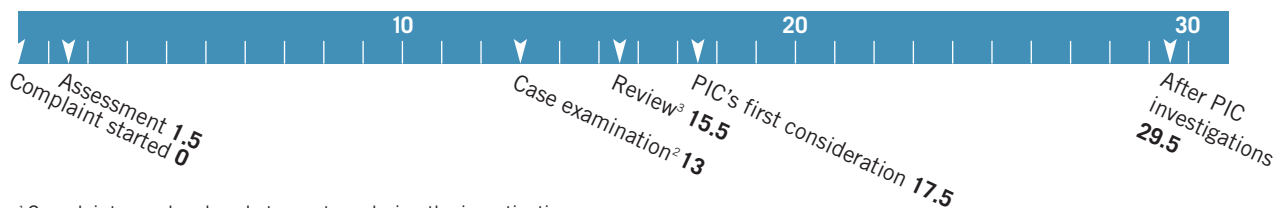
Table 15. Number and type of case examinations and Preliminary Investigation Committee (PIC) investigations

	2008	2009
In-house investigations	42	36
Informal interviews	15	0
Formal interviews	1	0
Announced visits	15	11 (including 46 interviews)
Unannounced visits	6	8 (including 13 interviews)
Referrals to external solicitors	17	17

NB The new complaints procedure provides for investigation at an earlier stage and, therefore, investigations may take place before initial consideration by the PIC. In addition, any interviews now take place during a visit to the practice and complainant.

Figure 10. Average time (in weeks) taken to close complaints¹

This chart highlights average completion times for each stage shown, based on the 675 complaints closed during the year under review.



¹ Complaints can be closed at any stage during the investigation process.

² Formerly 'Preliminary screening'.

³ Of the assessment or case examination stages.

Figure 11. Number and category of complaints and written requests for advice received

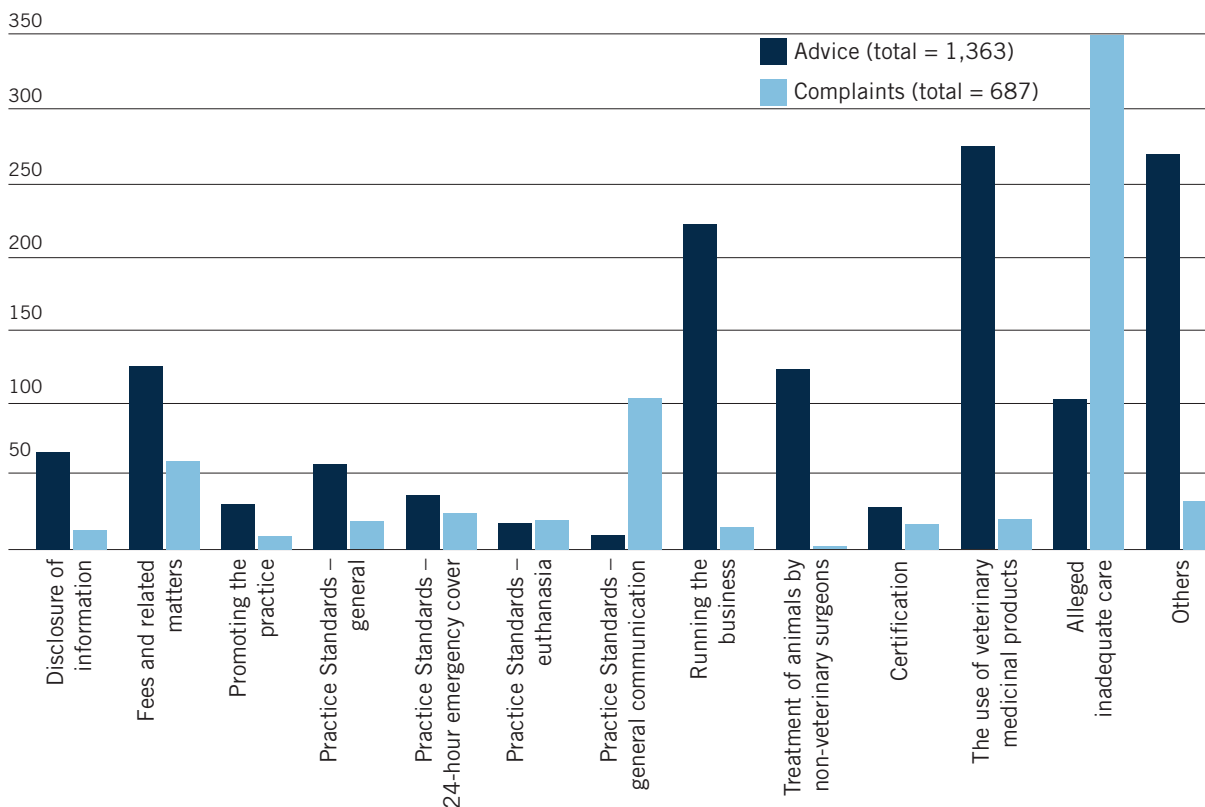


Table 16. Summary of Disciplinary Committee (DC) hearings

Date ¹	Name	Complaint concerning
18/04/08	Mr Russell L Oakes	Fraudulent registration.
29/04/08 – 02/05/08 & 28/07/08	Mr Leslie Higgott	Inadequate care; lack of courtesy to a client; failure to obtain informed consent to use off-label medication; failure to heed RCVS advice regarding continuing professional development and record-keeping.
16/06/08 – 19/06/08	Mr Marthinus R Botes and Mr Marius R Louw	Alleged failure to provide adequate ongoing assessment and care overnight.
03/09/08 – 04/09/08	Mr William A Baird	Restoration application. (Removed from Register in 2007 for failure to provide adequate 24-hour cover; failure to make a home visit.)
02/10/08	Mr Lyndon A Basha	Resumed hearing following postponement of judgment for two years with undertakings from Mr Basha (10/11/06).
26/01/09 – 30/01/09	Mr Iwan W Parry	Dishonest certification in relation to bovine tuberculin testing.
23/02/09 – 25/02/09	Dr Janos Nemeth	Fraudulent registration.
26/02/09	Mr Seamus M Fegan	Restoration application. (Removed from Register in 2003 following criminal convictions relating to false certification.)
Appeal to the Privy Council		
09/06/08	Mr John B Williams	Privy Council Appeal against DC decision to remove name from Register for reckless certification.
Other court matters		
16/06/08	Mr Maurice Kirk	Application for Judicial Review of DC decision to refuse to hear a restoration application which had no reasonable grounds for success.
21/10/08	Mr Joseph L Holmes	Judicial Review of DC interim decision.

¹ Average time between complaint being lodged and DC hearing was 11 months.

² The cost of the case to the RCVS includes all external legal costs and the costs of the Disciplinary Committee, but excludes RCVS staff costs. Costs have not been incurred exclusively in the financial year (1 January 2008 – 31 December 2008) or the Annual Report year (1 April 2008 – 31 March 2009) and may have been incurred in previous years. Costs associated with appeals to the Privy Council are shown separately where the appeal has concluded. All costs are rounded to the nearest £1,000.

Outcome	Reported	Cost (£) ²
Hearing adjourned, awaiting outcome of criminal proceedings.	RCVSONline 22/04/08 <i>RCVS News</i> (Jun 08)	23,000
Direction to remove name from Register.	RCVSONline 09/05/08 & 30/07/08 <i>RCVS News</i> (Jun 08 & Nov 08)	69,000
Charge dismissed against Mr Louw. Direction to suspend Mr Botes from Register for six months.	RCVSONline 24/06/08	50,000
Application accepted – name restored to Register.	RCVSONline 05/09/08 <i>RCVS News</i> (Nov 08)	33,000
No further action to be taken in relation to charges relating to clinical matters. Exceptionally, a reprimand in relation to charges of false certification.	RCVSONline 07/10/08 <i>RCVS News</i> (Nov 08)	11,000
Due to mitigation, direction to suspend from Register for one month.	RCVSONline 03/02/09 <i>RCVS News</i> (Mar 09)	56,000
Direction to remove name from Register. (Appeal to Privy Council lodged.)	RCVSONline 02/03/09 <i>RCVS News</i> (Mar 09)	22,000
Application accepted – name restored to Register.	RCVSONline 02/03/09 <i>RCVS News</i> (Mar 09)	10,000
DC decision upheld.	RCVSONline 12/06/08	51,000
Application dismissed.	<i>RCVS News</i> (Nov 08)	13,000
Stayed pending the outcome of DC hearing.	<i>RCVS News</i> (Jun 08 & Nov 08)	41,000

22

*...the number of
days on which the
Disciplinary
Committee sat*

Financial statements

Introduction

The summarised income and expenditure account on page 20 shows a net surplus of £868,191 for the year.

Income

- Total income for the year was £7,530,917 compared with £6,969,907 in 2007, an overall increase of 8%. The largest source of income is the Statutory Annual Retention Fee paid by RCVS members.
- Veterinary Nursing Registration income is higher in 2008, following the opening of the Register in 2007.

- Changes were made to the RCVS Awarding Body exams in 2008. Separate fees are charged for written papers and practical exams. The VN practical exams are now held four times a year over weekends and e-assessment has been introduced for the written sections.
- Registration for the new Register of Veterinary Practice Premises started in November 2008. Income received from these registrations has been carried forward to 2009 as the Register opened on 1 April 2009.

An analysis of all the sources of income is shown in figures 12 and 13.

Figure 12.
Breakdown of income 2007 (%)

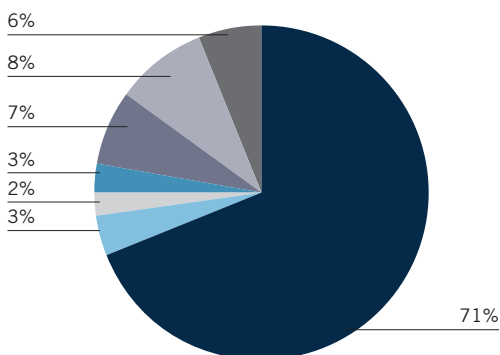
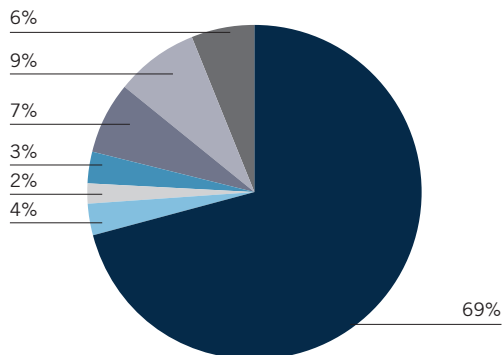


Figure 13.
Breakdown of income 2008 (%)



- Income of members
- Examination fees
- Other income
- Practice Standards income
- Veterinary nursing
- Awarding Body income
- Interest and investment income

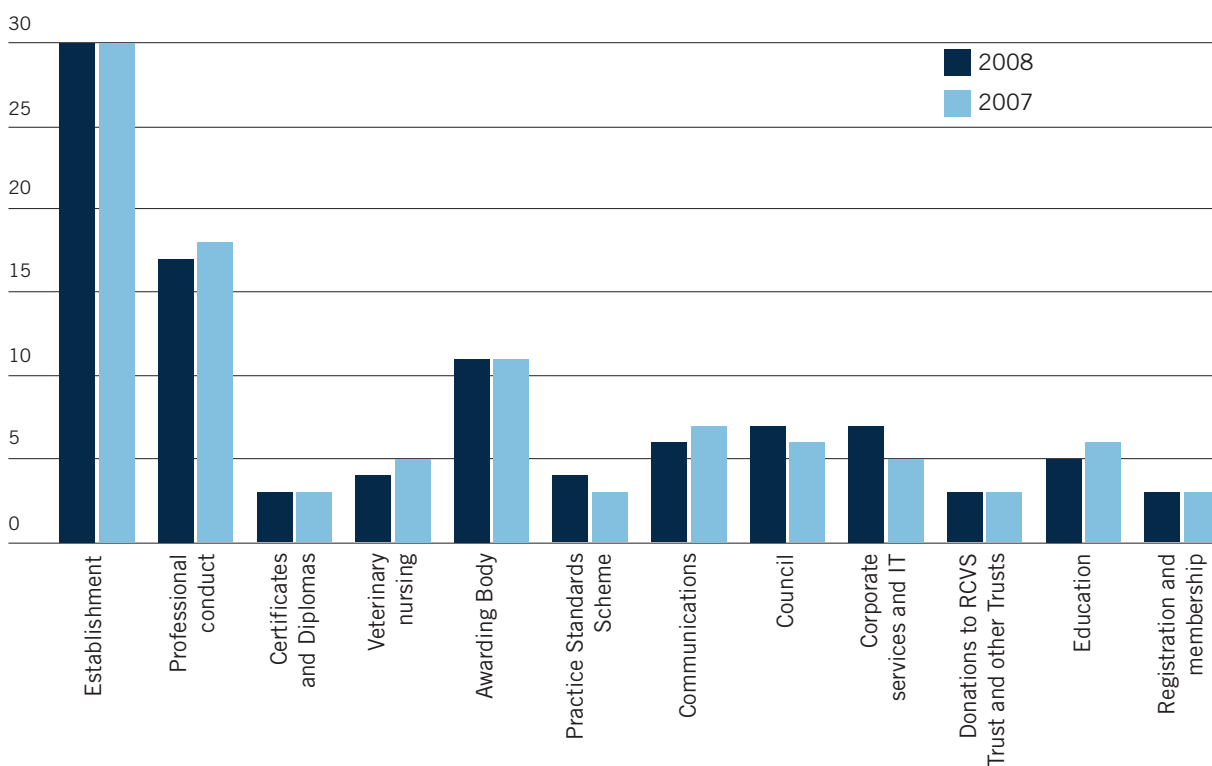
Expenditure

- Total expenditure for the year, before depreciation, was £6,393,135 compared with £6,081,299 in 2007, an increase of 5%.
- A consultation exercise was undertaken during the year seeking members' views and concerns about the provision of 24-hour emergency cover. This was a one-off cost, but we will begin to undertake a full survey of the profession in 2009, with the bulk of the work being carried out in 2010.

- Repairs include the costs incurred repairing the front of the building, refitting the computer server room and continuing works on electrical fittings.

An analysis of expenditure is shown in figure 14.

Figure 14. Breakdown of expenditure (%)



Summarised accounts

These summarised accounts inevitably contain only some of the information about our affairs and those of our subsidiary. The full annual accounts and the auditors' report on those accounts should be consulted for further information. Copies of these can be obtained from the

Finance Department, Royal College of Veterinary Surgeons, Belgravia House, 62-64 Horseferry Road, London SW1P 2AF. The full accounts were approved on behalf of the Council on 4 June 2009 and received an unqualified report from Horwath Clark Whitehill LLP.

Table 17. RCVS Group Accounts – activities year ended 31 December 2008/2007

	2008		2007	
	£	£	£	£
INCOME				
Members (including Recognised Specialists)	5,221,385		4,892,024	
RCVS Awarding Body	670,172		567,540	
Veterinary nursing	564,467		486,499	
RCVS examination fees	264,171		229,152	
Practice Standards Scheme	198,975		184,821	
Interest and investment	452,811		452,952	
Publications and other income	158,936		156,919	
		7,530,917		6,969,907
EXPENDITURE				
Statutory and regulatory functions	1,267,584		1,140,238	
RCVS Awarding Body	690,908		692,422	
Veterinary nursing expenditure	282,503		290,293	
RCVS examination costs	176,258		167,429	
Establishment running costs	553,651		549,843	
Administration	3,196,055		3,032,158	
Support for RCVS Trust and other Trusts	199,839		182,525	
Subscriptions and European activity	26,337		26,391	
	6,393,135		6,081,299	
Depreciation	295,011		280,849	
		6,688,146		6,362,148
Surplus before taxation		842,771		607,759
Taxation		27,181		53,776
Surplus after taxation		815,590		553,983
Surplus on sale of investments		36,601		30,281
Pension scheme actuarial gain (FRS 17)		16,000		74,000
Surplus transferred to accumulated fund		868,191		658,264
Accumulated fund at 1 January		7,666,950		7,008,686
Surplus transferred to accumulated fund		868,191		658,264
Accumulated fund at 31 December		8,535,141		7,666,950

The income and expenditure account contains all the gains and losses in the year.

Table 18. RCVS Group Accounts – balance sheet as at 31 December 2008/2007

	GROUP	COLLEGE	GROUP	COLLEGE
	31/12/08	31/12/08	31/12/07	31/12/07
	£	£	£	£
FIXED ASSETS				
Tangible assets	3,434,176	3,434,176	3,583,115	3,583,115
Investments at cost				
– Listed Securities	2,214,804	2,214,804	1,176,907	1,176,907
(Market value £2,347,365 [2007 - £1,744,080])				
– Subsidiary	–	2,000,002	–	2,000,002
	5,648,980	7,648,982	<u>4,760,022</u>	<u>6,760,024</u>
CURRENT ASSETS				
RCVS Trust Fund	24,323	24,323	–	–
Debtors and prepayments	151,619	151,619	181,531	181,531
Short-term deposits	6,134,911	6,134,911	6,190,115	6,188,405
	6,310,853	6,310,853	<u>6,371,646</u>	<u>6,369,936</u>
CREDITORS: amounts falling due within one year				
Annual fees received in advance	1,303,975	1,303,975	1,203,571	1,203,571
RCVS Trust Fund	–	–	8,473	8,473
Creditors and accruals	586,792	586,792	788,312	788,312
Subsidiary company	–	2,060,400	–	2,058,700
Taxation	41,110	41,110	55,431	55,421
	1,931,877	3,992,277	<u>2,055,787</u>	<u>4,114,477</u>
NET CURRENT ASSETS	4,378,976	2,318,576	<u>4,315,859</u>	<u>2,255,459</u>
TOTAL ASSETS LESS CURRENT LIABILITIES	10,027,956	9,967,558	9,075,881	9,015,483
CREDITORS:				
amounts falling due after more than one year				
Creditors and accruals	82,130	82,130	123,195	123,195
NET ASSETS – excluding pension liability	9,945,826	9,885,428	8,952,686	8,892,288
Pension liability	820,685	820,685	695,736	695,736
NET ASSETS – including pension liability	9,125,141	9,064,743	<u>8,256,950</u>	<u>8,196,552</u>
RESERVES				
Accumulated fund excluding pension liability	9,355,826	9,295,428	8,362,686	8,302,288
Pension reserve	(820,685)	(820,685)	(695,736)	(695,736)
Accumulated fund after pension reserve	8,535,141	8,474,743	7,666,950	7,606,552
Disciplinary reserve	430,000	430,000	430,000	430,000
Contingency reserve	160,000	160,000	160,000	160,000
	9,125,141	9,064,743	<u>8,256,950</u>	<u>8,196,552</u>

The Group accounts include both the College and Circleglide Limited, a wholly owned subsidiary.

Table 19. Veterinary nursing and Awarding Body income and expenditure

ACTIVITIES YEAR ENDED 31 DECEMBER 2008	2008		2007	
	£	£	£	£
INCOME				
Awarding Body				
Enrolment	198,218		178,846	
Exam income	428,474		358,841	
Sundry including publication sales	43,480		29,853	
		670,172		567,540
Veterinary nursing				
Registration	112,358		74,974	
Annual retention (listing) fee	428,109		376,965	
Diploma exam income	8,470		25,841	
Sundry, including replacement certificates/badges	15,530		8,719	
		564,467		486,499
TOTAL INCOME		1,234,639		1,054,039
EXPENDITURE				
Awarding Body				
Salaries	290,338		259,229	
Exam costs	392,528		432,399	
Postage, printing and stationery	8,042		794	
		690,908		692,422
Veterinary nursing				
Salaries and consultancy	143,514		137,525	
Diploma exam costs	7,254		12,968	
Meeting and travel costs	19,776		18,496	
Postage, printing and stationery	109,473		112,850	
VN badges and annual registration cards	2,486		8,454	
		282,503		290,293
TOTAL EXPENDITURE		973,411		982,715
Contribution to RCVS overhead costs and contingency reserve ¹		261,228		71,324

¹ Contribution to overhead costs includes computer hardware and software, maintenance, building costs, utilities and central support costs. Contingency reserve contributes to review and development activity, audit etc.

Corporate governance

The governing documents of the RCVS are the Veterinary Surgeons Act 1966 and a Royal Charter. The Charter establishes the College as an incorporated body able to own its own property, sue and be sued, affix a seal, etc. It provides for the management of the College through general meetings, Council and Committees and enables the College to employ staff. The Act deals with the composition of Council and election of Officers. Investment and financial responsibilities are set out in the Charter although the main source of income, the statutory levy (registration and retention fees) is provided for in the Act.

Council has established a framework within which Committees, Sub-committees, Boards and Working Parties deal with detail, referring strategic and important decisions to Council.

Auditors' statement to the Members of the Royal College of Veterinary Surgeons

We have examined the summarised accounts set out on pages 20 to 21.

Respective responsibilities of the Treasurer and Auditors

The Treasurer is responsible for the preparation of the summarised accounts. We have agreed to report our opinion on the summarised accounts' consistency with the full accounts, on which we reported to you on 4 June 2009.

Basis of opinion

We have carried out the procedures we consider necessary to ascertain whether the summarised accounts are consistent with the full accounts from which they have been prepared.

Opinion

In our opinion the summarised accounts are consistent with the full accounts for the year ended 31 December 2008.

Horwath Clark Whitehill LLP
Chartered Accountants and Registered Auditors
4 June 2009

Report by Council on the financial information on page 22

The financial information on page 22 is extracted from the full financial statements which were approved by Council and signed on its behalf on 4 June 2009. The auditors Horwath Clark Whitehill LLP gave an unqualified audit report on the full financial statements on 4 June 2009.

The auditors confirmed to Council that the financial information on page 22 is consistent with the full financial statements for the year ended 31 December 2008.

The financial information on page 22 may not contain sufficient information to gain a complete understanding of the financial affairs of the College. The full financial statements and auditors' report may be obtained from the Finance Department, Royal College of Veterinary Surgeons, Belgravia House, 62-64 Horseferry Road, London SW1P 2AF.



Printed by an ISO 14001-accredited printer using 100% vegetable-based inks on a totally chlorine-free PEFC-accredited stock www.sterlingsolutions.co.uk



Design: oceaninsider 020 7061 6314 www.ocean-design.com

Royal College of Veterinary Surgeons, Belgravia House, 62-64 Horseferry Road, London SW1P 2AF
T: 020 7222 2001 F: 020 7222 2004 E: admin@rcvs.org.uk www.rcvs.org.uk

