

RCVS FACTS

FACTS AND FIGURES FROM THE ROYAL COLLEGE OF VETERINARY SURGEONS

2014



Welcome to *RCVS Facts* 2014.

Here you will find everything from the number of UK veterinary students, through the distribution of veterinary surgeons and nurses across the UK, to a summary of the number of complaints and disciplinary hearings we have dealt with.

For our a review of our financial activities, you can download our Annual Report 2013 from www.rcvs.org.uk/publications.

Year in review is:
1 April 2013 to 31 March 2014,
unless otherwise stated.



Profile of the professions

At a glance	2
Numbers and distribution of members	3
Breakdown of members by category of registerable qualification	3
Breakdown of principal RCVS membership categories	3
UK-practising members by age and gender	4
Listed and registered veterinary nurses by age	4
Numbers of veterinary surgeons/veterinary nurses in the UK	5
Numbers of PSS veterinary premises / registered veterinary premises in the UK	5
Breakdown of registered veterinary premises by PSS accreditation type	5
Number of new registrations based on registrant's country of graduation / qualification recognition	6
Trends in registration of veterinary surgeons	7
Registration of veterinary surgeons and veterinary nurses	8
Fees for veterinary surgeons and veterinary nurses	8

Education

At a glance	9
Undergraduate student numbers	10
Certificate in Advanced Veterinary Practice: number of module enrolments and passes	12
Number of candidates who have achieved a Certificate in Advanced Veterinary Practice	14
Successful Diploma holders by subject	14
Number of enrolled candidates and those who have obtained Diploma qualifications	15
Current holders of RCVS postgraduate statuses, qualifications and awards	16
Number of Diplomas in Advanced Veterinary Nursing (DipAVN) awarded	16
Numbers of veterinary nursing training practices, approved awarding organisations and higher education institutions	16
Student veterinary nurse enrolments with the RCVS	16

Complaints, advice and disciplinary

At a glance	17
Number of complaints raised about veterinary surgeons and registered veterinary nurses	18
Number and category of complaints and written requests for advice received	18
Number and type of case examinations and Preliminary Investigation Committee (PIC) investigations	19
Average time (in weeks) for each stage of the complaints process	19
Summary of Disciplinary Committee (DC) hearings	20
Summary of appeals to the Privy Council	22
Summary of cases handled outside the Disciplinary Committee (DC)	22

Councils, committees and staff

At a glance	23
RCVS Council and committee membership and attendance	24
VN Council membership and attendance	26
Permanent staff	26

RCVS Awards

Veterinary nursing theory examination (Level 3 Diploma) entries (pass rate %)	27
Veterinary nursing practical examination (Level 3 NVQ) entries and % pass rates	27
Veterinary nursing practical examination (Level 3 Diploma) entries and % pass rates	27

PROFILE OF THE PROFESSIONS

UK-practising veterinary surgeons and nurses

19,682 veterinary surgeons

Average age: 41 (m=46, f=37)



8,434

11,248

11,661 veterinary nurses

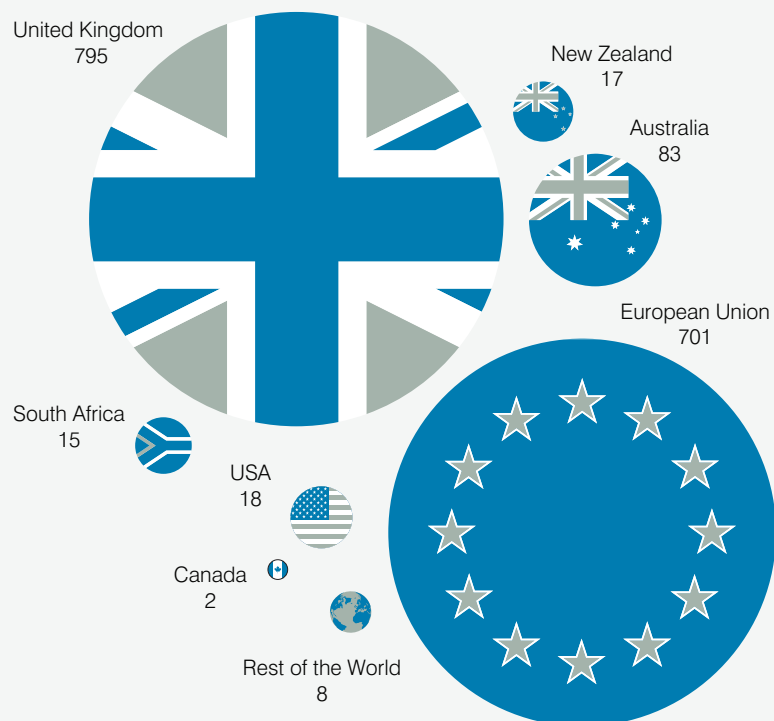
Average age: 34 (m=33, f=35)



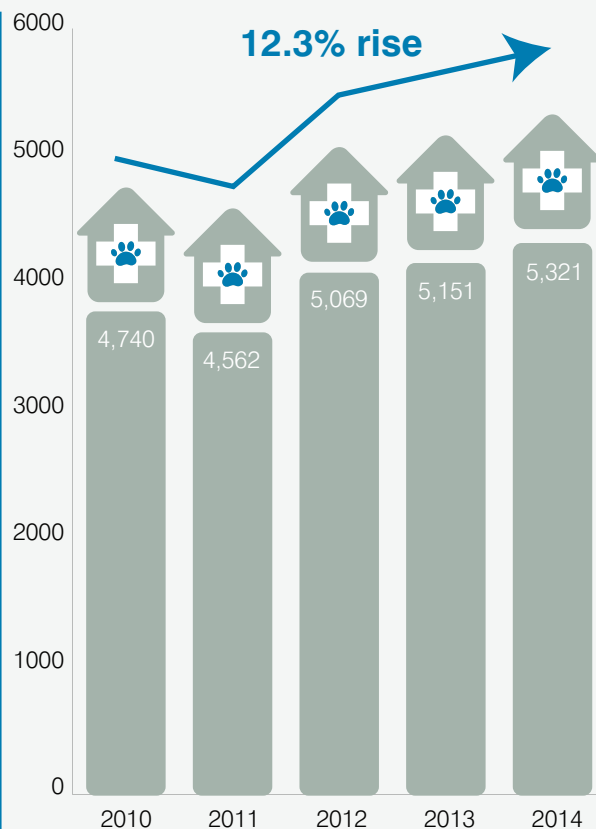
236

11,425

New registrations by country of qualification



Veterinary premises in the UK



Practice Standards Scheme (PSS)

51.3%

of veterinary premises are under the ambit of the PSS

RCVS annual renewal fees

1 coin = 20

Adjusted for the Retail Price Index, our fees would be 15% higher than they actually are



Comparison of our fees with other regulatory bodies



Table 1. Numbers and distribution of members

Names entered on	31/3/13	Totals	31/3/14	Totals
General List I	18,911		19,445	
General List II	4,399		4,903	
Commonwealth List	1,958		1,950	
Foreign List	531		538	
Temporary List	24		24	
Supplementary Veterinary Register	7		7	
Total number of members		25,830		26,867
UK-practising		18,981		19,682
Practising outside the UK		2,611		2,741
Non-practising				
United Kingdom	2,677		2,798	
Overseas	579		601	
		3,256		3,399
Republic of Ireland¹		1,041		1,014
Other				
Temporary List	24		24	
Supplementary Veterinary Register	7		7	
		31		31
Total number of members		25,830		26,867

Notes

General List I – members who have a recognised UK qualification.

General List II – members who have a scheduled EU qualification.

Commonwealth List – members who have an accepted Commonwealth qualification, or who have a Commonwealth qualification and have passed the RCVS Statutory Examination for Membership.

Foreign List – members who have an accepted overseas qualification, or who have an overseas qualification and have passed the RCVS Statutory Examination for Membership.

Temporary List – temporary members or visiting European veterinary surgeons.

Supplementary Veterinary Register – members who were, or were entitled to be, Registered Veterinary Practitioners prior to the introduction of the Veterinary Surgeons Act 1966.

¹ Veterinary surgeons resident in the Republic of Ireland who qualified before 1 June 1988 and remain RCVS members (and who must also register with the Veterinary Council of Ireland).

Figure 1. Breakdown of members by category of registerable qualification

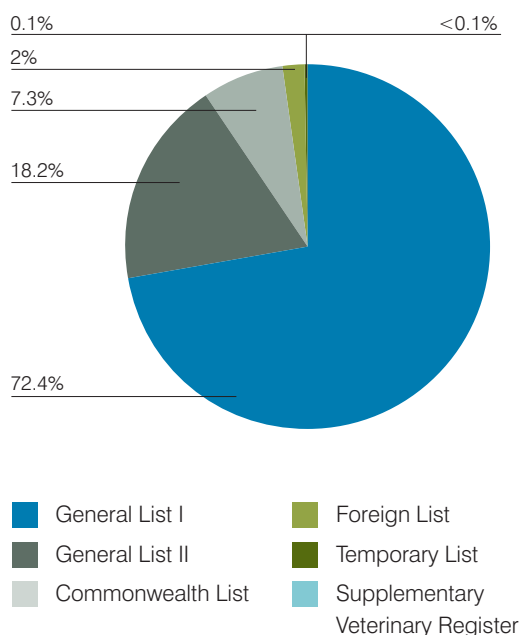
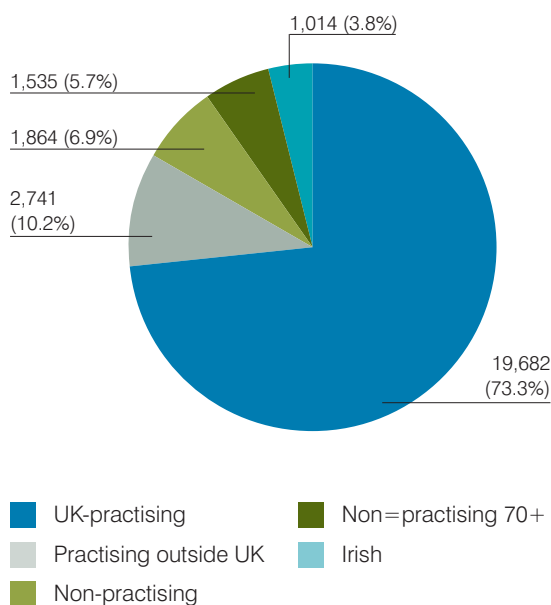


Figure 2. Breakdown of principal RCVS membership categories



NB Does not include members on Temporary List (24) or Supplementary Veterinary Register (7) – see above.

Figure 3. UK-practising members by age and gender

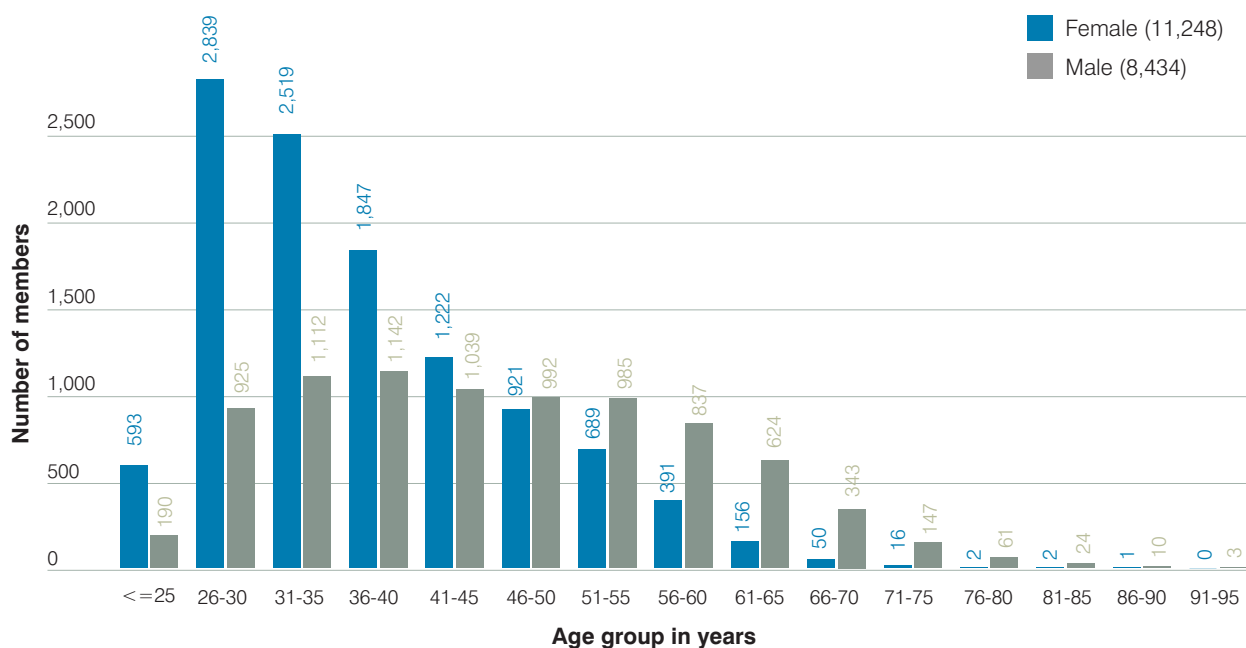
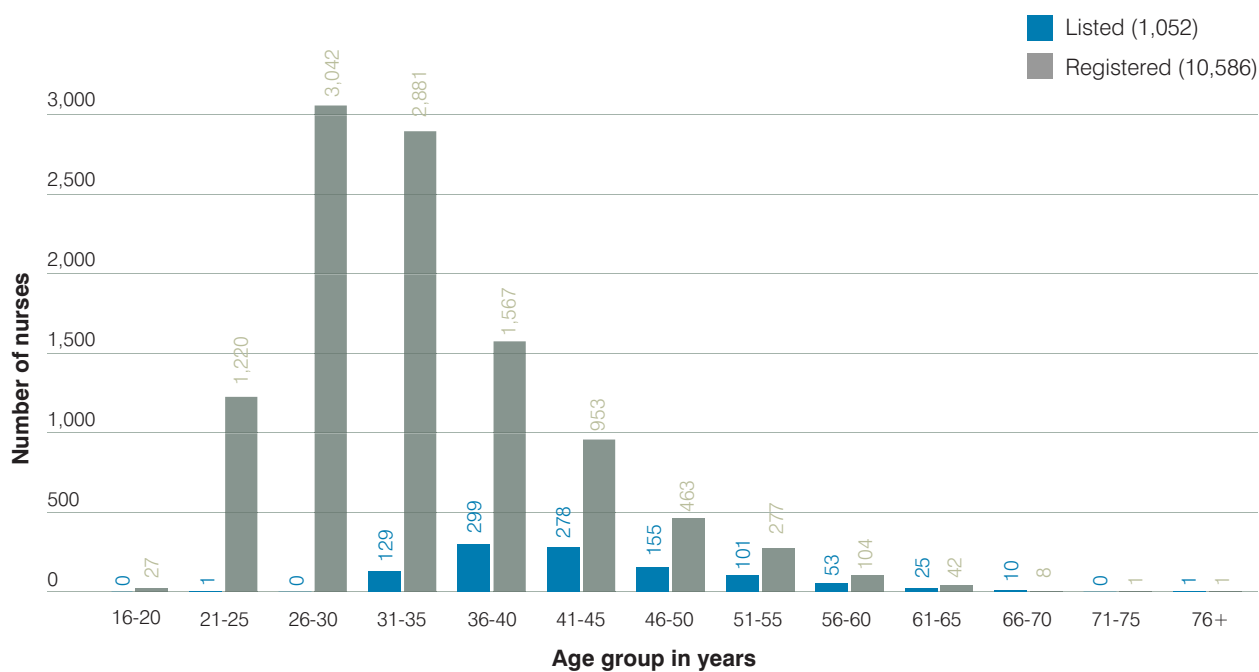
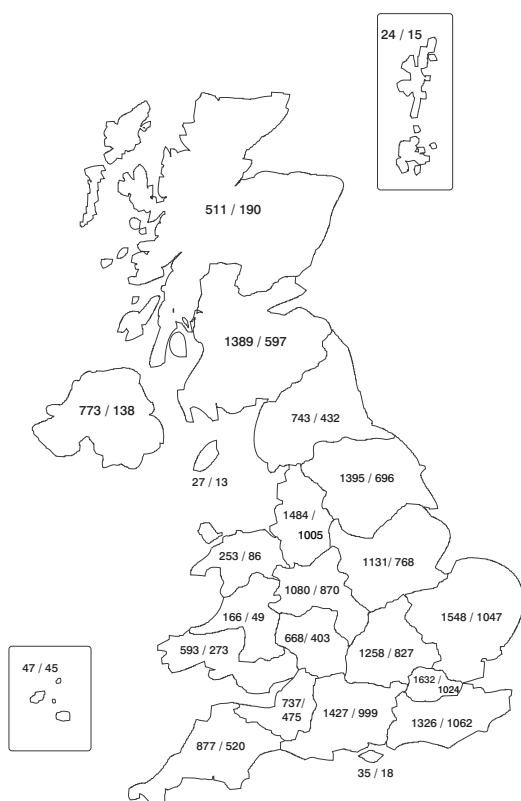


Figure 4. Listed and registered veterinary nurses by age



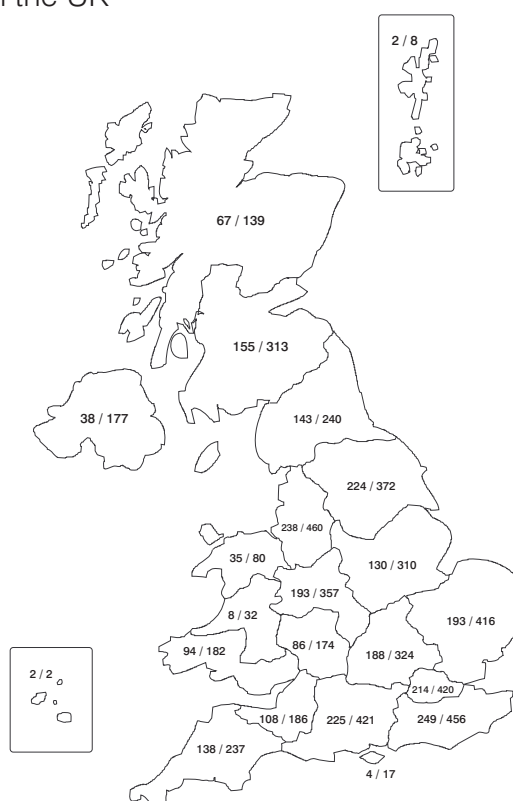
NB there are 22 veterinary nurses on a period of supervised practice, and one listed VN removed from the Register by the RVN Disciplinary Committee

Figure 5. Numbers of veterinary surgeons/veterinary nurses in the UK



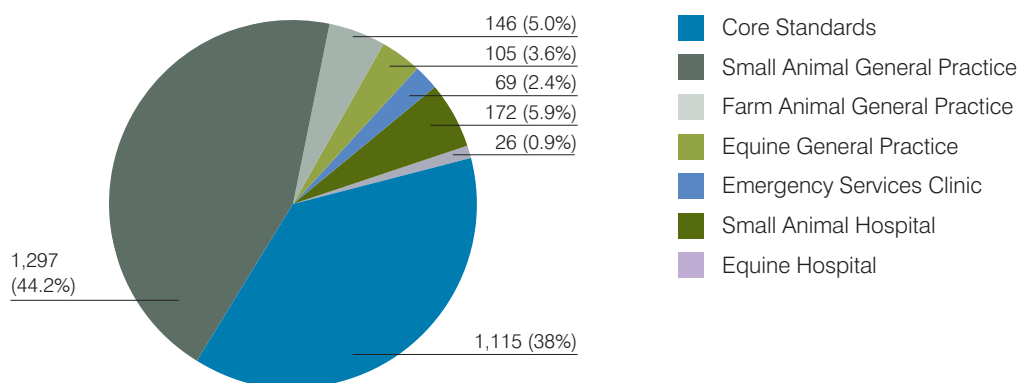
NB Only 19,124 of the 19,682 UK-practising veterinary surgeons and 11,552 of the 11,661 listed/registered veterinary nurses have UK addresses recorded as their Register address.

Figure 6. Numbers of PSS veterinary premises / registered veterinary premises in the UK



NB 224/363 = of the 363 registered veterinary premises in the region, 224 are under the ambit of the RCVS Practice Standards Scheme (PSS). Totals = 2,732/5,321.

Figure 7. Breakdown of registered veterinary premises by PSS accreditation type



NB includes all 2,732 veterinary practice premises under the ambit of the RCVS Practice Standards Scheme, which represents 51% of all registered veterinary practice premises (total = 5,321). As some premises have multiple accreditation levels, the total number of accreditations will be more than number of accredited premises.

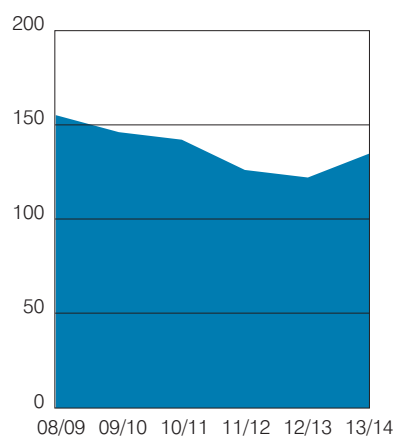
Table 2. Number of new registrations 2008/09 – 2013/14 based on registrant's country of graduation / qualification recognition

Names entered on	2008/09	2009/10	2010/11	2011/12	2012/13	2013/14
Non-EU/EEA						
Australia	83	72	72	67	56	83
Canada	4	5	8	5	8	2
New Zealand	19	40	21	19	25	17
South Africa	37	20	20	13	8	15
United States of America	12	9	21	22	25	18
Sub-total (Non-EU/EEA)	155	146	142	126	122	135
EU/EEA/CH						
Austria	1	5	7	4	5	1
Belgium	20	16	16	9	11	20
Bulgaria	9	13	19	12	15	22
Croatia	0	0	0	0	0	2
Czech Republic	4	2	5	7	4	11
Denmark	5	9	2	5	6	11
Estonia	0	0	1	0	1	2
Finland	0	0	0	1	4	1
France	15	13	12	12	8	9
Germany	45	24	31	25	14	17
Greece	10	4	10	17	25	27
Hungary	21	18	20	19	22	21
Ireland	35	53	59	58	69	70
Italy	62	50	39	51	45	111
Latvia	2	1	5	1	0	1
Lithuania	7	6	15	4	8	4
Netherlands	5	11	9	9	12	11
Norway [EEA]	1	1	2	0	2	0
Poland	35	19	20	29	38	55
Portugal	30	19	23	24	46	42
Romania	56	39	59	46	59	48
Slovak Republic	21	11	7	17	10	10
Slovenia	1	1	4	2	6	2
Spain	66	46	65	95	181	190
Sweden	0	3	1	4	1	2
Switzerland [CH]	3	5	4	4	3	3
EU-recognised qualifications ¹	–	–	–	1	8	8
Sub-total (EU/EEA/CH)	454	369	435	456	603	701
RCVS Statutory Examination for Membership						
	13	14	17	21	15	8
Total outside UK	622	529	594	603	740	844
UK graduates	630	736	708	815	807	795
	1,252	1,265	1,302	1,418	1,547	1,639

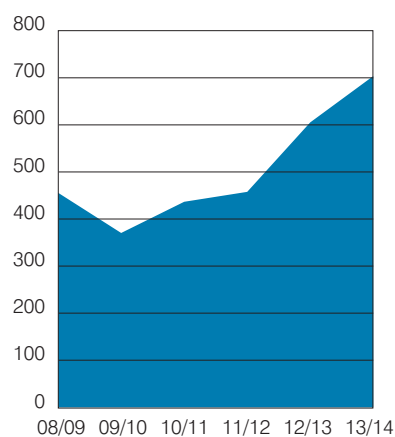
¹ Under EU Directive 2005/36/EU, we have also registered a number of EU nationals or Community rights-entitled persons holding qualifications from the following third countries that are recognised by the regulatory authority in an EU Member State. 2011/12: Russia (1). 2012/13: Angola (1), Argentina (1), Colombia (1), Cuba (1), India (1), Israel (1) and Venezuela (2).

Figure 8. Trends in registration of veterinary surgeons

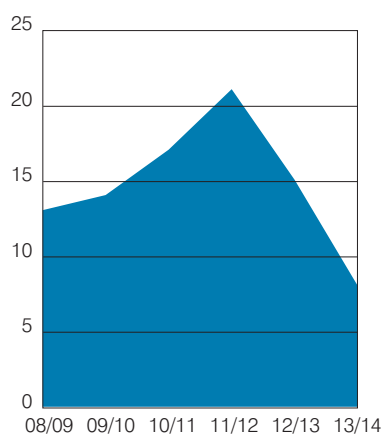
Non-EU/EEA



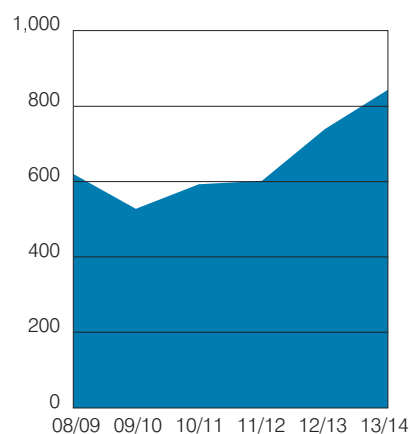
EU/EEA/CH



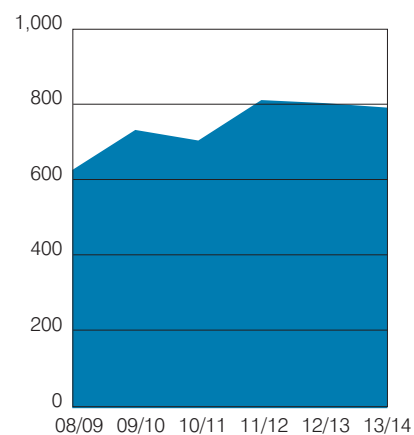
RCVS Statutory Examination for Membership



Total outside UK



UK graduates



Total registrations

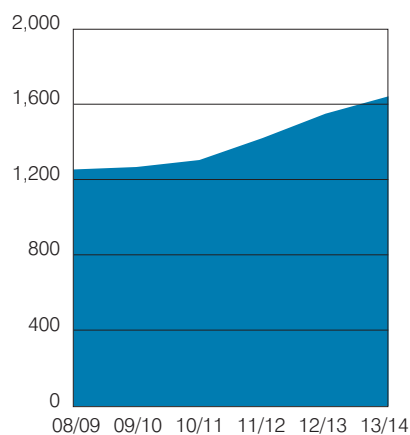


Table 3. Registration of veterinary surgeons and veterinary nurses

Numbers are as at 31 March for each year.

	2012	2013	2014
Veterinary surgeons			
Total on Register	25,221	25,830	26,867
New registrations ¹	1,418	1,547	1,639
Removed	1,082	1,032	836
Restored	236	275	234
Veterinary nurses			
Total on List	1,244	1,131	1,052
Total on Register ²	8,853	9,746	10,586
Total on List/Register	10,097	10,877	11,661³
Removed from List/Register	582	704	612

¹ New registrations can include individuals who have been removed and subsequently restored within the year period.

² The non-statutory Register of Veterinary Nurses opened on 1 September 2007.

³ Includes 22 veterinary nurses on a period of supervised practice and one listed VN removed from the Register by the RVN Disciplinary Committee.

Table 4. Fees for veterinary surgeons and veterinary nurses

	01/04/13 (£)	01/04/14 (£)
Veterinary surgeons		
Registration fees		
Registration (between 01 Apr & 30 Sep)	299	299
Registration (between 01 Oct & 31 Mar)	150	150
New graduates	150	150
Temporary	299	299
Annual retention fees		
UK-practising	299	299
Postgraduate	150	150
Practising outside the UK	150	150
Non-practising	49	49
Non-practising (70+)	Free	Free
Supplementary Veterinary Register	Free	Free
Restoration fees		
Following voluntary removal ¹	75	75
Following non-payment removal (on the first occasion) ²	299	299
Veterinary nurses		
	2013	2014
Registration fee	109	112
Annual retention fee (due by 01 Nov)	61	61
Restoration fee	109	112

¹ Plus proportion of relevant retention fee for the remaining year.

² Plus full retention fee for membership category at time of removal.

Holders of RCVS qualifications

426 DipAVN holders

Average age: 37 (m=35, f=39)



6 420

1,865 Certificate holders


Average age: 46 (m=48, f=44)



1,080 785

230 Cert AVP holders

Average age: 35 (m=37, f=34)



87 143

386 RCVS Diploma holders

Average age: 53 (m=56, f=50)



242 144

378 RCVS Specialists

Average age: 46 (m=48, f=44)



225 153

272 RCVS Fellows

Average age: 68 (m=71, f=65)



246 26

CertAVP enrolments

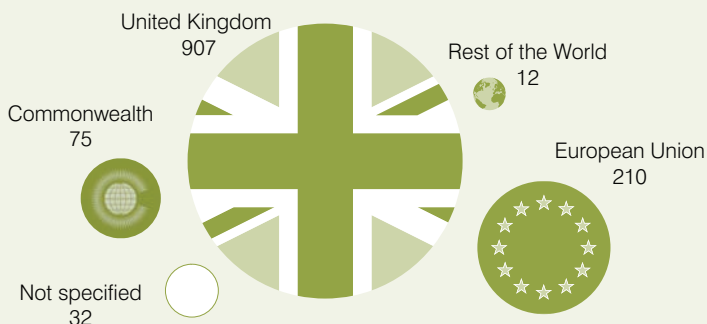
1,236 CertAVP enrolments

Average age: 34 (m=35, f=33)




424 812

Breakdown of enrolled candidates by country of original qualification



Veterinary students and graduates

Number of students obtaining a veterinary degree



Breakdown of veterinary graduates by veterinary school

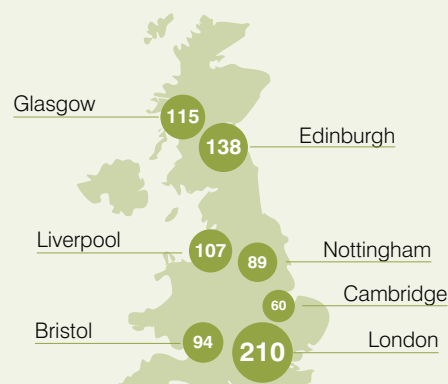


Table 5. Undergraduate student numbers 2013 to 2014

UK veterinary school students		Admissions to the first year of the veterinary course in 2013/2014			Admissions to the second or later year of the veterinary course in 2013/2014			Students admitted with a degree		
		M	F	Total	M	F	Total	M	F	Total
Bristol	UK	18	96	122	0	0	0	15	66	90
	EU	0	2		0	0		3	6	
	Overseas	0	6		0	0		0	0	
Cambridge	UK	18	54	75	2	3	6	2	4	7
	EU	0	3		0	1		0	1	
	Overseas	0	0		0	0		0	0	
Edinburgh	UK	12	71	121	1	7	48	1	11	65
	EU	2	5		2	3		2	2	
	Overseas	4	27		4	31		5	44	
Glasgow	UK	15	50	128	1	4	6	1	4	34
	EU	0	0		0	0		0	0	
	Overseas	14	49		0	1		4	25	
Liverpool	UK	27	133	167	0	0	0	3	14	18
	EU	2	4		0	0		0	1	
	Overseas	0	1		0	0		0	0	
London	UK	41	129	201	7	11	32	9	15	52
	EU	0	2		0	0		0	0	
	Overseas	9	20		0	14		1	27	
Nottingham	UK	30	97	132	0	0	0	1	9	12
	EU	0	1		0	0		0	1	
	Overseas	1	3		0	0		0	1	
TOTALS		193	753	946	17	75	92	47	231	278

¹ Total number of students in the six-year degree course at Cambridge, both the five-year and six-year degree courses at London, and the five-year degree courses at the other veterinary schools. These totals also include students on preparatory 'year-zero' courses. Bristol admitted two students; RVC admitted eight students; Nottingham admitted four students.

² All Cambridge students taking the six-year VetMB degree spend their third year taking the Cambridge tripos, leading to a BA degree.

All data supplied to the RCVS by the veterinary schools, as required by Section 5(5) of the Veterinary Surgeons Act 1966.

Total numbers attending the veterinary degree course ¹			Veterinary students taking an intercalated science course in 2013/2014			Numbers of intercalated degree holders ²			Numbers of students obtaining a veterinary degree in 2013		
M	F	Total	M	F	Total	M	F	Total	M	F	Total
113	432	571	8	19	29	9	34	45	13	78	94
3	8		0	1		0	0		1	1	
1	14		0	1		0	2		0	1	
101	292	405	0	0	0	0	0	0	10	48	60
0	7		0	0		0	0		1	1	
0	5		0	0		0	0		0	0	
90	352	755	1	7	8	8	9	22	21	60	138
9	31		0	0		1	2		3	4	
44	229		0	0		1	1		7	43	
98	265	638	0	1	7	0	2	2	30	51	115
0	2		0	0		0	0		0	0	
70	203		3	3		0	0		9	25	
127	541	687	1	1	2	3	3	6	24	83	107
4	10		0	0		0	0		0	0	
1	4		0	0		0	0		0	0	
247	748	1,212	5	12	22	5	25	32	44	148	210
6	16		0	1		2	0		1	4	
40	155		1	3		0	0		2	11	
142	380	574	1	1	2	1	1	2	24	60	89
5	9		0	0		0	0		0	1	
5	33		0	0		0	0		0	4	
1,106	3,736	4,842	20	50	70	30	79	109	190	623	813

Table 6. Certificate in Advanced Veterinary Practice:
number of module enrolments and passes as at 31 March 2014

Module code	Module title	Number of module enrolments	Number of module passes
A-FAVP.1	Foundations of Advanced Veterinary Practice	371	280
A.PKS.1	Professional Key Skills	441	636
B-CKS.0	Clinical Key Skills	410	651
B-EP.3	Equine Practice	141	257
B-GVM.5	Global Veterinary Medicine	7	1
B-PAP.2	Production Animal Practice	82	35
B-SAP.1	Small Animal Practice	627	369
B-ZM.6	Zoological Medicine	47	23
C-AWSEL.1	Animal Welfare Science, Ethics and Law – Introduction and Theory	11	0
C-AWSEL.2	Applying the Theory	2	0
C-C.1	Management and Diseases of Beef Cattle	63	5
C-C.2	Dairy Nutrition and Production	60	6
C-C.3	Dairy Health and Fertility	60	2
C-C.4	Bovine Nutrition, Husbandry and Lactogenesis	14	7
C-C.5	Bovine Reproduction	13	0
C-C.6	Bovine Mastitis and Lameness	19	0
C-C.7	Youngstock Rearing and Infectious Diseases	21	0
C-CAM.1	Advanced General Camelid Practice	0	0
C-CAM.2	Advanced Clinical Camelid Practice (A)	0	0
C-CAM.3	Advanced Clinical Camelid Practice	0	0
C-E.1	Equine Gastrointestinal Disease and Intensive Care	76	97
C-E.2	Equine Cardiovascular and Respiratory Diseases	72	88
C-E.3	Equine General Medicine	81	100
C-E.4	Equine Neuromuscular, Behaviour and Special Senses	33	30
C-E.5	Basic Equine Surgery	37	72
C-E.6	Equine Lameness (A)	40	53
C-E.7	Equine Lameness (B)	36	49
C-E.9	Mare Reproduction and Breeding Management	25	27
C-E.10	Stallion Reproduction and Breeding Management	19	16
C-E.11	Care and Management of Foal and Yearling, Stud Farm Management, Herd Health	31	19
C-E.12	Equine Dentistry – Equine Dental Anatomy and Physiology	8	10
C-E.13	Equine Dentistry – Equine Dental Care, Diagnosis and Treatment	12	11
C-E.14	Equine Dentistry – Equine Dental Surgery	8	9
C-E.15	Basic Equine Practice Part 1	26	20
C-E.16	Basic Equine Practice Part 2	26	23
C-E.17	Basic Equine Practice Part 3	25	23
C-ECC.1	Critical Care	100	4
C-ECC.2	Emergency Care (A)	76	7
C-ECC.3	Emergency Care (B)	70	7
C-LAS.1	Laboratory Animals – Anaesthesia and Analgesia	5	0
C-LAS.2	Animal Models, Humane Endpoints and Study Design	4	0
C-LAS.3	Laboratory Animals – Genetically Modified Animals	0	0
C-LAS.4	Diseases of Laboratory Animals	4	0
C-S.1	Sheep – Diseases of Adult Sheep	20	1
C-S.2	Sheep Reproduction, Pregnancy and Parturition	25	1
C-S.3	Sheep – Diseases of Lambs and Parasitic Diseases	25	1
C-SAM.1	Canine Medicine (A)	11	0
C-SAM.2	Canine Medicine (B)	9	0

Module code	Module title	Number of module enrolments	Number of module passes
C-SAM.3	Canine Medicine (C)	13	0
C-SAM.4	Feline Medicine (A)	33	2
C-SAM.5	Feline Medicine (B)	29	0
C-SAM.6	Feline Medicine (C)	33	0
C-SAM.8	Small Animal Medicine (A) – Mixed	323	51
C-SAM.9	Small Animal Medicine (B) – Mixed	297	48
C-SAM.10	Small Animal Medicine (C) – Mixed	276	59
C-SAS.1	Small Animal Surgery (core)	257	67
C-SAS.2	Small Animal Soft Tissue Surgery (A)	171	18
C-SAS.3	Small Animal Soft Tissue Surgery (B)	115	25
C-SAS.6	Small Animal Orthopaedic Surgery (A)	182	16
C-SAS.7	Small Animal Orthopaedic Surgery (B)	102	19
C-VA.1	Small Animal Anaesthesia and Analgesia	52	9
C-VA.2	Equine Anaesthesia and Analgesia	28	18
C-VA.3	Veterinary Anaesthesia Critical Care Analgesia	54	16
C-VBM.1	Marketing	6	3
C-VBM.2	Financial Accounting and Resource Management	4	7
C-VBM.3	Human Resources	5	3
C-VBM.4	Veterinary Business Management	5	7
C-VC.1	Cardiovascular Anatomy, Physiology and Pathology	41	9
C-VC.2	Cardiovascular Diagnostics	42	6
C-VC.3	Cardiovascular Therapeutics	41	7
C-VCM.1	Principles of Coaching and Mentoring Development in Veterinary Practice	2	0
C-VD.1	Veterinary Dermatology – Core Material	36	17
C-VD.2	Veterinary Dermatology – Small Animal (A)	31	5
C-VD.3	Veterinary Dermatology – Small Animal (B)	30	4
C-VD.4	Veterinary Dermatology – Equine	17	5
C-VDI.1	Diagnostic Imaging in Practice	45	3
C-VDI.2	Diagnostic Imaging – Small Animal Orthopaedics	26	3
C-VDI.3	Diagnostic Imaging – Small Animal Soft Tissue	47	3
C-VDI.4	Diagnostic Imaging – Large Animal (A)	9	4
C-VDI.5	Diagnostic Imaging – Large Animal (B)	6	3
C-VCG.1	Clinical Governance in Veterinary Practice	2	0
C-VGP1	Veterinary General Practice – Clinical Audit	5	17
C-VGP.2	Veterinary General Practice – Consultation Skills	5	15
C-VGP3	Veterinary General Practice – Professional Responsibility and Practice	2	15
C-VEPI.1	Methods in Surveillance and Field Investigation	3	0
C-VEPI.3	Quantitative Methods	3	0
C-VP.1	Basic Tissue Pathology, Necropsy and Biopsy	8	1
C-VP.2	Clinical Pathology – Laboratory Diagnostics	18	0
C-VML.1	Veterinary Management and Leadership	1	0
C-VPH.1	Animal Welfare in the Food Chain	3	1
C-VPH.3	Zoonoses and Infectious Diseases	4	1
C-ZM.1	Zoological Medicine – Wildlife	16	9
C-ZM.2	Zoological Medicine – Zoo Animals	13	7
C-ZM.3	Zoological Medicine – Small Pet Mammals	44	15
C-ZM.4	Zoological Medicine – Exotic Avian Species	45	14
C-ZM.5	Zoological Medicine – Reptiles	42	16

NB There are 1,346 candidates actively enrolled in the modular certificate scheme as at 31 March 2014.

Table 7. Number of candidates who have achieved a Certificate in Advanced Veterinary Practice as at 31 March 2014

Diploma subject	Designation	Total number of certificates awarded since inception of the modular certificate scheme
Certificate in Advanced Veterinary Practice	CertAVP	74
Certificate in Advanced Veterinary Practice (Cattle)	CertAVP(Cattle)	2
Certificate in Advanced Veterinary Practice (Emergency and Critical Care)	CertAVP(ECC)	4
Certificate in Advanced Veterinary Practice (Equine Dentistry)	CertAVP(ED)	3
Certificate in Advanced Veterinary Practice (Equine Medicine)	CertAVP(EM)	44
Certificate in Advanced Veterinary Practice (Equine Practice)	CertAVP(EP)	16
Certificate in Advanced Veterinary Practice (Equine Stud Medicine)	CertAVP(ESM)	3
Certificate in Advanced Veterinary Practice (Equine Surgery Orthopaedic)	CertAVP(ESO)	22
Certificate in Advanced Veterinary Practice (Equine Surgery Soft Tissue)	CertAVP(ESST)	7
Certificate in Advanced Veterinary Practice (General Small Animal Surgery)	CertAVP(GSAS)	17
Certificate in Advanced Veterinary Practice (Small Animal Medicine)	CertAVP(SAM)	12
Certificate in Advanced Veterinary Practice (Veterinary Anaesthesia)	CertAVP (VA)	1
Certificate in Advanced Veterinary Practice (Veterinary Cardiology)	CertAVP(VC)	4
Certificate in Advanced Veterinary Practice (Veterinary Dermatology)	CertAVP (VD)	3
Certificate in Advanced Veterinary Practice (Veterinary General Practice)	CertAVP(VetGP)	13
Certificate in Advanced Veterinary Practice (Zoological Medicine)	CertAVP(ZM)	14
Total		239

NB 239 certificates have been awarded to 233 people. Six people have achieved two certificates each.

Table 8. Successful Diploma holders by subject

Diploma in Cattle Health and Production
Owen Charles Dunbar Atkinson BVSc CertCHP MRCVS
Diploma in Small Animal Surgery (Orthopaedics)
Martin Noel Galgani Fitzpatrick MVB CertVR CertSAO MRCVS William Henry George Oxley MA VetMB CertSAS MRCVS
Diploma in Zoological Medicine (Avian)
Matthew Daniel Fiddes BVSc CertZooMed MRCVS Marie Kubiak BVSc CertAVP(ZM) MRCVS
Diploma in Zoological Medicine (Reptilian)
Craig John-George Hunt BVetMed CertSAM CertZooMed MRCVS

Table 9. Number of enrolled candidates and those who have obtained Diploma qualifications as at 31 December 2013

Diploma subject	Total number of enrolled candidates	Enrolled candidates who have obtained approval to sit the examination	Total diplomas awarded since inception of subject ¹
Animal Welfare Science, Ethics & Law	3	0	10
Cattle Health & Production	11	4	22
Equine Internal Medicine	4	0	5
Equine Orthopaedics	6	1	12
Equine Soft Tissue Surgery	5	2	6
Equine Stud Medicine	5	2	6
Fish Health & Production	0	0	0
Laboratory Animal Science	6	1	24
Pig Medicine	1	0	12
Poultry Medicine & Production	1	1	6
Sheep Health & Production	2	0	12
Small Animal Medicine ²	0	0	33
Small Animal Medicine (Feline) ²	0	0	8
Small Animal Orthopaedics ³	0	0	11
Small Animal Surgery (Orthopaedics)	16	5	25
Small Animal Surgery (Soft Tissue)	1	1	16
State Veterinary Medicine	0	0	1
Veterinary Anaesthesia ²	0	0	71
Veterinary Cardiology	9	2	19
Veterinary Dermatology ²	0	0	20
Veterinary Diagnostic Imaging ²	0	0	7
Veterinary Ophthalmology ²	0	0	23
Veterinary Public Health (Meat Hygiene)	1	1	5
Veterinary Radiology ³	0	0	101
Veterinary Reproduction ²	0	0	3
Zoological Medicine (Avian)	3	2	6
Zoological Medicine (Mammalian)	9	2	10
Zoological Medicine (Reptilian)	3	0	4
Total (Diplomas)	86	24	478

¹ These figures include the following numbers of Foundation Diplomates: Equine Orthopaedics – 2; Equine Stud Medicine – 3; Laboratory Animal Science – 5; Pig Medicine – 5; Poultry Medicine & Production – 5; Small Animal Orthopaedics – 4; Veterinary Anaesthesia – 3; Veterinary Cardiology – 2; Veterinary Dermatology – 5; Veterinary Ophthalmology – 4; Veterinary Radiology – 5.

² These subjects have been subsumed by the Diplomas of the respective European Colleges. No further enrolments after 1 November 2007.

³ These subjects have been superseded by new RCVS qualifications and are no longer available.

NB The date for last enrolments for ALL remaining RCVS Diplomas was 1 November 2012 – examinations will continue to be held up until 2019, or when the last candidate leaves the system.

Figure 9. Current holders of RCVS postgraduate statuses, qualifications and awards

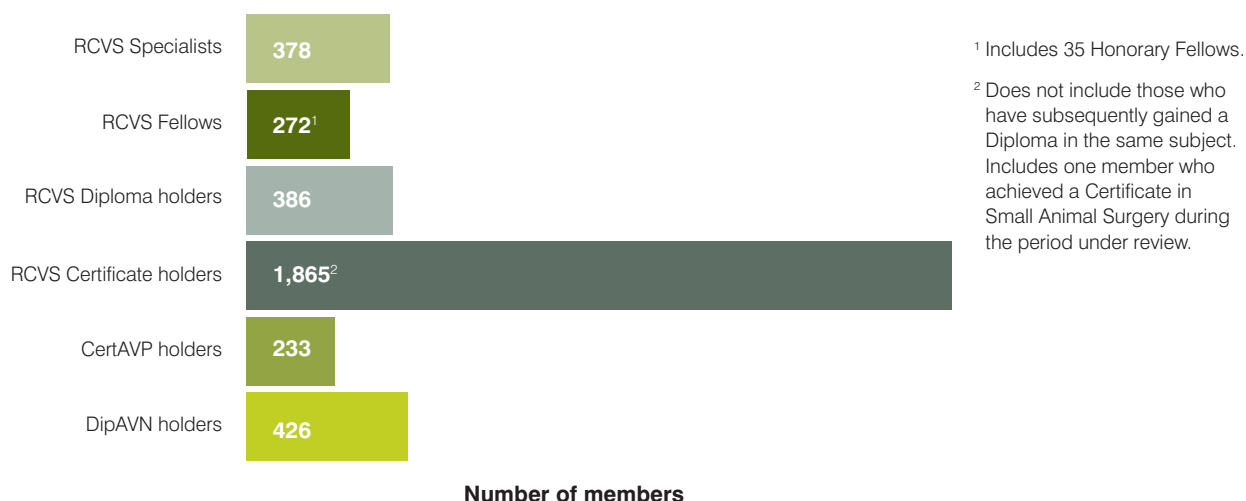


Table 10. Number of Diplomas in Advanced Veterinary Nursing (DipAVN) awarded

	2011	2012	2013	2014
DipAVN(Small Animal)	24	29	38	29
DipAVN(Equine)	0	0	3	1

NB In 2013 and 2014, the diplomas were awarded during the year under review, although published in April.

Table 11. Numbers of veterinary nursing training practices, approved awarding organisations and higher education institutions¹

	01/01/12	01/01/13	01/01/14
Training practices	1,766	1,916	2,030
Awarding organisations	2	3	3
Higher education institutions	14	14	15

¹ Institutions and organisations offering approved qualifications leading to the Register.

Table 12. Student veterinary nurse enrolments with the RCVS

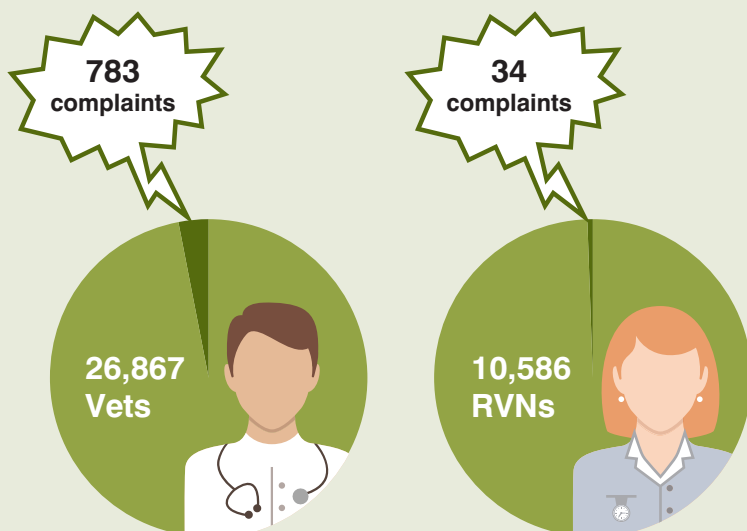
	2011	2012	2013
Vocational ¹	930	891	998
Higher Education ²	402	350	411
Total	1,332	1,241	1,409

¹ Includes Level 3 Diploma and National Vocational Qualification (NVQ).

² Includes Honours Degree, Foundation Degree and Higher National Diploma (HND).

COMPLAINTS, ADVICE AND DISCIPLINARY

Complaints received vs number of vets/nurses



Cost of DC cases vs Protocol cases

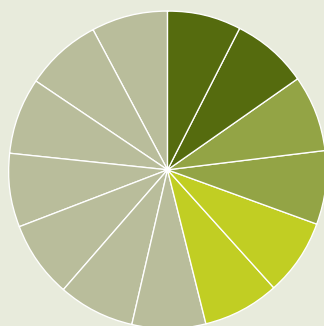


14 = £900,655 DC cases
Average cost of £64,333 per case

8 = £55,150 Protocol cases
Average cost of £6,894 per case¹

¹ The costs relating to these cases are cumulative: some commenced before 01/04/13 and others will continue after 31/03/14.

Outcomes of DC hearings



2 = Case dismissed

2 = Suspension

2 = Undertaking not to practise

7 = Removal

Number and length of DC meetings



...totalling 46 days




Figure 10. Number of complaints raised about veterinary surgeons and registered veterinary nurses

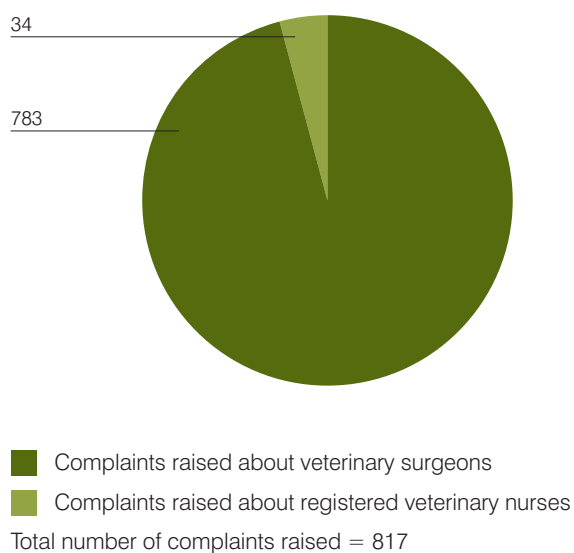
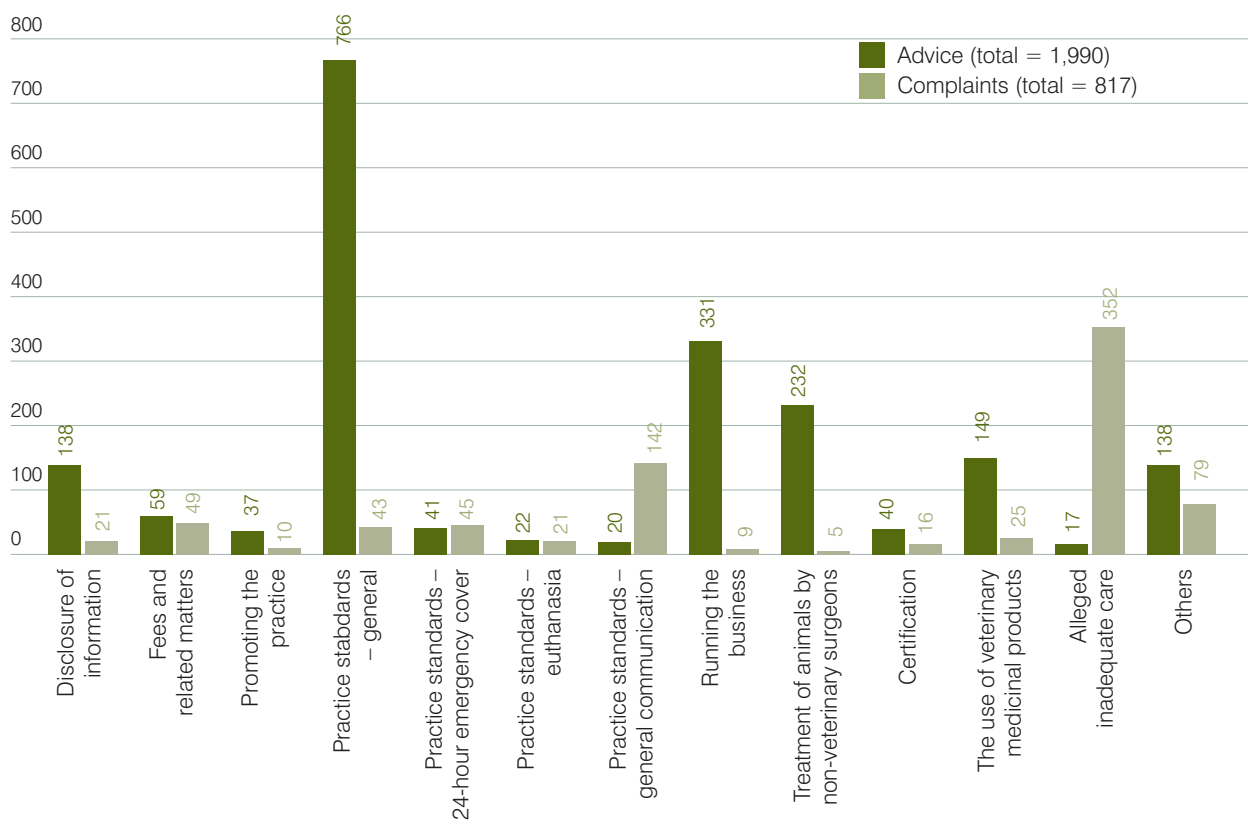


Figure 11. Number and category of complaints and written requests for advice received



NB 'Practice standards' in this context does not relate to the Practice Standards Scheme but standards within practice more generally.

Table 13. Number and type of case examinations and Preliminary Investigation Committee (PIC) investigations

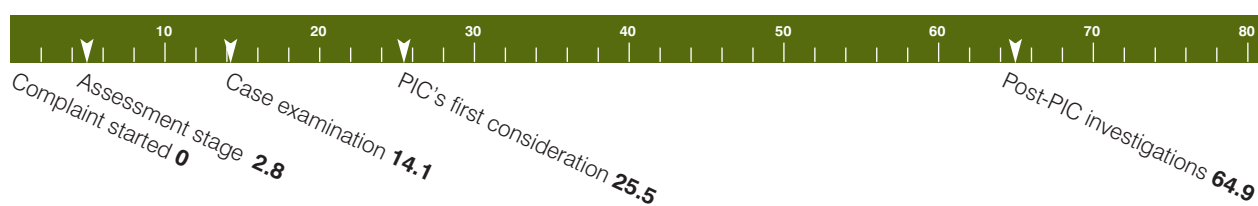
	2012/13	2013/14
Announced visits to veterinary practices and complainants (including interviews)	53 (149)	72 (179)
Unannounced visits to veterinary practices and complainants (including interviews)	13 (31)	10 (18)
Health Protocol visits (including interviews)	4 (5)	3 (4)
Performance Protocol visits (including interviews)	—	0
Reviews (including interviews)	2 (5)	5 (6)
Referred to external solicitors (including formal witness statements taken)	20 (94)	38 (102)
Registration investigations (including interviews)	3 (4)	1 (2)

NB The complaints procedure provides for investigation at an early stage. Generally, it is the PIC that refers complaints to external solicitors.

Figure 12. Average time (in weeks) for each stage of the complaints process

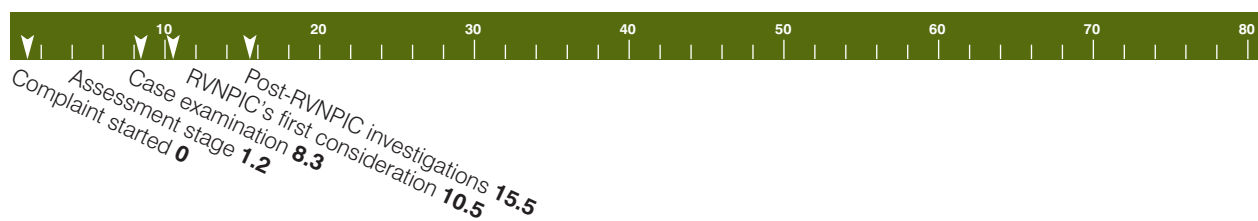
Veterinary surgeons

Based on the 805 complaints closed during the year under review



Registered veterinary nurses

Based on the 31 complaints closed during the year under review



NB Complaints can be closed at any time during the investigation process.

Table 14. Summary of Disciplinary Committee (DC) hearings

Scheduled dates ¹	Name	Complaint concerning
Registered Veterinary Surgeons		
8/04/13 – 11/04/13 (Four-day hearing)	Ms Sheena Brimelow	Allegation of dishonesty relating to seven insurance claims between 01/01/08 and 01/10/09.
22/04/13 – 03/05/13 (10-day hearing)	Mr Sorin Dinu Chelemen	Allegation relating to TB testing on cattle that he undertook and certified at four farms between June and July 2010
13/05/13 – 17/05/13 24/06/13 – 01/07/13 (11-day hearing)	Mr Markus Hutber	Allegations of serious professional misconduct relating to multiple complaints, including lack of adequate professional care, failure to have regard to animal welfare, failure to make or maintain adequate records and failure to treat clients with courtesy and respect.
20/05/13 – 24/05/13 (Five-day hearing)	Mr Ian Beveridge	Allegations of serious professional misconduct relating to multiple complaints, including failure to undertake adequate investigations and provide adequate treatment, failure to treat clients with courtesy and failure to be honest with RCVS.
17/06/13 – 18/06/13 (Two-day hearing)	Mr Munhuwepasi Chikosi	Allegations of unreasonable delay in attending an animal and allowing an animal to remain in pain longer than was necessary.
24/07/13 (One-day hearing)	Mr Francisco da Cruz	Conviction for fraud.
16/09/13 (One-day hearing)	Mr Geoffrey Oliver	Allegations of serious professional misconduct over allegations of inadequate treatment of animals between 2010 and 2012, involving multiple complaints; inadequate record keeping; failures to deal honestly or properly with his clients; and, failure to heed advice from the RCVS Preliminary Investigation Committee about the importance of proper communication between veterinary surgeons and their clients.
01/10/13 – 02/10/13 (Two-day hearing)	Dr Nicola Ersilova	Allegations of dishonesty in creating false and/or misleading clinical records
21/10/13 (One-day hearing)	Ms Silke Lindridge	Allegations relating to a failure to euthanase and being dishonest and/or misleading about the failures.
02/12/13 – 06/12/13 (Five-day hearing)	Mr Edward Gillams	Allegations that he discharged a dog when he ought to have known that it was not in a fit state, and a failure to provide adequate advice about the discharge.
11/02/14 (One-day hearing)	Mr Matthew Morgan	Conviction of four counts of dishonestly making false representation to make gain for self/another or to cause loss to other/expose other to risk.
13/02/14 (One-day hearing)	Mr Kumaran Kanesh	Conviction of wounding with intent and false imprisonment.
18/03/14 – 19/03/14 (One-day hearing)	Mr Joseph Holmes	Application to be restored to the Register.
Registered Veterinary Nurses		
15/07/13 (One-day hearing)	Ms Sally-Ann Roberts	Allegations of dishonesty and breach of client trust.

¹ Average time between complaint and DC cases is 22.3 months.

² The cost of the case to the RCVS includes all legal costs from receipt of the complaint onwards, and the cost of the Preliminary Investigation and Disciplinary Committee, but excludes RCVS staff costs. Costs have not been incurred exclusively in the year under review and may have been incurred in previous years.

³ NB An additional eight cases have been handled via the RCVS Health and Performance Protocols, rather than being referred to the DC – see page 22.

Outcome	Reported	Cost (£) ²
Case dismissed.	RCVS website 12/04/13 <i>RCVS News</i> (Jun 2013)	£61,814
Removed from the Register.	RCVS website 07/05/13 <i>RCVS News</i> (Jun 2013)	£118,625
Removed from the Register.	RCVS website 04/07/13	£281,235
Removed from the Register.	RCVS website 30/05/13 <i>RCVS News</i> (Jun 2013)	£127,893
Removed from the Register.	RCVS website 19/06/13 <i>RCVS News</i> (Nov 2013)	£36,978
Removed from the Register.	RCVS website 26/07/13 <i>RCVS News</i> (Nov 2013)	£14,574
Gave an undertaking not to practise.	RCVS website 17/09/13 <i>RCVS News</i> (Nov 2013)	£47,235
Suspended from the Register for a period of six months.	RCVS website 07/10/13 <i>RCVS News</i> (Nov 2013)	£27,359
Gave an undertaking not to practise.	RCVS website 22/10/13 <i>RCVS News</i> (Nov 2013)	£46,768
Case dismissed.	RCVS website 13/12/13 <i>RCVS News</i> (Mar 2014)	£78,305
Removed from the Register.	RCVS website 13/02/14 <i>RCVS News</i> (Mar 2014)	£15,354
Removed from the Register.	RCVS website 14/02/14 <i>RCVS News</i> (Mar 2014)	£17,740
Application granted.	RCVS website 21/03/14 <i>RCVS News</i> (Jun 2014)	£18,113
Suspended from the Register for a period of two months.	RCVS website 18/07/13 <i>RCVS News</i> (Nov 2013)	£8,662

Table 15. Summary of appeals to the Privy Council

Scheduled dates	Name	Complaint concerning	Outcome	Reported	Cost (£)
26/03/14	Mr Ian Beveridge	Application to withdraw appeal.	Appeal withdrawn.		£21,343 (£10,000 recovered to date)
26/03/14	Dr Gary Samuel	Appeal against the decision to remove him from the Register.	Appeal allowed.	RCVS website 16/04/14 RCVS News (June 2014)	£41,090

Table 16. Summary of cases handled outside the Disciplinary Committee (DC)


Identification ¹	Complaint concerning	Outcomes	Cost (£) ²
Health Protocol cases			
Case 1	Drug misuse	Health Protocol / undertaking	£11,099
Case 2	Drug misuse	Health Protocol / undertaking	£5,077
Case 3	Drug misuse	Health Protocol	£1,143
Case 4	Drug misuse	Health Protocol / undertaking	£817
Case 5	Mental health issues	Health Protocol / undertaking	£8,918
Case 6	Alcohol / drug misuse	Health Protocol / undertaking	£5,894
Performance Protocol cases			
Case 7	Running the practice	Performance Protocol / undertaking	£12,916
Case 8	Clinical performance	Performance Protocol / undertaking	£9,286
No public interest in proceeding			
Case 9	Allegations relating to outcome of surgery	Voluntary removal from the Register	£9,286

¹ Unless referred to a DC hearing, all cases remain anonymous.

² The costs relating to these cases are cumulative: some commenced before 1 April 2013 and others will continue after 31 March 2014.

RCVS Council profile

Elected



Appointed University




Appointed Privy Council



VN Council profile

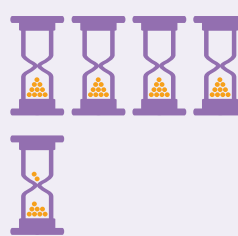
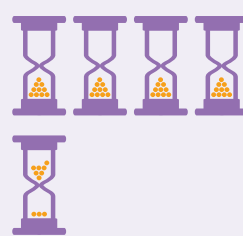

Elected



Appointed



Average time on Council (years)



Average attendance



Key



= 1 year



= 10%



= veterinary surgeon



= veterinary nurse



= lay person

This section lists the members of RCVS Council and committees, and VN Council, from 5 July 2013 – 11 July 2014, and their attendance record during the year under review (1 April 2013 – 31 March 2014).

Table 17. RCVS Council and committee membership and attendance

	Cncl	ARC	DC	EC	Ops Brd	PIC	PIC/DC Lsn
Elected Members							
Christopher Barker MRCVS	3/3	–	–	–	–	–	–
Amanda Boag MRCVS	3/3	–	–	3/3	–	–	–
David Catlow MRCVS	3/3	–	–	2/2	–	–	–
Niall Connell MRCVS	2/2	–	–	–	–	–	–
Sheila Crispin FRCVS	3/3	–	25.5/25.5	–	–	–	–
Jerry Davies MRCVS	1/1	–	–	1/1	–	12/12	1/1
Mark Elliott MRCVS	3/3	–	–	–	–	12/12	–
Chris Gray MRCVS	3/3	–	15/15	–	–	–	–
Lynne Hill MRCVS	3/3	3/4	–	–	–	–	–
Peter Jinman MRCVS	3/3	–	–	–	–	–	–
Barry Johnson MRCVS	3/3	–	–	2/2	–	–	–
Stephen May FRCVS	3/3	–	8/8	–	–	–	–
Jacqui Molyneux MRCVS	3/3	–	–	1/1	5/6	12/12	–
Bob Moore MRCVS	3/3	–	36.5/36.5	–	–	–	–
Bob Partridge MRCVS (to 1/2/14)	2/2	–	–	1/1	–	–	–
Peter Robinson MRCVS (from 1/2/14)	1/1	–	–	–	–	–	–
Christine Shield MRCVS	1/3	–	9/11	–	–	–	–
Neil Smith MRCVS	3/3	–	–	1/2	6/6	–	1/1
Richard Stephenson MRCVS	3/3	–	–	–	–	12/12	–
Christopher Sturgess MRCVS	2/3	–	–	2/2	–	–	–
Clare Tapsfield-Wright MRCVS	3/3	–	–	–	4/6	–	–
Lord Trees MRCVS	2/3	–	–	0/1	–	–	–
Chris Tufnell MRCVS	3/3	–	–	3/3	5/6	–	–
Bradley Viner MRCVS	3/3	–	–	1/1	6/6	–	1/1
Tom Witte MRCVS	2/3	–	–	–	–	–	–
Appointed Members							
David Argyle MRCVS (E)	2/3	–	–	3/3	–	–	–
Malcolm Bennett MRCVS (L)	2/2	–	–	–	–	–	–
Karen Braithwaite (N)	1/3	–	–	–	–	–	1/1
Noreen Burrows (G)	1/3	–	15/15	–	–	–	–
Ewan Cameron MRCVS (G)	3/3	–	–	1/1	–	–	–
Susan Dawson MRCVS (Lv)	3/3	–	–	3/3	–	–	–
Gary England FRCVS (N)	3/3	–	–	3/3	–	–	–
Caroline Freedman (E)	3/3	–	–	–	–	–	–
Michael Herrtage MRCVS (C)	3/3	–	–	–	–	–	–
Andrea Jeffery RVN (B)	2/3	–	–	0/1	–	–	–
Peter Lees (Ln)	2/3	–	37/37	–	–	–	1/1
Joanna Price MRCVS (B)	3/3	–	–	3/3	–	–	–
Stuart Reid MRCVS (Ln)	3/3	–	–	1/1	6/6	–	–
James Wood MRCVS (C)	2/3	–	–	–	–	–	–
Privy Council Appointed Members							
Richard Davis	2/3	4/4	–	–	–	–	–
Nigel Gibbens MRCVS	0/3	–	–	–	–	–	–
Rachel Jennings	2/3	–	29/33	–	–	–	–
Judith Webb	3/3	–	37/37	–	–	–	–

PRC	RVN DC	RVN PIC	Stndrds	Total	%
–	–	–	3/3	6/6	100
–	–	–	–	6/6	100
–	–	–	1/1	6/6	100
–	–	–	–	4/4	100
1/1	–	–	–	29.5/29.5	100
1/1	–	–	–	4/4	100
–	–	–	–	15/15	100
–	–	–	–	18/18	100
–	–	8/8	–	14/15	93
–	–	–	3/3	6/6	100
0/1	–	–	–	6/7	86
–	–	–	–	11/11	100
1/1	–	–	–	22/23	96
–	–	–	–	39.5/39.5	100
–	–	–	2/2	5/5	100
–	–	–	–	1/1	100
–	–	–	–	12/16	75
0/1	–	–	–	11/14	79
–	–	–	–	15/15	100
–	–	–	–	4/4	100
1/1	–	–	3/3	11/13	85
0/1	–	–	–	2/5	40
1/1	–	–	–	12/13	92
1/1	–	–	1/1	14/14	100
–	–	–	2/2	4/4	100
–	–	–	–	5/6	83
–	–	–	1/2	3/4	75
0/1	–	–	–	2/5	40
–	–	–	–	16/18	89
–	–	–	0/2	4/6	67
–	–	–	–	6/6	100
–	–	–	–	6/6	100
–	–	–	3/3	6/6	100
–	–	–	–	3/3	100
–	–	6/8	–	8/12	67
1/1	1/1	–	–	42/43	98
–	–	–	–	6/6	100
–	–	–	–	10/10	100
–	–	–	–	2/3	67
–	–	–	–	6/7	86
–	–	–	–	0/3	0
–	–	–	–	31/36	86
–	–	–	–	40/40	100

Key

Cncl – RCVS Council

ARC – Audit and Risk Committee

DC – Disciplinary Committee

EC – Education Committee

Ops Brd – Operational Board

PIC – Preliminary
Investigation CommitteePIC/DC Lsn – PIC/DC
Liaison CommitteePRC – Planning and
Resources CommitteeRVN DC – Registered Veterinary
Nurse Disciplinary CommitteeRVN PIC – Registered Veterinary
Nurse Preliminary Investigation
Committee

Stndrds – Standards Committee

Universities:

B = Bristol

C = Cambridge

E = Edinburgh

G = Glasgow

Lv = Liverpool

Ln = London

N = Nottingham.

Table 18. VN Council membership and attendance

	Veterinary Nurses Council	Standards Committee	Operational Board	Total	%
Elected Members					
Elizabeth Branscombe RVN	3/3	3/3	–	6/6	100
Elizabeth Cox RVN	3/3	–	–	3/3	100
Elizabeth Figg REVN	3/3	–	–	3/3	100
Andrea Jeffery RVN	2/3	–	–	2/3	67
Katherine Kissick RVN	2/3	–	5/6	7/9	67
Suzanne May RVN	3/3	–	–	3/3	100
Hilary Orpet RVN	2/3	–	–	2/3	67
Amy Robinson RVN	2/2	–	–	2/2	100
Appointed Members					
Elizabeth Armitage-Chan MRCVS	3/3	–	–	3/3	100
Victoria Aspinall MRCVS	3/3	–	–	3/3	100
Alison Carr	2/2	–	–	2/2	100
Niall Connell MRCVS	2/2	–	–	2/2	100
Dominic Dyer	2/2	–	–	2/2	100
Susan Proctor	1/2	–	–	1/2	50
Christine Shield MRCVS	2/2	–	–	2/2	100
Penelope Swindlehurst	2/3	–	–	2/3	67

Table 19. Permanent staff as at 31 March 2014

Annette Amato	George Efstathiou	Ben Jones	Bhavna Patel
Freda Andrews	Janet Etheridge	Rita Jorge	Stephanie Platt
Duncan Ash	Lesley Evans	Lo Kei Kwok	Marcus Pugh
Annah Bhebe	Eleanor Ferguson	Lizzie Lockett	Thelma Rees
Luke Bishop	Richard Foster	Emma Lockley	Alison Rengert
Jacob Bland	Jeff Gill	Corrie McCann	Anthony Roberts
Clare Boulton	Julia Goddard-Williams	Laura McClintock	Nick Royle
Helen Bourne	Andrew Grainger	Priya Mehta	Nicola South
Dorothy Brereton	Rebecca Hall	Alicia Menendez-Buick	Nick Stace
Paulette Brown	Fiona Harcourt	Felix Michaux	Liz Troman
Mike Byrne	Jenny Harris	Henry Morgan	Danielle van den Berg
Lauren Charnley	Viky Hedges	Chris Murdoch	Teresa Walker
Britta Crawford	Natalie Heppenstall	Ben Myring	Matt Wallace
Gemma Crossley	Mike Hepper	Sandra Neary	Christine Warman
Peris Dean	Gordon Hockey	Chloe Newbold	Natalie Watkins
Sophie Dicks	Ian Holloway	Aideen Neylon	Martyn Webster
Ashley Doorly	Judith Hylton	Jordan Nicholls	Susan Whall
Myai Du	Christine James	Marilyn Pablo	Dawn Wiggins
Julie Dugmore	Anne Jermey	Vivienne Pankhurst	Tom Winters



There were no student veterinary nurse candidate registrations with RCVS Awards in 2014. There were no candidates for the veterinary nursing theory examination (VRQ) in 2013.

Table 20. Veterinary nursing theory examination (Level 3 Diploma) entries (pass rate %)

	2011			2012			2013		
	Mar	Jul	Nov	Mar	Jul	Nov	Mar	Jul	Nov
Paper 1	(n/a)	557 (81)	266 (87)	307 (91)	586 (90)	178 (87)	97 (86)	14 (86)	10 (80)
Paper 2	(n/a)	573 (57)	369 (51)	300 (49)	743 (64)	366 (56)	177 (59)	95 (52)	47 (47)
Paper 3	(n/a)	724 (86)	233 (80)	177 (77)	516 (88)	290 (83)	187 (87)	273 (84)	73 (67)

NB Pass rates for all candidates.

Table 21. Veterinary nursing practical examination (Level 3 NVQ) entries and % pass rates

	2011								2012								2013							
	Mar		Jul		Sept		Dec		Mar		Jul		Sept		Dec		Mar		Jul		Sept		Dec	
	SA	Eq	SA	Eq	SA	Eq	SA	Eq	SA	Eq	SA	Eq	SA	Eq	SA	Eq	SA	Eq	SA	Eq	SA	Eq	SA	Eq
Total entries	207	2	129	0	64	2	61	1	29	n/a	28	n/a	13	n/a	11	n/a	2	n/a	1	n/a	n/a	n/a	n/a	n/a
% pass rate	65	100	71	n/a	59	50	79	100	37	n/a	50	n/a	100	n/a	75	n/a	100	n/a	0	n/a	n/a	n/a	n/a	n/a

NB Pass rates for first-attempt candidates only. Figures include all students sitting RCVS Awards examinations. The final examinations for the NVQ Level 3 examination were held in July 2013.

Table 22. Veterinary nursing practical examination (Level 3 Diploma) entries and % pass rates

	2011				2012				2013			
	Mar	Jul	Sept	Dec	Mar	Jul	Sept	Dec	Mar	Jul	Sept	Dec
Total entries	n/a	n/a	140	237	236	265	219	223	151	319	164	96
% pass rate	n/a	n/a	64	68	65	75	61	74	68	80	75	60

NB Pass rates for first-attempt candidates only.



Printed by an ISO 14001 certified printer using 100% vegetable-based inks on a totally chlorine-free FSC certified stock www.sterlingsolutions.co.uk

